AGENDA OF THE
HAILEY CITY COUNCIL MEETING
Monday May 24, 2021 * Hailey City Hall Meeting Room

ACTION ITEM = a vote may occur but is not required to be taken
ACTION ITEM.....

Please join our meeting from your computer, tablet or smartphone.

Via teleconference: +1 (872) 240-3311, **Access Code:** 543-667-133
Via One-touch: United States tel:+18722403311,,543667133#,
From your computer, tablet or smartphone:
https://www.gotomeet.me/CityofHaileyCityCouncil

New to GoToMeeting? Get the app now and be ready when your first meeting starts:
https://global.gotomeeting.com/install/543667133

5:30 p.m. CALL TO ORDER - Open Session for Public Concerns

CONSENT AGENDA:

CA 180 Motion to approve Idaho Department of Lands grant application for PPE equipment, 90% match for $4346.15 ACTION ITEM 1
CA 181 Motion to authorize Mayor to sign Letter of Intent to utilize SolSmart's solar education/credit program ACTION..7
CA 182 Motion to approve the Findings of Fact, Conclusions of Law and Decision regarding an extension for the time limitation for the submittal of the Final Plat Application by ARCH Community Housing Trust and Blaine County for the Blaine Manor Subdivision, extending the timeline for one (1) year or until May 2022 ACTION ITEM 51
CA 183 Motion to approve minutes of May 10, 2021 and to suspend reading of them ACTION ITEM 56
CA 184 Motion to approve claims for expenses incurred during the month of April, 2021, and claims for expenses due by contract in May, 2021 ACTION ITEM 69
CA 185 Motion to approve unaudited Treasurer's report for the month of April 2021ACTION ITEM 96

MAYOR'S REMARKS:
MR 000

PUBLIC HEARING:

PH 186 Consideration of a City-initiated infrastructure project pursuant to Hailey Municipal Code, Title 18, Mobility Design, Section 18.04.012, to implement an interim bicycle/pedestrian pathway along River Street, generally between McKercher Blvd and Bullion Street. The project includes an approximately five-foot (5') to ten-foot (10') wide asphalt bicycle/pedestrian pathway, generally located adjacent to the River Street right of way or existing curb lines; existing parking within the River Street right of way to be revised; relative paving and drainage improvements; portions of new asphalt; asphalt striping. The pathway will be constructed on both the east and west sides of River Street, and construction is anticipated to commence in the summer of 2021. Approximately $600,000 of Hailey Urban Renewal District funds will be utilized towards the project ACTION ITEM 107

NEW BUSINESS:

NB 187 Consideration of Resolution 2021-____, and a City-Urban Renewal Agency Agreement for River Street Improvements ACTION ITEM 115
NB 188 Consideration of Resolution 2021-____, a Resolution approving the Eligibility Report for the Airport Way Urban Renewal District ACTION ITEM 140

STAFF REPORTS: Staff Reports Council Reports Mayor's Reports

SR 189 Report on effect of Idaho's new property tax legislation on the City of Hailey..... 169

SR 190 Report on Hailey's transition plan to hybrid meetings, both in-person and via Go-To-Meeting. (no documents)

EXECUTIVE SESSION: Real Property Acquisition under IC 74-206 (1)(c) or Pending & Imminently Likely Litigation under (IC 74-206(1)(f))

Matters & Motions from Executive Session or Workshop

Next Ordinance Number - 1284 Next Resolution Number- 2021-056

AGENDA ITEM SUMMARY

DATE: 5/20/2021 **DEPARTMENT: HFD** **DEPT. HEAD SIGNATURE:** MB

SUBJECT: Grand Application – ID Dept. of Lands Volunteer Fire Assistance

---

AUTHORITY: ☐ ID Code _____ ☐ IAR _____ ☐ City Ordinance/Code _____ (IFAPPLICABLE)

BACKGROUND/SUMMARY OF ALTERNATIVES CONSIDERED:
This grant application if awarded would help in reducing current and FY18 budget for Wildland PPE and tools.

FISCAL IMPACT / PROJECT FINANCIAL ANALYSIS:
10% city contribution of total cost of new Wildland PPE (Personal Protective Equipment). If grant is approved would cover Wildland PPE for the next 5 years for current firefighters.

ACKNOWLEDGEMENT BY OTHER AFFECTED CITY DEPARTMENTS: (IFAPPLICABLE)

☐	City Administrator	☐	Library	☐	Benefits Committee
☐	City Attorney	☐	Mayor	☐	Streets
☐	City Clerk	☐	Planning	☐	Treasurer
☐	Building	☐	Police	☐	_____
☐	Engineer	☐	Public Works, Parks	☐	_____
☒	Fire Dept.	☐	P & Z Commission	☐	_____

RECOMMENDATION FROM APPLICABLE DEPARTMENT HEAD:

Fire Chief recommends to approve grant application

ACTION OF THE CITY COUNCIL:
Date : _____

City Clerk _____

FOLLOW-UP:

*Ord./Res./Agrmt./Order Originals: Record
Copies (all info.):
Instrument # _____

*Additional/Exceptional Originals to: _____
Copies (AIS only)

APPLICATION DUE NO LATER THAN JUNE 1, 2021

IDAHO DEPARTMENT OF LANDS RURAL FIRE CAPACITY **2021 GRANT APPLICATION**	Available electronically on the web at: www.idl.idaho.gov

Name of Fire Service Organization (FSO) or Rangeland Fire Protection Association (RFPA):	City of Hailey Fire Department					Date:	May 6,2021
Active DUNS Number	169191517	Current CCR Registration?	Yes ■ No ☐		Taxpayer Identification Number – TIN		82-6000201
Mailing Address:	617 S 3rd Ave					Phone:	208-788-3147
City:	Hailey		State: ID	ZIP:	Idaho	County:	Blaine
Name and Title of Person Making Application:	Mike Baledge-Fire Chief		E-mail Address:		mike.baledge@haileycityhall.org		
List Type of Equipment	2-T1, 1-T3, 1-T6						

				Number of Firefighters in FSO or RFPA:					
Population of Service Area:	8,100	Number of Seats on Wildland Apparatus:	11	Volunteer:	25	Paid (if any):	3	Total:	28
Attach a detailed description of project.				Description attached?	Yes ■ No ☐				
Attach an itemized estimate and/or vendor quote for all equipment and/or services. Check with your local IDL Area/District/Assn.				Estimate/Quote Attached?	Yes ■ No ☐				

CATEGORIES	GRANT FUNDS *90%*	HARD MATCH *10% Required*	TOTAL
Category 1 – Organization of New FSO or RFPA ***Building, land, and/or maintenance will not be funded.***			0
Category 2 – Firefighter Training ***List audio visual equipment in Category 5 – All Other Equipment.***		48	48
Category 3 – Personal Protective Equipment ***Please Note: Wildland firefighting boots will not be funded.***	4346.15	482.91	4829.06
Category 4 – Radio and Communications Equipment			0
Category 5 – All Other Equipment			0
TOTAL GRANT REQUEST	$ 4346.15	530.91	4877.06
TOTAL COST OF PROJECT	Grant Funds + Match =	$ 4829.06	

Is this project/need identified in your County Wildfire Protection Plan (CWPP) or annual CWPP project priority update?
New FSOs and RFPAs have a maximum of five years from their inception to become a participant in the CWPP process for their County.
Contact your County Emergency Management Coordinator or Local Emergency Planning Committee for current CWPP.

New FSO or RFPA? **Yes** ___ **No** X ___ If yes, year established: _____ In CWPP or Update? **Yes** ___ **No** X ___

Is your FSO or RFPA located in a high, medium, or low risk area as identified in your County Wildfire Protection Plan?

High X ___ **Medium** ___ **Low** ___

Fire occurrences ***three-year average***: 25 Will this project result in reduced insurance ratings? **Yes** ___ **No** X ___

Did you report fire incidents to the State Fire Marshal in 2020? **Yes** _____ **No** _____

For RFPAs only, did you report fire incidents to IDL for 2020? **Yes** Yes **No** _____

List community(ies) assisted by this project. City of Hailey, Wood River Fire District, Bellevue Fire Dept.

Has applicant applied for and/or received grant funds **for specific project(s) listed above** from **any other federal, state, or private agency?** **Yes** ___ **No** X ___

If **yes**, list agency name and dollar amount: **Agency Name:** _____ **Amount** _____

Please return this application to your local Idaho Department of Lands Fire Protective District/Area or Timber Protective Association Office no later than June 1, 2021. *Office location information available at www.idl.idaho.gov.*

APPLICATION DUE NO LATER THAN JUNE 1, 2021

By initialing each line and signing this application, I acknowledge the following:

MB I have reviewed this application in its entirety and the answers are accurate to the best of my knowledge.

MB I have attached a detailed description and price quotes for the funds being requested.

MB The application must be physically at the local IDL office by close of business on June 1. Postmarks do not qualify.

MB I understand that I cannot put in for items to be reimbursed unless the purchase date is after the date on the award letter.

MB The RFC grant is reimbursable. This means the FSO must pay the entire invoice for items purchased before submitting paperwork for reimbursement. Federal guidelines prohibit payment to the FSO without proof of FSO expending funds on awarded items.

MB I understand the deadline to order from the Cache is December 15.

MB I understand the deadline for reimbursement is February 28.

MB If there is a change in chief, all criteria and deadlines remain in place.

Name of Fire Chief or Chairman:	Mike Baledge
Signature of Fire Chief or Chairman:	

Application will not be considered unless signed by Fire Chief/Chairman.

Please return this application to your local Idaho Department ~~of Lands~~ Fire Protective District/Area or Timber Protective Association Office no later than June 1, 2021. *Office location information available at www.idl.idaho.gov.*

IDAHO DEPARTMENT OF LANDS - BUREAU OF FIRE MANAGEMENT

SUPPLY ORDER FORM

TO: CHIEF - BUREAU OF FIRE MANAGEMENT **DATE:** May 6, 2021

FROM: HAILEY FIRE DEPARTMENT **FIRE CHIEF:** Mike Baledge

ADDRESS: 617 S 3rd Ave. Hailey, ID 83333 **PHONE:** 208-788-3147

ITEM NMBR	CATALOG	NFES NMBR	STOCK NUMBER	QTY	U/I	UNIT COST	TOTAL COST	ORDER FOR	DESCRIPTION
1	GSA	1274	8415-01-483-6075	10	EA	$ 26.12	$ 261.20		Shroud
2	GSA	7289	8415-01-504-9048	10	EA	$ 51.56	$ 515.60		Red Helmet
3	GSA	0577	8415-00-233-5819	5	EA	$ 74.69	$ 373.45		M Nomex Shirt (Yellow)
4	GSA	0744	8465-00-205-3493	6	EA	$ 49.06	$ 294.36		Field Pack
5	GSA	1081	4210-01-165-6603	5	EA	$ 23.99	$ 119.95		1" Nozzles
6	GSA	1201	4210-01-165-6599	5	EA	$ 61.95	$ 309.75		1" Ball Valve
7	GSA	1238	4210-01-166-8122	5	EA	$ 135.03	$ 675.15		1" Hose(white)
8	GSA	1239	4210-01-165-6597	5	EA	$ 169.31	$ 846.55		1.5" Hose(white)
9	GSA	0296	42510-00-203-3512	2	EA	$ 66.63	$ 133.26		Mcleod Tool
10	GSA	2801	8415-01-464-3672	2	EA	$ 86.45	$ 172.90		Nomex Pants (sage)
11	GSA	2806	8415-01-464-3672	2	EA	$ 86.45	$ 172.90		Nomex Pants (sage)
12	GSA	2803	8415-01-464-3676	2	EA	$ 86.45	$ 172.90		Nomex Pants (sage)
13	GSA	2804	8415-01-464-3677	2	EA	$ 86.45	$ 172.90		Nomex Pants (sage)
14	GSA	0718	6230-01-603-6874	10	EA	$ 49.18	$ 491.80		Headlamps
15	GSA	241	4210-01-558-9951	1	EA	$ 116.39	$ 116.39		Drip Torch

APPROVED BY: _____

C-BFM

AGENCY	SUB-OBJ	ITEM#	P C A	AMOUNT	REMARKS
320	5746		71011	$ 4,829.06	Please deliver/send to Jerome Field Office-Eastern Area
					VFA Grant Order

INSTRUCTIONS:

1. Use this form for all routine orders from the Coeur d'Alene Interagency Fire Cache.
2. Use a resource order for "Going Fires", replacements for fire loss, and project/block burning.
3. All blocks above will be completed as indicated or the supply order will be returned.
4. NFES #'s are not needed for GSA, CSC/GSA supply catalog orders, they are not in catalog.
5. There will be dashes between stock numbers.
6. Use the latest price list, as that price will be used to encumber.
7. Use correct unit of issue; you may receive the wrong quantity.
8. Complete bottom portion of this form, PCA#, amount, etc.
9. Try and order by the standard pack listed in GSA Wildfire Catalog.
10. Areas and Districts should order direct from companies, i.e., Wajax, Mallory, etc., rather than the Fire Cache ordering your item.

Idaho Department of Lands
Volunteer Fire Assistance Grant
Hailey, Idaho

Project Description

The Funding requested of $4,346.15 plus ten percent match $482.91 totaling $4,829.06.

will be used to outfit Hailey's wildland firefighters with new wildland gear. Our current inventory is seriously depleted and lacking the correct sizes for our newer firefighters. I have looked at cost for replacing the gear and attached a quote on average this gear will cost an estimated $160.00 per firefighter. If awarded this grant it would greatly offset the financial burden of replacing this gear. Thank you for your consideration.

Organizational Background

The Hailey Fire and Rescue Department is a combination fire department. The department currently employs 3 full-time employees, and 25 Volunteers. In 2021, the department responded to Wildland, grass, and brush fires in our own area. We deployed and engine to Wyoming and Northern Idaho last year.

Return to Agenda

AGENDA ITEM SUMMARY

DATE: 05/24/2021 **DEPARTMENT:** Community Development **DEPT. HEAD SIGNATURE:** LH

SUBJECT:
Motion to authorize Mayor to sign attached letter of intent for City of Hailey to utilize SolSmart's solar education/credit program.

AUTHORITY: ☐ ID Code 50-344 ☐ IAR _____ ☐ City Ordinance/Code _____
(IF APPLICABLE)

BACKGROUND:
Warm Springs Consulting (WSC) and Sprout Energy (SE) are partnering to assist cities in Idaho to become SolSmart certified. Both companies have supported private and public projects throughout Idaho, are on-call sustainability and energy consultants with the City of Boise and are led by native Idahoans.

WSC is in the process of submitting a proposal to SolSmart to utilize their grant monies to support Idaho cities in making it easier for residents and businesses to install solar systems. The proposal requires a letter of intent from Idaho municipalities to utilize SolSmart's solar education/credit program. Boise already has a Gold SolSmart Designation. SolSmart helps local governments bring new businesses to their communities, promote economic growth, and foster the creation of new jobs. However, Idaho is considered underserved by SolSmart and they are investing more statewide to address community solar goals and increase the number of cities with SolSmart Designation.

If WSC/SE receives this grant, they will offer full support for the City of Hailey to achieve SolSmart Designation, including but not limited to technical support, SolSmart program guidance, gap analysis, community outreach, and program educational materials. The consultant services come at no extra cost to the city or taxpayers. The grant is funded by the Solar Foundation, a nonprofit dedicated to advancing clean energy use worldwide.

Confirmation of intent to participate is due by Monday, May 24, 2021, and has been communicated by email to WSC. The signed letter of intent is due by Wednesday, May 26, 2021.

Attachments:

- Hailey SolSmart Participation Letter
- SolSmart Program Guide

FISCAL IMPACT / PROJECT FINANCIAL ANALYSIS: Caselle #_____
Budget Line Item #_____ YTD Line-Item Balance $_____
Estimated Hours Spent to Date: 1 Estimated Completion Date: On-going
Staff Contact: Lisa Horowitz Phone 208-788-9815 Ext. 1

There are no direct costs affiliated with acceptance of the consulting assistance, but there will be minor CDD staff time necessary to implement and administer the project.

ACKNOWLEDGEMENT BY OTHER AFFECTED CITY DEPARTMENTS: (IFAPPLICABLE)

__ _ City Attorney	___City Administrator	___ Engineer	___ Building
___ Library	___ Planning	___ Fire Dept.	___ _____
___ Safety Committee	___ P & Z Commission	___ Police	___ _____
___ Streets	___ Public Works, Parks	___Mayor	___ _____

RECOMMENDATION FROM APPLICABLE DEPARTMENT HEAD:
Motion authorizing the Mayor to sign the attached letter of intent. **ACTION ITEM**

ADMINISTRATIVE COMMENTS/APPROVAL:
City Administrator _____ Dept. Head Attend Meeting (circle one) Yes No

---

ACTION OF THE CITY COUNCIL:
Date : _____

City Clerk _____

FOLLOW-UP:

*Ord./Res./Agrmt./Order Originals: Record *Additional/Exceptional Originals to:

_____
Copies (all info.): Copies (AIS only)
Instrument # _____

SOLAR STATEMENT

Thursday, May 20, 2021

Scott Annis
International City/County Management Association
777 North Capitol St. NE, Ste. 500
Washington, DC 20002

Theresa Perry
The Solar Foundation
1110 Vermont Avenue NW, Suite 930
Washington, DC 20005

Dear Scott Annis and Theresa Perry:

On behalf of Hailey, ID, I am proud to announce our commitment to become a SolSmart-designated community. In partnership with the SolSmart team, Hailey's dedicated staff members will work to improve solar market conditions, making it faster, easier, and more affordable for our residents and businesses to install solar energy systems. These efforts will also increase the efficiency of local processes related to solar development, which may save our local government time and money.

Hailey will leverage SolSmart to achieve the following goals:

- Streamlining the permit and inspection process
- Community engagement and solar education
- Conduct feasibility analysis for solar PV on local government facilities

These efforts demonstrate that our community is committed to driving continual improvement in our solar market, and in the process of doing so, all the related areas identified as community priorities.

In order to measure progress along the way, Hailey will track key metrics related to solar energy deployment, such as installed solar capacity and number of installations across sectors.

Inquiries related to Hailey's SolSmart participation can be directed to **Jessica Parker, Community Development Department,** at **jessica.parker@haileycityhall.org** or **208-788-9815, ext 3**.

Sincerely,
Click or tap here to enter text.

Martha Burke
Mayor, City of Hailey

SOLSMART
NATIONALLY DISTINGUISHED. **LOCALLY POWERED.**

PROGRAM GUIDE

WWW.SOLSMART.ORG

JANUARY 2021

SolSmart Program Guide:

Recognizing Local Solar Achievements!

Welcome to the SolSmart Program Guide, a comprehensive resource to guide local governments through the SolSmart designation and technical assistance process.

Why SolSmart?

Across the United States, communities are turning to solar energy for clean, reliable, and affordable electricity to power their homes and businesses. Rapidly declining prices for solar technologies have brought vast amounts of solar energy into the mainstream within a few short years. Millions of Americans now rely on solar to power the necessities of modern life.

In addition to keeping the lights on, solar energy provides many environmental, social, and economic benefits. It is a carbon-free electricity source that is an essential part of any strategy to reduce greenhouse gas emissions. An increasing number of communities are now using solar to meet climate change goals or renewable energy targets. At the same time, solar energy is a primary driver for job creation and economic growth. The Solar Foundation's *National Solar Jobs Census* found that solar employs nearly 250,000 American workers as of 2019, and since 2010 the size of the solar workforce has grown by 167 percent.[1]

Those who have taken advantage of the opportunity to install solar panels are finding that solar saves money. Homeowners, businesses, schools, and local governments are using solar energy to drastically reduce their utility costs. Meanwhile, in the face of costly natural disasters that threaten the reliability of the electricity grid, solar can be combined with battery storage to provide backup power and make communities more resilient.

Yet, solar "soft costs" have significant local impacts on the affordability of solar energy systems. "Soft costs" refer to business processes or administrative costs that can increase the time and money it takes to install a solar energy system — costs that are then passed on to customers. These costs arise due to sales and marketing, permitting processes, planning, and zoning considerations, financing, and a wide variety of other factors. Overall, these soft costs represent about 64% of the total cost of a solar energy system.[2]

To address solar soft costs at the local level, the U.S. Department of Energy's Solar Energy Technologies Office (SETO) funds SolSmart, a national designation and technical assistance program. SolSmart recognizes local governments that have taken key steps to address barriers to solar energy and provides no-cost technical assistance to accelerate the development of local solar energy markets.

SolSmart benefits three primary stakeholders at the local level. The first is solar customers that can enjoy a greater return on their investment if soft costs are reduced. Cumbersome local government processes can add up to $2,500 or more to the cost of a homeowner going solar.[3] Second, local governments benefit from the time and money saved by cutting red tape and making processes more efficient. For example, providing more accessible information on permit and inspection processes can decrease the volume of questions from installers and the number of incomplete applications, thereby reducing demands on staff time. Finally, local solar companies benefit from transparent and standardized processes that reduce barriers to entering the market, reduce administrative costs, and improve customer satisfaction.

[1] The Solar Foundation, *National Solar Jobs Census 2019,* February 2020, available at http://www.solarjobscensus.org
[2] U.S. Department of Energy, *Soft Costs Webpage, available at* https://www.energy.gov/eere/solar/soft-costs
[3] Jesse Burkhardt et al., "How Much Do Local Regulations Matter? Exploring the Impact of Permitting and Local Regulatory Processes on PV Prices in the United States," *Electricity Markets & Policy*, September 2014, https://emp.lbl.gov/publications/how-much-do-local-regulations-matter.

As of January 2021, more than 390 communities in 41 states and the District of Columbia have achieved designation as SolSmart Gold, Silver, or Bronze. The program's broad national reach is helping communities in all parts of the country make it faster, easier, and more affordable to go solar. The designation program is led by the International City/County Management Association, while the technical assistance program is led by The Solar Foundation.

SolSmart Designation Criteria

SolSmart uses objective criteria based on established solar energy best practices to measure local government progress toward creating a solar-friendly community. Local governments that complete the necessary requirements are awarded SolSmart Bronze, Silver, or Gold Designation.

There are three levels of SolSmart designation for local governments. Below are the requirements for each level

Bronze	60 Total Points	3 Pre-requisite Credits
	☐ 20 Points in Permitting & Inspection ☐ 20 Points in Planning & Zoning ☐ 20 Points from any Special Focus category	☐ Complete the Solar Statement (PR-1) ☐ Complete solar permitting checklist (PI-1) ☐ Complete zoning review (PZ-1)
Silver	**100 Total Points**	**3 Pre-requisite Credits**
	☐ Complete bronze designation requirements	☐ Complete permit staff training (PI-2) ☐ Complete inspection staff training (PI-3) ☐ Complete zoning clarification (PZ-4)
Gold	**200 Total Points**	**2 Pre-requisite Credits**
	☐ Complete silver designation requirements	☐ Complete permit turnaround time (PI-4) ☐ Complete solar in zoning (PZ-5)

Special Award: Communities that earn 60% of the available points in a category are eligible for special recognition.

The SolSmart Designation Criteria is organized into 5 categories – 2 Foundation Categories and 3 Special Focus Categories. Below you will find a summary of the 5 categories and the number of credits and available points in each category.

Foundational Categories

Permitting and Inspection		Planning and Zoning	
Credits: 20	Points: 205	Credits: 23	Points: 185

Special Focus Categories

Government Operations		Community Engagement		Market Development	
Credits: 10	Points: 160	Credits: 12	Points: 70	Credits: 10	Points: 155

Permitting and Inspection | 20 Credits | 205 Points

Most local governments have direct oversight of the permitting and inspection policies and procedures within their jurisdiction. Communities that implement permitting best practices provide solar developers and installers with a transparent, efficient, and cost-effective approval process. Well-trained staff and completed permit applications can reduce staff time needed to review permits which allows them to focus on other priorities. Clear inspection procedures ensure compliance with applicable state and local codes while protecting public health and safety. *Many of the credits in the permitting and inspection category can be verified by providing information in a detailed permitting checklist. That publicly available document should be backed up by internal standard operating procedures that ensure a transparent and efficient permitting and inspection process.*

Planning and Zoning | 23 Credits | 185 Points

Local government planning and zoning regulations can help facilitate the rapid expansion of solar energy within a community while ensuring compliance with development standards. Communities can utilize planning and zoning regulations to provide maximum siting options for rooftop and ground-mounted solar energy while preserving community character and historic resources. Incorporating solar energy in local planning documents sets a community's vision for the integration of solar energy with other land uses. Zoning codes should contain language that provides clear and transparent regulations on the development and use of solar energy within the jurisdiction. *Many of the credits in the planning and zoning category can be verified by providing a link to a community's codes, ordinances, and community plans.*

Government Operations | 10 Credits | 160 Points

Local governments can lead the way by installing solar energy on public facilities and land. Communities can engage with their local utility to discuss goals for solar energy, net metering, interconnection, and community solar. These actions are high impact that can directly lead to more megawatts of solar energy on the local grid. *Many of the credits in the government operations category can be verified by providing documents demonstrating installed solar capacity such as news articles about solar installations, dashboards/metrics showing solar production, and contracts that demonstrate solar project construction.*

Community Engagement | 12 Credits | 70 Points

Local governments are an important and trusted source of information for residents, businesses, and solar installers. Posting information on the local government's website, providing public education, and engagement opportunities can help residents and businesses interested in solar energy make informed decisions. *Many of the credits in the community engagement category can be verified on a local government's solar webpage by providing information about a community's solar energy goals and processes in one centralized location.*

Market Development | 10 Credits | 155 Points

Local governments can collaborate and partner with organizations to promote solar development within their jurisdiction. Supporting a community solar program, promoting a solarize group-buy campaign, or partnering with a local financial institution can make solar energy more affordable and accessible for homes and businesses while improving business opportunities for solar installers. *Many of the credits in the market development category can be verified by providing news articles about the local governments role in supporting solar development or by providing official documents that established policies or programs.*

SolSmart Technical Assistance and Designation Process

Any local government, regardless of previous solar experience, is eligible for SolSmart designation.

The first step for any local government interested in pursuing SolSmart designation is to connect with one of our technical assistance providers through a consultation call. During this call, our technical assistance providers (TA provider) will describe the program and process, learn about a community's solar goals, and identify the applicable SolSmart Designation Criteria for the local government. The consultation call and all technical assistance is provided at no-cost because of a grant through the U.S. Department of Energy.

Once the local government decides to pursue SolSmart designation, they need to complete a Solar Statement and return it to a technical assistance provider. The Solar Statement demonstrates the community's commitment to work with the SolSmart team and achieve designation.

The local government then work with the TA provider to conduct a baseline assessment of the community's solar processes. This analysis helps determine how close the community is to designation and identifies what technical assistance pathway will achieve designation. After the baseline assessment, with guidance from the SolSmart team, the local government should complete any pre-requisite credits needed to achieve designation.

The local government may need to complete additional credits to be ready to submit for designation. In this case, the credits should balance recommendations from the SolSmart team and credits of interest to the local government.

Once the necessary credits are completed, the local government is ready to submit for designation review. The TA provider can assist the local government with the submission process through SolSmart's website. The submission is reviewed by the Designation Program Administrator within 10 business days and the local government is notified of their designation by email.

Designation Criteria

Three designation criteria are available to local governments depending on what processes are within their jurisdiction.

Local governments that control permitting, inspection, planning, and zoning use the **Standard Designation Criteria**.

Local governments that do not control permitting, inspection, planning, and/or zoning use the **Modified/County Designation Criteria**. This criteria is appropriate for certain counties that do not have control over one or more of those processes.

Regional organizations are eligible for SolSmart designation. Multi-jurisdictional organizations such as regional councils or councils of government use the **Regional Organization Designation Criteria**.

Local governments are encouraged to celebrate and publicize their designations. The designation email contains a Designation Toolkit with template press release, sample social media, and SolSmart Designation logos. SolSmart will also recognize local governments on the SolSmart website, on social media, and in the SolSmart newsletter.

SolSmart Definitions to Know

SolSmart - A national designation and technical assistance program. SolSmart recognizes local governments that have taken key steps to address barriers to solar energy and provides no-cost technical assistance to accelerate the development of local solar energy markets.

SolSmart Designation Program Administrators – A team of organizations that maintains the SolSmart Criteria, conducts designation reviews, awards designation.

SolSmart Technical Assistance Providers – A team of organizations that provide assistance to local governments pursuing SolSmart designation.

SolSmart Designation Criteria – A standardized collection of best practices that local governments can implement which aim to accelerate the development of local solar markets. SolSmart provides three Designation Criteria – Standard, Modified/County, and Regional Organization.

SolSmart Credit – A specific action that local governments can implement to encourage solar energy development in their community. SolSmart credits may include policies, processes, or programs that implement solar best practices. Each credit has a corresponding point value ranging from 5 to 20.

SolSmart Credit Overview

The SolSmart Designation Criteria is comprised of 75 credits organized into 5 Categories. Each credit is specific action that local governments can implement to encourage solar energy development in their community. Each credit has a corresponding point value ranging from 5 to 20.

Credit Identifier	Credit Points	Program Participation Pre-requisite Credit
PR-1	Req'd	Provide a document that demonstrates your local government's commitment to pursue SolSmart designation.

Credit Identifier	Credit Points	Permitting and Inspection Credits
PI-1	Req'd	Post an online checklist detailing the required permit(s), submittals, and steps of your community's permitting process for small rooftop solar PV. (Required for Bronze)
PI-2	10	Train permitting staff on best practices for permitting solar PV and/or solar and storage systems. Training must have occurred in the past five years. (Required for Silver).
PI-3	10	Train inspection staff on best practices for inspecting solar PV and/or solar and storage systems. Training must have occurred within the past five years. (Required for Silver).
PI-4	20	Post an online statement confirming a three-business day turnaround time for small rooftop solar PV. (Required for Gold)
PI-5	5	Distinguish between solar PV systems qualifying for streamlined and standard permit review.
PI-6	5	Require no more than one permit application form for a small rooftop solar PV system.
PI-7	10	Adopt a standard solar PV permit application form aligned with best practices (e.g. Solar ABCs).
PI-8	20	Provide an online process for solar PV permit submission and approval.
PI-9	20	Exempt or waive fees for residential solar PV permit applications.
PI-10	5	Demonstrate that residential permit fees for solar PV are $500 or less.
PI-11	10	Demonstrate that commercial permit fees for solar PV are based on cost-recovery and capped at a reasonable level so fees do not become a net revenue source. (e.g. fees cover the cost of the staff time required to review and process the permit application).

PI-12	10	Post solar PV inspection requirements online, including the inspection process and what details inspectors will review.
PI-13	10	Require no more than two inspections for small rooftop solar PV.
PI-14	10	Offer inspection appointment times in lieu of appointment windows for solar PV.
PI-15	10	Provide an online process for solar PV inspection scheduling.
PI-16	10	Train fire and safety staff on solar PV and/or solar and storage systems. Training must have occurred in the past five years.
PI-17	10	Train fire and safety staff on specific plans and procedures for responding to an emergency at a large-scale solar PV system within the jurisdiction. (This may include a walk-through of the site, coordinated with the project's owner/operator).
PI-18	10	Share site specific solar PV and/or solar and storage permit data, including addresses, with first responders and their departments. (e.g. through software that allows users to view searchable, filterable data about a specific site and system).
PI-19	10	Post an online checklist detailing the required permit(s), submittals, and steps of your community's energy storage system permitting process.
PI-20	10	Post energy storage system inspection requirements online, including the inspection process and what details inspectors will review.

Credit Identifier	Credit Points	Planning and Zoning Credits
PZ-1	Req'd	Review zoning requirements and identify restrictions that intentionally or unintentionally prohibit solar PV development. Compile findings in a memo. (Required for Bronze). Examples include: height restrictions, set-back requirements, screening requirements, visibility restrictions, etc.
PZ-2	5	Present PZ-1 memo findings to planning commission or relevant body.
PZ-3	5	Draft proposed language for changes to zoning code based on PZ-1 memo and PZ-2 dialogue. Involve planners and/or local zoning experts in the creation of the draft language.
PZ-4	0	Post an online document from the Planning/Zoning Department that states accessory use solar PV is allowed by-right in all major zones. (e.g. via a zoning determination letter). (Required for Silver unless Gold Requirement PZ-5 is achieved. If PZ-5 is achieved, PZ-4 is not necessary.)
PZ-5	20	Codify in the zoning ordinance that accessory use solar PV is explicitly allowed by-right in all major zones. Zoning ordinance language should not include intentional or unintentional barriers to accessory use solar, such as limits to visibility from public rights-of-way, excessive restrictions to system size, glare studies, subjective design reviews, and neighbor consent requirements. (Required for Gold, PZ-4 is optional)
PZ-6	5	Ensure the zoning ordinance exempts rooftop solar PV from certain restrictions on accessory uses (e.g. height limits, rooftop equipment screening requirements, or other restrictions).
PZ-7	5	Ensure the zoning ordinance permits small ground-mounted solar PV as an accessory use in at least one zoning district.
PZ-8	5	Ensure the zoning ordinance exempts small ground-mounted solar PV from certain restrictions on accessory uses (e.g. setbacks, coverage or impervious surface calculations, or other restrictions).
PZ-9	5	Ensure the zoning ordinance establishes a clear regulatory pathway for large-scale solar PV (e.g. through a special use permit or through inclusion among allowed conditional uses).
PZ-10	10	Ensure the zoning ordinance includes a native perennial vegetation and/or habitat-friendly ground cover requirement or standard for large-scale solar PV.
PZ-11	5	Ensure the zoning ordinance enables co-location of solar PV with an agricultural use such as grazing, apiaries, or crops (agrivoltaics).
PZ-12	5	Ensure the zoning ordinance requires a decommissioning plan that outlines the terms and conditions for a large-scale solar PV system's proper removal at the end of its useful life cycle or in the event of cessation of operation. (The decommissioning plan may include steps to remove the system, requirements for disposal and/or recycling of system components, and restoration as needed to allow for return to agriculture or other land use).
PZ-13	5	Ensure the zoning ordinance establishes solar energy zones and/or solar overlays for large-scale solar PV.

PZ-14	10	Require new construction to be solar ready in at least one zoning district by adopting Appendix U (International Code Council), Appendix RB (International Energy Conservation Code), or another mechanism.
PZ-15	20	Codify a solar requirement for new construction and/or retrofits meeting a specific threshold, in at least one zoning district.
PZ-16	10	Provide clear guidance for the installation of solar PV on historic properties and in special overlay districts.
PZ-17	5	Post an online fact sheet that provides an overview of what zoning allows for solar PV under what conditions (e.g. types and sizes of solar systems permitted, the processes required, and other relevant information).
PZ-18	10	Train planning and zoning staff on best practices in planning and zoning for solar PV. Training must have occurred in the past five years.
PZ-19	5	Draft new or updated language and provide a timeline for the inclusion of specific solar PV goals, metrics, and/or strategies into existing and/or future plans.
PZ-20	10	Include specific solar PV goals, metrics, and/or strategies in the most current version of relevant local plans (e.g. energy plan, climate plan, comprehensive plan).
PZ-21	10	Develop a solar PV assessment that identifies all feasible sites for large-scale solar PV development within a jurisdiction.
PZ-22	10	Enable solar rights through a local solar access ordinance.
PZ-23	20	Codify in the zoning ordinance that accessory use energy storage systems are explicitly allowed by-right in all major zones.

Credit Identifier	Credit Points	Government Operations Credits
GO-1	20	Demonstrate coordination between local government inspectors and utility staff to reduce Permission to Operate timeline for solar PV.
GO-2	10	Discuss community goals for solar PV, net metering, community solar, and/or interconnection processes with the local utility and explore areas for future collaboration. Compile summary and next steps in a memo.
GO-3	10	Coordinate with regional organizations and/or local governments to engage utilities on advancing solar policies such as utility procurement of solar PV, green tariffs, and/or interconnection process improvements.
GO-4	10	Conduct feasibility analysis for solar PV on local government facilities and/or local government-controlled land.
GO-5	20	Install solar PV on local government facilities and/or local government-controlled land.
GO-6	20	Install solar PV on local government-controlled brownfields and/or under-utilized properties.
GO-7	20	Install solar PV integrated with other technologies such as combined heat and power or electric vehicle charging on local government facilities and/or local government-controlled land.
GO-8	20	Install solar PV plus storage on local government facilities and/or local government-controlled land.
GO-9	10	Require new local government facilities and/or facility retrofits meeting a specific threshold to be solar ready.
GO-10	20	Procure solar energy for municipal operations through an offsite physical PPA, virtual PPA, green tariff, or similar structure.

Credit Identifier	Credit Points	Community Engagement Credits
CE-1	10	Post a solar landing page on local government's website with information that may include the community's solar goals, educational materials and tools that promote solar, and resources for solar development (e.g. permitting checklist, application forms, zoning regulations, etc.).
CE-2	5	Post online resources about solar installers and/or solar quote platforms for solar PV.
CE-3	5	Post online resources about residential and commercial solar PV financing options and incentives.
CE-4	5	Post online resources about consumer protection and solar PV.
CE-5	5	Post an online summary of state policies related to a property owner's solar access and solar rights, including links to state-level policy.

CE-6	5	Post an online summary of state policies related to Homeowner Associations (HOAs) ability to regulate and/or restrict solar PV, including links to state-level policy.
CE-7	5	Post an online dashboard or summary of the solar PV metrics for your community.
CE-8	5	Post an online solar map for your community.
CE-9	5	Support a solar informational session and/or solar tour explaining solar PV opportunities and policies. Session/Tour must have occurred within the last 5 years.
CE-10	5	Distribute solar job training and career opportunities in coordination with local colleges and/or workforce development organizations.
CE-11	5	Demonstrate local government support for local solar projects through speeches, press releases, opinion articles, etc.
CE-12	10	Discuss solar PV goals and/or strategies for increasing solar PV development within an appropriate committee, commission, taskforce, and/or working group. (e.g. solar is a recurring agenda item during monthly sustainability commission meetings).

Credit Identifier	Credit Points	Market Development Credits
MD-1	20	Demonstrate activity in state regulatory and/or legislative proceedings regarding solar PV.
MD-2	20	Support a community-wide group purchase program (e.g. Solarize). Program must have occurred within the last 5 years.
MD-3	10	Encourage low-to-moderate income (LMI) participation in community-wide group purchase program through program design and/or financing support options.
MD-4	20	Support a community solar program.
MD-5	10	Encourage low-to-moderate income (LMI) participation in a community solar program through program design and/or financing support options.
MD-6	20	Provide residents with Community Choice Aggregation/Energy that includes solar PV as a power generation source.
MD-7	10	Provide a PACE financing program that includes solar PV as an eligible technology.
MD-8	20	Provide local incentives or locally-enabled finance (e.g. a revolving loan fund) for solar PV.
MD-9	5	Provide local incentives for solar PV to low-to-moderate income (LMI) households, Disadvantaged Business Enterprises (DBEs), and/or non-profit organizations that provide community services.
MD-10	20	Partner with financial institutions and/or foundations to offer loans, rebates, grants, or other incentives for solar PV projects. (Financial institutions could include entities such as a local or regional bank, CDFI, or credit union).

Credit Identifier	Credit Points	Innovative Action Credit
IA-1	Varies	The actions identified in the categories above represent many of the most common and impactful efforts communities are taking to make going solar easier and more affordable for residents and businesses. However, we know that communities across the country are developing innovative ways to promote and deploy solar energy. If your community has taken action that was not captured in any of the credits above, please share it with us.

How to Use the SolSmart Program Guide

The following section of the SolSmart program guide contains specific actions, called credits, that local governments and community stakeholders can implement to encourage solar energy development in their community. Each credit has a brief description, recommended verification for designation review, community examples, templates, and/or resources. A SolSmart Scorecard is available to help track progress. Please contact your TA provider for more information.

The following provides an overview of the information that is provided for each SolSmart credit.

Credit Identifier	Credit Points	Credit Language	☐
Credit Objective and description.			
Recommended Verification: • Suggested options to verify the credit.			
Community Examples: • Examples of how an individual community has completed the credit.			
Templates: • Links to a template(s) that can help complete a credit.			
Resources: • Links to useful websites, reports, guidebooks, etc. that have up-to-date information about the topics addressed by the credit			

Solar Statement

PR-1	Req'd	**Provide a document that demonstrates your local government's commitment to pursue SolSmart designation.**	☐
Local governments interested in pursuing SolSmart designation must indicate their commitment to supporting solar development in their community by completing the PR-1 Solar Statement Pre-requisite. The solar statement should be signed by an individual who can speak on behalf of the local government. It is preferred that the statement is signed by a Department executive or an elected official, but it does not need to go through an official approval process. The solar statement demonstrates your community's commitment to pursue SolSmart designation. If possible, please place the solar statement on your local government's letterhead. The solar statement should address the items listed in the bullets below. The statement does not need to be more than one page in length.			
The solar statement should include: • A commitment to participate in the SolSmart designation process • A statement of solar goals, areas of focus or community priorities (e.g. streamlining the permitting process or supporting a non-profit led solar initiative) • Past achievements or programs related to solar PV and/or renewable energy • A commitment to tracking metrics related to solar PV and/or provide a benchmark of available solar metrics (e.g. the number of installed systems, capacity, growth in residential installations, etc.) • A commitment of staff time and resources to improve the local market for solar PV			
Community Examples: • Fitchburg, WI | SolSmart Bronze • Pulaski County, VA | SolSmart Gold			
Templates: • PR-1 SolSmart Solar Statement Template | SolSmart			

Permitting and Inspection

PI-1	Req'd	Post an online checklist detailing the required permit(s), submittals, and steps of your community's permitting process for small rooftop solar PV. (Required for Bronze)	☐

Providing a set of requirements for the local solar permitting process (for both residential and commercial solar) on an easy-to-find local government webpage represents a major step toward overcoming informational barriers. An online solar permit checklist can be a simple way for a community to accelerate permit approval timelines and save staff time by reducing the number of inquiries received from solar installers and requests for additional information associated with incomplete permit applications. Such checklists typically detail all the plans and forms required for approval and system design requirements.

Recommended Verification:

- Provide a link to the online solar PV permitting checklist.

Community Examples:

- Chapel Hill, NC | SolSmart Gold
- Philadelphia, PA | SolSmart Gold

Templates:

- PI-1 SolSmart Solar Permitting Checklist Template | SolSmart
- California Solar Permitting Guidebook (4th Edition) (pg. 22-24)

Resources:

- Sharing Success: Emerging Approaches to Efficient Rooftop Solar Permitting | Interstate Renewable Energy Council (IREC)
- Simplifying the Solar Permitting Process: Residential Solar Permitting Best Practices Explained | Interstate Renewable Energy Council (IREC)
- Solar PV Construction: Codes, Permitting, and Inspection | SolSmart's Toolkit for Local Governments

PI-2	10	Train permitting staff on best practices for permitting solar PV and/or solar and storage systems. Training must have occurred in the past five years. (Required for Silver)	☐

Regular solar PV training, at least every few years, is a best practice to ensure permit technicians and plan reviewers are up-to-date on new procedures, codes, and products within the solar industry. Trainings increase staff knowledge of solar energy systems and ensures they know the best procedures for permit application review and processing to ensure applications and supporting documents are compliant with building and electrical codes. Increased staff knowledge can improve processing efficiency, thereby reducing demands on staff time and resources. Local governments can require staff to attend full or half-day workshops (either live or online) and provide resources designed to help keep staff informed about advances in solar and storage technologies.

Recommended Verification:

- Provide a memo with details about the permit training including name of training, name of trainer, attendees (name, title, department), date and time, location, agenda, and presentation/slides.

Templates:

- PI-2 SolSmart Solar Permit Training Template Memo | SolSmart

Resources:

- SolSmart Workshop: Best Practices for Solar PV Permitting and Inspection (session 1, permitting I) | SolSmart and Bill Brooks, P.E.
- SolSmart Workshop: Best Practices for Solar PV Permitting and Inspection (session 2, permitting II) | SolSmart and Bill Brooks, P.E.
- SolSmart Workshop: Best Practices for Solar PV Permitting and Inspection (session 3, inspection) | | SolSmart and Bill Brooks, P.E.
- Solar + Storage, A Guide for Local Governments | SolSmart Webinar

PI-3	10	Train inspection staff on best practices for inspecting solar PV and/or solar and storage systems. Training must have occurred within the past five years. (Required for Silver).	☐

Regular solar PV training, at least every few years, is a best practice to ensure field inspectors are up-to-date on new procedures, codes, and products within the solar industry. Trainings increase staff knowledge of solar energy systems and ensures they know the best procedures for field inspections to ensure compliance with applicable state and local building and

electrical codes. Increased staff knowledge can improve inspection efficiency, thereby reducing demands on staff time and resources. Local governments can require staff to attend full or half-day workshops (either live or online) and provide resources designed to help keep staff informed about advances in solar and storage technologies.

Recommended Verification:

- Provide a memo with details about the inspection training including name of training, name of trainer, attendees (name, title, department), date and time, location, agenda, and presentation/slides.

Templates:

- PI-3 SolSmart Solar Inspection Training Template Memo | SolSmart

Resources:

- Solar PV Field Inspection Basics - Series | Interstate Renewable Energy Council (IREC)
- SolSmart Workshop: Best Practices for Solar PV Permitting and Inspection (session 1, permitting I) | SolSmart and Bill Brooks, P.E.
- SolSmart Workshop: Best Practices for Solar PV Permitting and Inspection (session 2, permitting II) | SolSmart and Bill Brooks, P.E.
- SolSmart Workshop: Best Practices for Solar PV Permitting and Inspection (session 3, inspection) | SolSmart and Bill Brooks, P.E.
- Solar + Storage, A Guide for Local Governments | SolSmart Webinar

PI-4	20	**Post an online statement confirming a three-business day turnaround time for small rooftop solar PV. (Required for Gold)**	☐

Implementing a streamlined permitting process for small-scale solar PV systems (≤10-15 kW) along with other efforts increase process efficiency and reduce permit turnaround times can result in significant time and cost savings for staff, solar installers, and solar customers.

Recommended Verification:

- Provide a link to a webpage outlining a permitting pathway for small PV systems of less than three days.

Community Examples:

- Alexandria, VA |SolSmart Gold
- Roseville, MN | SolSmart Gold

Templates:

- PI-1 SolSmart Solar Permitting Checklist Template | SolSmart
- California Solar Permitting Guidebook (4th Edition) (pg. 22-24)

Resources:

- SolSmart Permitting Checklist Guidance | SolSmart
- Sharing Success: Emerging Approaches to Efficient Rooftop Solar Permitting | Interstate Renewable Energy Council (IREC)
- Simplifying the Solar Permitting Process: Residential Solar Permitting Best Practices Explained | Interstate Renewable Energy Council (IREC)
- Solar PV Construction: Codes, Permitting, and Inspection | SolSmart's Toolkit for Local Governments

PI-5	5	**Distinguish between solar PV systems qualifying for streamlined and standard permit review.**	☐

Recognizing the relative simplicity and similarities of small-scale solar photovoltaic (PV) systems (≤10-15 kW in size) can allow local jurisdictions to establish processes to expedite review and approval of these systems while maintaining its commitment to ensuring public safety. Establishing a separate, streamlined process for small-scale PV systems based on proven national best practices can reduce the time required to review and approve qualifying applications, saving time and money both for the local government and the solar customer.

Recommended Verification:

- Provide a link to a document or web page outlining a streamlined and standard permit review policy.
- Provide details in an e-mail or other written documentation from a permitting official or staff member describing the policy is also acceptable.

Community Examples:

- Philadelphia, PA | SolSmart Gold
- Putnam County, GA | SolSmart Silver

Templates:

- PI-1 SolSmart Solar Permitting Checklist Template | SolSmart
- Simplified Solar Permitting Process | SolSmart
- Expedited Permit Process for PV Systems | Solar ABCs

Resources:

- Sharing Success: Emerging Approaches to Efficient Rooftop Solar Permitting | Interstate Renewable Energy Council (IREC)
- Simplifying the Solar Permitting Process: Residential Solar Permitting Best Practices Explained | Interstate Renewable Energy Council (IREC)
- Solar PV Construction: Codes, Permitting, and Inspection | SolSmart's Toolkit for Local Governments

PI-6	5	**Require no more than one permit application form for a small rooftop solar PV system.**	☐

Since rooftop solar energy systems impact both the structural and electrical aspects of the buildings on which they are installed, many local jurisdictions require both building and electrical permits. However, residential rooftop systems with minimal structural impacts can be safely permitted without a building permit application. Relevant design aspects for systems qualifying for only one application form include (but are not limited to): mounting system features, static and dynamic loads of the system, type of roofing material and waterproofing methods, and compliance with zoning and fire codes.

Recommended Verification:

- Provide a link to the permit application form used for small rooftop solar PV systems.

Community Examples:

- Berkeley, CA | SolSmart Gold
- Fitchburg, WI | SolSmart Bronze

Templates:

- Best Management Practices for Solar Installation Policy | Mid America Regional Council (MARC)
- New York State Unified Solar Permit Application | New York State Energy and Research Development Authority (NYSERDA)

Resources:

- Sharing Success: Emerging Approaches to Efficient Rooftop Solar Permitting | Interstate Renewable Energy Council (IREC)
- Simplifying the Solar Permitting Process: Residential Solar Permitting Best Practices Explained | Interstate Renewable Energy Council (IREC)
- Solar PV Construction: Codes, Permitting, and Inspection | SolSmart's Toolkit for Local Governments

PI-7	10	**Adopt a standard solar PV permit application form aligned with best practices (e.g. Solar ABCs).**	☐

While requiring a single application form under existing permitting processes represents an improvement over requiring both a building and electrical permit, it may still be more time consuming to complete, review, and approve permits via a process not specifically designed for solar. Developing a solar-specific permit (or combining building and electrical permits with revisions to collect information unique to solar energy systems) and posting application materials online can save time and money for both those completing the forms (and their customers) and the local government staff reviewing and approving these applications.

Recommended Verification:

- Provide a link to the standard solar PV permit application form.

Community Examples:

- Evanston, IL | SolSmart Gold
- Salt Lake City, UT | SolSmart Bronze

Templates:

- Best Management Practices for Solar Installation Policy | Mid America Regional Council (MARC)
- New York State Unified Solar Permit Application | New York State Energy and Research Development Authority (NYSERDA)
- Simplified Solar Permitting Process | SolSmart

Resources:

- Expedited Permit Process for PV Systems | Solar ABCs
- Sharing Success: Emerging Approaches to Efficient Rooftop Solar Permitting | Interstate Renewable Energy Council (IREC)

- Simplifying the Solar Permitting Process: Residential Solar Permitting Best Practices Explained | Interstate Renewable Energy Council (IREC)
- Solar PV Construction: Codes, Permitting, and Inspection | SolSmart's Toolkit for Local Governments

PI-8	20	**Provide an online process for solar PV permit submission and approval.**	☐

Online permit submittal, review, and approval can eliminate solar installer trips to the permitting office and reduce the amount of time permitting staff need to spend entering information from paper application forms into an online database. Online systems can also ensure all required information is submitted prior to any review, saving staff time by ensuring only completed applications are reviewed. Online permit platforms can allow for multiple staff to review materials at the same time and to track progress in the review and approval process.

Recommended Verification:

- Provide a link to the online platform for submission and approval.
- If an email-based online process is used:
  1) Provide details from building official or staff describing the process.
  2) Provide a copy of a sample email with personal and confidential information removed.

Community Examples:

- Madison, WI | SolSmart Gold
- Missoula County, MT | SolSmart Silver

Templates:

- Several software providers have integrated the solar PV permit application process into their online systems.

Resources:

- Sharing Success: Emerging Approaches to Efficient Rooftop Solar Permitting | Interstate Renewable Energy Council (IREC)
- Simplifying the Solar Permitting Process: Residential Solar Permitting Best Practices Explained | Interstate Renewable Energy Council (IREC)
- Solar PV Construction: Codes, Permitting, and Inspection | SolSmart's Toolkit for Local Governments

PI-9	20	**Exempt or waive fees for residential solar PV permit applications.**	☐

In addition to state and federal incentives, local governments can also incentivize solar development within their jurisdictions. Exempting or waiving permit fees for solar energy systems can incentivize community members to install solar by lowering the overall cost of the system.

Recommended Verification:

- Provide a link to the permit fee schedule or other officially approved document that shows solar PV permit fees are exempt or waived.

Community Examples:

- Coral Gables, FL | SolSmart Bronze
- Superior, CO | SolSmart Bronze

Resources:

- Sharing Success: Emerging Approaches to Efficient Rooftop Solar Permitting | Interstate Renewable Energy Council (IREC)
- Simplifying the Solar Permitting Process: Residential Solar Permitting Best Practices Explained | Interstate Renewable Energy Council (IREC)
- Solar PV Construction: Codes, Permitting, and Inspection | SolSmart's Toolkit for Local Governments

PI-10	5	**Demonstrate that residential permit fees for solar PV are $500 or less.**	☐

Many local governments permit solar systems through existing permitting processes and permit fees for solar are often calculated according to value-based methods typically associated with building permits (where the fee is a certain percentage of the overall project cost). Due to the higher cost of solar installations relative to comparable projects, fees calculated by a value-based method can become expensive and exceed the cost of the staff time required to review and issue the permits. For residential systems, capping solar permit fees under $500 or establishing a flat fee, can ensure permit fees cover staff costs without unnecessarily increasing project costs.

Recommended Verification:

- Provide a link to the permit fee schedule or a document that outlines the permit fees applied to a solar installation.

Community Examples:

- Naperville, IL | SolSmart Silver
- Sacramento, CA | SolSmart Gold

Templates:

- PI-10 SolSmart Solar Residential Fees Template Memo | SolSmart
- PI-1 SolSmart Solar Permitting Checklist Template | SolSmart

Resources:

- Sharing Success: Emerging Approaches to Efficient Rooftop Solar Permitting | Interstate Renewable Energy Council (IREC)
- Simplifying the Solar Permitting Process: Residential Solar Permitting Best Practices Explained | Interstate Renewable Energy Council (IREC)
- Solar PV Construction: Codes, Permitting, and Inspection | SolSmart's Toolkit for Local Governments

PI-11	10	**Demonstrate that commercial permit fees for solar PV are based on cost-recovery and capped at a reasonable level so fees do not become a net revenue source. (e.g. fees cover the cost of the staff time required to review and process the permit application).**	☐

Many local governments permit solar systems through existing permitting processes and permit fees for solar are often calculated according to value-based methods typically associated with building permits (where the fee is a certain percentage of the overall project cost). Due to the higher cost of solar installations relative to comparable projects, fees calculated by a value-based method can become expensive and exceed the cost of the staff time required to review and issue the permits. For commercial systems, basing fees on a cost-recovery method can ensure permit fees cover staff costs without unnecessarily increasing project costs.

Recommended Verification:

- Provide a link to the permit fee schedule or a document that outlines the permit fees applied to a solar installation.
- Provide a narrative that explains the costs incurred in processing the permits (this should include estimates of the amount of staff hours for each stage of the process and the hourly cost of staff time). This narrative should show that the fee is not significantly higher than these costs.

Community Examples:

- Naperville, IL | SolSmart Silver
- Sacramento, CA | SolSmart Gold

Templates:

- PI-11 SolSmart Solar Commercial Fees Template Memo | SolSmart
- PI-1 SolSmart Solar Permitting Checklist Template | SolSmart

Resources:

- Sharing Success: Emerging Approaches to Efficient Rooftop Solar Permitting | Interstate Renewable Energy Council (IREC)
- Simplifying the Solar Permitting Process: Residential Solar Permitting Best Practices Explained | Interstate Renewable Energy Council (IREC)
- Solar PV Construction: Codes, Permitting, and Inspection | SolSmart's Toolkit for Local Governments

PI-12	10	**Post solar PV inspection requirements online, including the inspection process and what details inspectors will review.**	☐

Providing an online list of inspection requirements will reduce informational barriers between inspectors and solar installers, helping to ensure that all items in the inspection process have been adequately addressed before inspectors arrive on site. These checklists can be used to highlight "common mistakes" made by installers.

Recommended Verification:

- Provide a link to the online document outlining the inspection process and requirements.

Community Examples:

- Camden County, NJ | SolSmart Bronze
- Ramsey County, MN | SolSmart Bronze

Templates:

- PI-12 SolSmart Rooftop Solar Photovoltaic (PV) System Field Inspection Checklist | SolSmart
- Model Inspection Checklist for Residential Rooftop PV | Interstate Renewable Energy Council (IREC)
- Field Inspection Checklist | New York State Energy and Research Development Authority (NYSERDA)

Resources:

- Sharing Success: Emerging Approaches to Efficient Rooftop Solar Permitting | Interstate Renewable Energy Council (IREC)
- Simplifying the Solar Permitting Process: Residential Solar Permitting Best Practices Explained | Interstate Renewable Energy Council (IREC)
- Solar PV Construction: Codes, Permitting, and Inspection | SolSmart's Toolkit for Local Governments

PI-13	10	**Require no more than two inspections for small rooftop solar PV.**	☐

Inspections of standard rooftop solar energy systems installed on existing homes should be consolidated into a single inspection trip. Any inspections should be limited to the electrical, structural, and fire safety aspects of the system; excessive reviews add to the time and cost of the inspection process while doing little to ensure system efficiency or further protect public health or safety. Building and Fire Authorities can enter into agreements allowing for a single agency to conduct all inspections for systems meeting certain design standards.

Recommended Verification:

- Provide details about the solar PV inspection process that includes information on the type of inspections (and which departments are involved) and total number inspection trips required.

Community Examples:

- Lake in the Hills, IL | SolSmart Gold
- South St. Paul, MN | SolSmart Bronze

Templates:

- PI-1 SolSmart Solar Permitting Checklist Template | SolSmart
- Model Inspection Checklist for Residential Rooftop PV | Interstate Renewable Energy Council (IREC)
- Field Inspection Checklist | New York State Energy and Research Development Authority (NYSERDA)

Resources:

- Sharing Success: Emerging Approaches to Efficient Rooftop Solar Permitting | Interstate Renewable Energy Council (IREC)
- Simplifying the Solar Permitting Process: Residential Solar Permitting Best Practices Explained | Interstate Renewable Energy Council (IREC)
- Solar PV Construction: Codes, Permitting, and Inspection | SolSmart's Toolkit for Local Governments

PI-14	10	**Offer inspection appointment times in lieu of appointment windows for solar PV.**	☐

Though inspections of standard rooftop solar PV systems can take as little as 30 minutes to complete, inspection appointment windows can be up to four or more hours long. Replacing appointment windows with scheduled appointment times will ensure the inspector and installer are both prepared for the inspection to occur when they arrive on site. This can save time and money for both the local government and the installer (and for solar customers as well).

Recommended Verification:

- Provide details about the solar PV inspection process that includes information on inspection appointment times and how to request an appointment.

Community Examples:

- Coventry, CT | SolSmart Gold
- Pulaski County, VA | SolSmart Gold

Templates:

- PI-1 SolSmart Solar Permitting Checklist Template | SolSmart

Resources:

- Sharing Success: Emerging Approaches to Efficient Rooftop Solar Permitting | Interstate Renewable Energy Council (IREC)
- Simplifying the Solar Permitting Process: Residential Solar Permitting Best Practices Explained | Interstate Renewable Energy Council (IREC)
- Solar PV Construction: Codes, Permitting, and Inspection | SolSmart's Toolkit for Local Governments

PI-15	10	**Provide an online process for solar PV inspection scheduling.**	☐

Similar to online permit submittal, review, and approval processes, an online option for scheduling and managing inspection requests can promote process efficiency and reduce demands on time and resources for local government staff.

Recommended Verification:

- Provide a link to the online platform for inspection scheduling.
- If an email-based online process is used:
    1) Provide details from building official or staff describing the process.
    2) Provide a copy of a sample email with personal and confidential information removed.

Community Examples:

- Prince George's County, MD | Not Designated
- San Leandro, CA | SolSmart Bronze

Templates:

- Several software providers have integrated the solar PV inspection request process into their online systems.

Resources:

- Sharing Success: Emerging Approaches to Efficient Rooftop Solar Permitting | Interstate Renewable Energy Council (IREC)
- Simplifying the Solar Permitting Process: Residential Solar Permitting Best Practices Explained | Interstate Renewable Energy Council (IREC)
- Solar PV Construction: Codes, Permitting, and Inspection | SolSmart's Toolkit for Local Governments

PI-16	10	**Train fire and safety staff on solar PV and/or solar and storage systems. Training must have occurred in the past five years.**	☐

Regular solar PV training, at least every few years, is a best practice to ensure firefighters and first responders are up-to-date on new procedures, codes, and products within the solar industry. Though fires caused by rooftop solar PV systems are extremely rare, firefighters responding to fires caused by other means need to take special precautions when a solar PV system is present. Training fire safety staff on how to identify and avoid potential hazards can help ensure the safety of first responders and reduce misconceptions or discomfort around increased solar deployment.

Recommended Verification:

- Provide a memo with details about the fire and safety staff training including name of training, name of trainer, attendees (name, title, department), date and time, location, agenda, and presentation/slides.

Templates:

- PI-16 SolSmart Solar Fire Training Template Memo | SolSmart

Resources:

- Photovoltaic (PV) Systems | National Fire Protection Association (NFPA)
- Solar + Storage, A Guide for Local Governments | SolSmart Webinar
- Solar PV Safety for Firefighters | Interstate Renewable Energy Council (IREC)

PI-17	10	**Train fire and safety staff on specific plans and procedures for responding to an emergency at a large-scale solar PV system within the jurisdiction. (This may include a walk-through of the site, coordinated with the project's owner/operator).**	☐

Though fires and other emergencies at large-scale solar PV systems are extremely rare, fire and safety staff should partner with a large-scale solar system owner/operator to ensure first responders have a standard operating procedure (SOP) outlining how to address a fire or rescue operation at the large-scale solar project. The solar system owner/operator should work with fire responder to ensure SOPs are established and that the fire and safety staff have received any necessary training. Along with a basic understanding of solar PV and fire safety, firefighters and safety staff should be familiar with the project site and characteristics, including where to enter the site, location of system components, if battery storage is present at the site, and proper shutdown procedures. First responders should also know key points of contact for the project in case of an emergency.

Recommended Verification:

- Provide a memo with details about emergency response plans and procedures.
- Provide a link to the requirement in the community's code of ordinances.

Community Examples:

- Putnam County, GA (e,9) | SolSmart Silver
- York, ME (pg. 178 – f,3) | Not Designated

Templates:

- PI-17 SolSmart Solar Large-scale Training Template Memo | SolSmart

Resources:

- Fire Fighter Safety and Emergency Response for Solar Power Systems | The Fire Protection Research Foundation
- Solar PV Safety for Firefighters | Interstate Renewable Energy Council (IREC)

PI-18	10	**Share site specific solar PV and/or solar and storage permit data, including addresses, with first responders and their departments. (e.g. through software that allows users to view searchable, filterable data about a specific site and system).**	☐

Fire and safety staff can benefit from having access to the locations of permitted solar PV systems. This gives fire departments advanced knowledge about homes or business that have on-site solar and allows them to development a plan before arriving onsite.

Recommended Verification:

- Provide details about the process for information sharing, including how fire and safety staff received the data.
- Provide a link to the platform that allows fire and safety staff to access the data.

Community Examples:

- Adams County, CO | SolSmart Gold
- Freeport, IL | SolSmart Gold

Resources:

- Sharing Success: Emerging Approaches to Efficient Rooftop Solar Permitting | Interstate Renewable Energy Council (IREC)
- Simplifying the Solar Permitting Process: Residential Solar Permitting Best Practices Explained | Interstate Renewable Energy Council (IREC)
- Solar PV Construction: Codes, Permitting, and Inspection | SolSmart's Toolkit for Local Governments
- Solar PV Safety for Firefighters | Interstate Renewable Energy Council (IREC)

PI-19	10	**Post an online checklist detailing the required permit(s), submittals, and steps of your community's energy storage system permitting process.**	☐

Providing a set of requirements for the local energy storage permitting process (for both residential and commercial solar) on an easy-to-find local government web page represents a major step toward overcoming informational barriers. An online energy storage permit checklist can be a simple way for a community to accelerate permit approval timelines and save staff time by reducing the number of inquiries received from energy storage installers and requests for additional information associated with incomplete permit applications. Such checklists typically detail all the plans and forms required for approval and system design requirements.

Recommended Verification:

- Provide link to online permitting checklist for energy storage systems.

Community Examples:

- Rocklin, CA | Not Designated
- Sonoma, CA | Not Designated

Templates:

- Battery Energy Storage System Model Permit | New York State Energy and Research Development Authority (NYSERDA)
- Storage Battery System Requirements | Sustainable Energy Action Committee (SEAC)

Resources:

- Solar + Storage, A Guide for Local Governments | SolSmart Webinar

PI-20	10	**Post energy storage system inspection requirements online, including the inspection process and what details inspectors will review.**	☐

Providing an online list of inspection requirements will reduce informational barriers between inspectors and energy storage installers, helping to ensure that all items in the inspection process have been adequately addressed before inspectors arrive on site. These checklists can be used to highlight "common mistakes" made by installers.

Recommended Verification:

- Provide a link to the online document outlining the inspection process and requirements.

Community Examples: • Palo Alto, CA | Not Designated
Templates: • Battery Energy Storage System Electrical Checklist | New York State Energy and Research Development Authority (NYSERDA) • Storage Battery System Requirements | Sustainable Energy Action Committee (SEAC)
Resources: • Solar + Storage, A Guide for Local Governments | SolSmart Webinar

Planning and Zoning

PZ-1	**Req'd**	**Review zoning requirements and identify restrictions that intentionally or unintentionally prohibit solar PV development. Compile findings in a memo. (Required for Bronze).** **Examples include: height restrictions, set-back requirements, screening requirements, visibility restrictions, etc.**	☐
A community's zoning ordinance and land use regulations create statutory limits on what individuals may do with their property as a matter of right and often provides additional processes to consider special exceptions. Land use regulations			

often contain use standards that provide additional requirements for certain types of development. Local governments should be aware of any restrictions that could intentionally or unintentionally prohibit solar energy development within their community and consider removing those barriers to promote easier and more equitable solar deployment. Often, removing restrictive zoning language can save property owners time and money because they can avoid going through a more extensive process to have their solar system considered.
Recommended Verification: • Provide a signed SolSmart Zoning Review Memo.
Community Examples: • Framingham, MA | SolSmart Silver
Templates: • SolSmart Zoning Review Template | SolSmart
Resources: • Planning for Solar Energy | American Planning Association (APA) • Planning, Zoning & Development | SolSmart's Toolkit for Local Governments

PZ-2	5	**Present PZ-1 memo findings to planning commission or relevant body.**	☐
The zoning ordinance review memo can be the starting point for ordinance amendments to remove barriers to solar or add language that could promote development. Presenting the findings of the memo to a relevant commission or body can start conversations about updates to solar energy regulations within the community. If the relevant commission or body is interested in updating the zoning ordinance, they can direct staff to draft recommendations.			
Recommended Verification: • Provide meeting minutes, meeting agenda, or materials prepared for the meeting (e.g., handouts and slides) that demonstrate a discussion about the zoning review.			
Community Examples: • Lewisville, TX | SolSmart Bronze			
Resources: • Planning for Solar Energy | American Planning Association (APA) • Planning, Zoning & Development | SolSmart's Toolkit for Local Governments			

PZ-3	5	**Draft proposed language for changes to zoning code based on PZ-1 memo and PZ-2 dialogue. Involve planners and/or local zoning experts in the creation of the draft language.**	☐
A local government interested in enabling solar energy development should consider including basic solar information in the zoning ordinance such as a purpose, definitions, clarification on accessory use and primary use solar, and use standards. Zoning codes that contain no or little information about solar energy can complicate the process for homes and business that want to install a solar energy system. Including basic information about solar energy improves transparency of processes and clarity of development requirements and can enhance the growth of the local solar market in an organized and efficient manner.			
Recommended Verification: • Provide draft language of the proposed zoning ordinance changes that relate to solar energy.			
Community Examples: • Coming Soon			
Templates: • Model Zoning for the Regulation of Solar Energy Systems | Massachusetts Department of Energy Resources • Renewable Energy Ordinance Framework: Solar PV | Delaware Valley Regional Planning Commission (DVRPC)			
Resources: • Planning for Solar Energy | American Planning Association (APA) • Planning, Zoning & Development | SolSmart's Toolkit for Local Governments			

PZ-4	0	**Post an online document from the Planning/Zoning Department that states accessory use solar PV is allowed by-right in all major zones. (e.g. via a zoning determination letter). (Required for Silver unless Gold Requirement PZ-5 is achieved. If PZ-5 is achieved, PZ-4 is not necessary.)**	☐
Including solar energy in the zoning ordinance provides the highest level of policy certainty and clarity. A zoning ordinance change that codifies accessory use solar as an allowed or by-right use is a best-case scenario. However, this may be			

impractical or politically difficult to achieve in the short term, or outside of a zoning update cycle. Instead of an ordinance change, local governments may write and publish a zoning determination letter clarifying that accessory use solar is an allowed or by-right use in all major zones. This clarification removes uncertainty and can increase solar adoption and lower costs for residents and businesses.

Recommended Verification:

- Provide a link to an online document (and the parent webpage) that clarifies that accessory solar PV is an allowed or by-right use in all major zones.
- This document should:
  1) show that the process does not involve staff discretion, special permits, conditional permits, use permits, or variances
  2) have language that demonstrates its applicability in all major zones
  3) be made public

Community Examples:

- Egg Harbor, WI | SolSmart Silver
- South Miami, FL | SolSmart Silver

Resources:

- Planning for Solar Energy | American Planning Association (APA)
- Planning, Zoning & Development | SolSmart's Toolkit for Local Governments

PZ-5	**20**	**Codify in the zoning ordinance that accessory use solar PV is explicitly allowed by-right in all major zones. Zoning ordinance language should not include intentional or unintentional barriers to accessory use solar, such as limits to visibility from public rights-of-way, excessive restrictions to system size, glare studies, subjective design reviews, and neighbor consent requirements. (Required for Gold, PZ-4 is optional)**	☐

A community's zoning ordinance and land use regulations create statutory limits on what individuals may do with their property as a matter of right. Zoning often provides additional processes, which can be long and costly, to consider special exceptions when a proposal is inconsistent with current land use regulations. Codifying solar as an accessory use and as an allowed or by-right use in all major zoning categories provides policy certainty and clarity which can promote easier and more equitable solar deployment. It can increase solar development and save property owners time and money because they can avoid going through a more extensive process to have their solar system considered.

Recommended Verification:

- Provide a link to the zoning ordinance or land use regulations that codify solar as an accessory use and allowed or by-right use. Please indicate the relevant section(s).

Community Examples:

- Brownsville, TX | SolSmart Silver
- Pinecrest, FL | SolSmart Silver

Templates:

- Georgia's Model Solar Ordinance | Georgia Tech Strategic Energy Institute
- Model Solar Energy Local Law (NY) | New York State Energy Research and Development Authority (NYSERDA)
- Model Zoning for the Regulation of Solar Energy Systems | Massachusetts Department of Energy Resources
- Renewable Energy Ordinance Framework: Solar PV | Delaware Valley Regional Planning Commission (DVRPC)
- Solar Model Ordinance | Grow Solar Toolkit
- Template Solar Energy Development Ordinance for North Carolina | North Carolina Clean Energy Technology Center (NCCETC)

Resources:

- Best Practices in Zoning for Solar | National Renewable Energy Laboratory (NREL)
- Planning for Solar Energy | American Planning Association (APA)
- Planning, Zoning & Development | SolSmart's Toolkit for Local Governments

PZ-6	**5**	**Ensure the zoning ordinance exempts rooftop solar PV from certain restrictions on accessory uses (e.g. height limits, rooftop equipment screening requirements, or other restrictions).**	☐

Height restrictions are often imposed on buildings within specific zoning districts to satisfy several planning objectives such as protection of views, controlling neighborhood character, density, and access to sunlight. In many districts, buildings are constructed up to the maximum allowed height. Many local governments exempt antennas, chimneys, flagpoles from height

limits to allow for their placement and use. Since solar panels are most efficient when installed at an angle equal to a location latitude, local governments should consider adding solar to the list of height exemptions.

Recommended Verification:

- Provide a link to the zoning ordinance or land use regulations that exempts rooftop solar PV from certain restrictions on accessory uses. Please indicate the relevant section(s).

Community Examples:

- Brownsville, TX | SolSmart Silver
- Plymouth, IN (pg. 204, 210 D.2.a) | SolSmart Gold

Templates:

- Model Zoning for the Regulation of Solar Energy Systems | Massachusetts Department of Energy Resources
- Renewable Energy Ordinance Framework: Solar PV | Delaware Valley Regional Planning Commission (DVRPC)

Resources:

- Planning for Solar Energy | American Planning Association (APA)
- Planning, Zoning & Development | SolSmart's Toolkit for Local Governments

PZ-7	5	**Ensure the zoning ordinance permits small ground-mounted solar PV as an accessory use in at least one zoning district.**	☐

Sometimes a property is not suitable for rooftop solar because the building has structural limitations, or the rooftop is shaded. In this case, a small ground-mounted solar PV system can still allow the property owner to install solar and enjoy the benefits. Permitting or allowing small ground-mounted solar PV as an accessory use in at least one zoning districts can promote easier and more equitable solar deployment. It can increase solar development and save property owners time and money because they can avoid going through a more extensive process to have their solar system considered.

Recommended Verification:

- Provide a link to the zoning ordinance or land use regulations that allows small ground-mounted solar PV as an accessory use. Please indicate the relevant section(s).

Community Examples:

- Philadelphia, PA | SolSmart Gold
- La Crescent, MN | SolSmart Bronze

Templates:

- Model Zoning for the Regulation of Solar Energy Systems | Massachusetts Department of Energy Resources
- Renewable Energy Ordinance Framework: Solar PV | Delaware Valley Regional Planning Commission (DVRPC)

Resources:

- Best Practices in Zoning for Solar | National Renewable Energy Laboratory (NREL)
- Planning for Solar Energy | American Planning Association (APA)
- Planning, Zoning & Development | SolSmart's Toolkit for Local Governments

PZ-8	5	**Ensure the zoning ordinance exempts small ground-mounted solar PV from certain restrictions on accessory uses (e.g. setbacks, coverage or impervious surface calculations, or other restrictions).**	☐

Small ground-mounted solar PV that is considered an accessory use may be subject to certain restrictions such as setbacks, lot coverage, and impervious surface ratios. These types of regulations are normally applied to accessory structures like sheds, garages, or accessory dwelling units which can have a greater impact on neighbors when built up against a lot line or covering a larger percentage of the lot. Solar is less obtrusive and contains pervious surfaces underneath the panels and it can be exempted from certain restrictions to promote easier and more equitable solar deployment.

Recommended Verification:

- Provide a link to the zoning ordinance or land use regulations that exempts small ground-mounted solar PV from certain restrictions on accessory uses. Please indicate the relevant section(s).

Community Examples:

- Edina, MN | SolSmart Gold
- Schaumburg, IL | SolSmart Silver

Templates:

- Model Zoning for the Regulation of Solar Energy Systems | Massachusetts Department of Energy Resources
- Renewable Energy Ordinance Framework: Solar PV | Delaware Valley Regional Planning Commission (DVRPC)

Resources:

- Planning for Solar Energy | American Planning Association (APA)
- Planning, Zoning & Development | SolSmart's Toolkit for Local Governments

PZ-9	5	**Ensure the zoning ordinance establishes a clear regulatory pathway for large-scale solar PV (e.g. through a special use permit or through inclusion among allowed conditional uses).**	☐

A local government should consider including large-scale solar regulations in their zoning ordinance or land use regulations to provide clarity and consistency to the development process. Including the type of district (e.g. commercial, industrial, low productivity agricultural land) were development is allowed, the type of applicable permit(s) (e.g. conditional use permits, use permits), and use standards or special regulations provide solar developers with a clear set of guidelines and a more predictable approval process.

Recommended Verification:

- Provide a link to the zoning ordinance or land use regulations that establishes a regulatory pathway for large-scale solar PV development. Please indicate the relevant section(s).

Community Examples:

- Freeport, IL | SolSmart Gold
- La Crosse, WI | SolSmart Silver

Templates:

- Model Zoning for the Regulation of Solar Energy Systems | Massachusetts Department of Energy Resources
- Renewable Energy Ordinance Framework: Solar PV | Delaware Valley Regional Planning Commission (DVRPC)

Resources:

- Land Use Considerations for Large-scale Solar | SolSmart Issue Brief
- Planning for Solar Energy | American Planning Association (APA)
- Planning, Zoning & Development | SolSmart's Toolkit for Local Governments

PZ-10	10	**Ensure the zoning ordinance includes a native perennial vegetation and/or habitat-friendly ground cover requirement or standard for large-scale solar PV.**	☐

Large-scale solar projects cover many acres that can be used for the dual purpose of providing clean, renewable energy and growing native perennial vegetation or habitat-friendly ground cover. Planting native perennial vegetation under solar PV systems can improve soil health and water retention, while providing habitat for pollinators and native species.

Recommended Verification:

- Provide a link to the zoning ordinance or land use regulations that includes language about a native perennial vegetation and/or habitat-friendly ground cover requirement or standard. Please indicate the relevant section(s).

Community Examples:

- Stearns County, MN (6.52.2 H) | SolSmart Silver
- St. Joseph County, IN | SolSmart Gold

Templates:

- Minnesota Solar Model Ordinance | Great Plains Institute (GPI)
- Model Solar Energy Local Law (NY) | New York State Energy Research and Development Authority (NYSERDA)

Resources:

- Land Use Considerations for Large-scale Solar | SolSmart Issue Brief
- NREL Beneath Solar Panels, the Seeds of Opportunity Sprout | National Renewable Energy Laboratory (NREL)
- State Pollinator-friendly Scorecards | Fresh Energy

PZ-11	5	**Ensure the zoning ordinance enables co-location of solar PV with an agricultural use such as grazing, apiaries, or crops (agrivoltaics).**	☐

Large-scale solar projects cover many acres that can be used for the dual purpose of providing clean, renewable energy and co-locating with forms of agriculture. Co-locating solar PV with crops can enhance yields, soil health, and water retention while improving system efficiency by reducing air temperature near the panels.

Recommended Verification:

- Provide a link to the zoning ordinance or land use regulations that includes language enabling the co-location of solar with an agricultural use. Please indicate the relevant section(s).

Community Examples:

- Leon County, FL | SolSmart Gold

- San Luis Obispo County, CA (D.9) | Not Designated

Templates:

- Illinois Solar Model Ordinance | Great Plains Institute (GPI)

Resources:

- Co-Location of Solar and Agriculture Webinar | National Renewable Energy Laboratory (NREL)
- Land Use Considerations for Large-scale Solar | SolSmart Issue Brief
- NREL Beneath Solar Panels, the Seeds of Opportunity Sprout | National Renewable Energy Laboratory (NREL)

PZ-12	5	**Ensure the zoning ordinance requires a decommissioning plan that outlines the terms and conditions for a large-scale solar PV system's proper removal at the end of its useful life cycle or in the event of cessation of operation. (The decommissioning plan may include steps to remove the system, requirements for disposal and/or recycling of system components, and restoration as needed to allow for return to agriculture or other land use).**	☐

A community's zoning ordinance can require a decommissioning plan that clearly outlines the roles, responsibilities, terms, and conditions to ensure the local government will not be responsible for the removal of a large-scale solar PV system. Decommissioning is the responsibility of the system owner and requiring a plan can alleviate concerns that a local government will be unnecessarily burden with system removal.

Recommended Verification:

- Provide a link to the zoning ordinance or land use regulations that includes language about a decommissioning plan for large-scale solar PV. Please indicate the relevant section(s).

Community Examples:

- La Crosse, WI | SolSmart Silver
- Will County, IL | SolSmart Gold

Templates:

- Model Solar Energy Local Law | New York State Energy Research and Development Authority (NYSERDA)
- Template Solar Energy Development Ordinance for North Carolina | North Carolina Clean Energy Technology Center (NCCETC)

Resources:

- Decommissioning Solar Panel Systems | New York State Energy Research and Development Authority (NYSERDA)
- Land Use Considerations for Large-scale Solar | SolSmart Issue Brief

PZ-13	5	**Ensure the zoning ordinance establishes solar energy zones and/or solar overlays for large-scale solar PV.**	☐

A community's zoning ordinance and land use regulations could establish a solar energy zone or overlay. This strategy can encourage solar development on favorable sites and reduce the project development timeline by streamlining permitting and zoning requirements.

Recommended Verification:

- Provide a link to the zoning ordinance or land use regulations that establishes solar energy zones and/or solar overlays for large-scale solar PV. Please indicate the relevant section(s).

Community Examples:

- Framingham, MA (pg. 96) | SolSmart Silver
- Wellesley, MA (pg. 101) | SolSmart Silver

Resources:

- Planning for Solar Energy | American Planning Association (APA)
- Planning, Zoning & Development | SolSmart's Toolkit for Local Governments

PZ-14	10	**Require new construction to be solar ready in at least one zoning district by adopting Appendix U (International Code Council), Appendix RB (International Energy Conservation Code), or another mechanism.**	☐

Local governments can proactively plan for increased solar deployment by requiring new construction to be solar ready which can reduce the installation costs if a solar system will be installed at some point in the future. Solar ready buildings are designed and engineered in such a way that allows for the easy installation of a future solar system. The International Code Council (ICC) has developed model codes and standards for solar ready construction.

Recommended Verification:

- Provide a link to the adopted code(s) or language that requires new construction to be solar ready.

Community Examples:

- El Paso, TX | SolSmart Gold
- Warrenville, IL | SolSmart

Templates:

- Appendix U | International Residential Code (IRC)
- Appendix RB | International Energy Conservation Code (IECC)

Resources:

- Planning for Solar Energy | American Planning Association (APA)
- Planning, Zoning & Development | SolSmart's Toolkit for Local Governments
- Solar Ready Construction Guidelines | Mid-America Regional Council (MARC)

PZ-15	20	**Codify a solar requirement for new construction and/or retrofits meeting a specific threshold, in at least one zoning district.**	☐

Local governments can proactively promote solar development by requiring a solar installation on new construction, and/or retrofits. Installing solar on new construction is cost-effective and can rapidly increase solar deployment in a community. A solar requirement can be mandated at a local level in the code of ordinances or, as in the case of California, at the state level.

Recommended Verification:

- Provide a link to the adopted code(s) or language that requires solar on new construction or retrofits.

Community Examples:

- Santa Monica, CA | SolSmart Gold
- South Miami, FL | SolSmart Silver

Resources:

- Better Roofs Ordinance | San Francisco Planning Department
- Planning for Solar Energy | American Planning Association (APA)
- Planning, Zoning & Development | SolSmart's Toolkit for Local Governments

PZ-16	10	**Provide clear guidance for the installation of solar PV on historic properties and in special overlay districts.**	☐

Many communities contain historic properties or historic districts that aim to preserve a community's character and heritage. These properties and districts are often regulated by specific design guidelines that outline how a historic property may be modified. These guidelines can include the best methods to incorporate a solar energy installation while maintaining the historical nature of the structure and surrounding neighborhood.

Recommended Verification:

- Provide a link to the zoning ordinance or land use regulations that includes guidance on the installation of solar PV on historic properties and in special overlay districts. Please indicate the relevant section(s).
- Provide a link to guidance for the installation of solar PV on historic properties and in special overlay districts

Community Examples:

- Ann Arbor, MI | SolSmart Bronze
- Park City, UT | SolSmart Gold

Resources:

- Implementing Solar PV Projects on Historic Buildings and in Historic Districts | National Renewable Energy Laboratory (NREL)
- Installing Solar Panels on Historic Buildings | North Carolina Clean Energy Technology Center (NCCETC)
- Planning for Solar Energy | American Planning Association (APA)
- Planning, Zoning & Development | SolSmart's Toolkit for Local Governments

PZ-17	5	**Post an online fact sheet that provides an overview of what zoning allows for solar PV under what conditions (e.g. types and sizes of solar systems permitted, the processes required, and other relevant information).**	☐

A community's zoning ordinance and land use regulations create statutory limits on what individuals may do with their property as a matter of right and often provides additional processes to consider special exceptions. Land use regulations

often contain use standards that provide additional requirements for certain types of development. However, these regulations can sometimes be unclear and difficult to access, especially for topics like solar PV. Posting an online fact sheet that summarizes zoning regulations for solar represents a major step toward overcoming informational barriers.
Recommended Verification: • Provide a link to the fact sheet, zoning determination letter, or other online document that clarifies and summarizes how the zoning ordinance and land use regulations regulate solar energy.
Community Examples: • San Diego County, CA | SolSmart Gold • Sedona, AZ | SolSmart Bronze
Resources: • Planning, Zoning & Development | SolSmart's Toolkit for Local Governments

PZ-18	10	**Train planning and zoning staff on best practices in planning and zoning for solar PV. Training must have occurred in the past five years.**	☐
Regular solar PV training, at least every few years, is a best practice to ensure planning and zoning staff are up-to-date on strategies for incorporating solar into plans, ordinances, and development regulations. Training staff in planning and zoning best practices for solar can help them to evaluate the options available for reducing barriers to solar and enable them to customize these best practices to their local context. Training can help staff develop clear, transparent, well-defined, and consistent planning and zoning regulations and processes that provide certainty for property owners and solar developers. Local governments can require staff to attend full or half-day workshops (either live or online) and provide or create resources designed to help staff keep up with advances in solar planning and zoning best practices.			
Recommended Verification: • Provide a memo with details about the planning and zoning training including name of training, name of trainer, attendees (name, title, department), date and time, location, agenda, and presentation/slides.			
Templates: • PZ-18 SolSmart Solar Planning and Zoning Training Template Memo | SolSmart			
Resources: • Best Practices in Solar Planning and Zoning | SolSmart Webinar • Planning for Solar Energy | American Planning Association (APA) • Planning, Zoning & Development | SolSmart's Toolkit for Local Governments			

PZ-19	5	**Draft new or updated language and provide a timeline for the inclusion of specific solar PV goals, metrics, and/or strategies into existing and/or future plans.**	☐
Planning documents provide the foundation for a community's vision for how and where it would like future development to occur. Comprehensive, sub-area, and functional plans also provide policy guidance to the local government as it weighs how future development aligns with other objectives. Communities that would like to promote solar development in an organized and efficient manner should draft solar energy goals, metrics, or strategies for inclusion in new or updated plans.			
Recommended Verification: • Provide draft language of the proposed plan changes that relate to solar energy and a timeline for inclusion in future plans.			
Community Examples: • Chatham County, NC | SolSmart Gold • South St. Paul, MN | SolSmart Bronze			
Templates: • Solar Resource Development Requirement | Metropolitan Council (Met Council)			
Resources: • Integrating Solar Energy into Local Plans | American Planning Association (APA) • Planning for Solar Energy | American Planning Association (APA) • Planning, Zoning & Development | SolSmart's Toolkit for Local Governments			

PZ-20	10	**Include specific solar PV goals, metrics, and/or strategies in the most current version of relevant local plans (e.g. energy plan, climate plan, comprehensive plan).**	☐

Planning documents provide the foundation for a community's vision for how and where it would like future development to occur. Development is governed largely by the components of the comprehensive plan and guided by the policies and strategies outlined in other functional plans such as a Climate Action Plan or Sustainability Plan. These planning documents should align to have solar energy goals, metrics, and strategies that promote solar development in an organized and efficient manner.

Recommended Verification:

- Provide a link to the relevant plans that incorporate solar PV goals, metrics, and/or strategies. Please indicate the relevant section(s).

Community Examples:

- Ann Arbor, MI | SolSmart Bronze
- Philadelphia, PA | SolSmart Gold

Resources:

- Integrating Solar Energy into Local Plans | American Planning Association (APA)
- Local Government Strategies for 100% Clean Energy | SolSmart Webinar
- Planning for Solar Energy | American Planning Association (APA)
- Planning, Zoning & Development | SolSmart's Toolkit for Local Governments

PZ-21	10	**Develop a solar PV assessment that identifies all feasible sites for large-scale solar PV development within a jurisdiction.**	☐

Local governments can proactively identify sites that are favorable for solar PV projects. Identifying sites that have high solar potential and the best characteristics for large-scale solar development can reduce potential conflicts between solar and other land uses and speed up the project development timeline.

Recommended Verification:

- Provide a link to the large-scale solar PV assessment.

Community Examples:

- Mountain Iron, MN | SolSmart Bronze
- Santa Clara County, CA | Not Designated

Resources:

- Planning for Solar Energy | American Planning Association (APA)
- Planning, Zoning & Development | SolSmart's Toolkit for Local Governments
- Solar Resource Protection Requirement | Metropolitan Council (Met Council)

PZ-22	10	**Enable solar rights through a local solar access ordinance.**	☐

In some states, local governments have jurisdiction to enable solar rights through an ordinance. A solar rights or access ordinance protects a property owner 's right to sunlight, ensuring a solar installation has access to the sunlight it needs to generate electricity. A solar access ordinance can also remove restrictive covenants for solar PV in relevant zones.

Recommended Verification:

- Provide a link to the zoning ordinance or land use regulations that protects solar rights and access. Please indicate the relevant section(s).

Community Examples:

- Ashland, OR | Not Designated
- Freeport, IL | SolSmart Gold

Templates:

- A Comprehensive Review of Solar Access Law in the United States | Solar America Board for Codes and Standards (Solar ABCs)

Resources:

- A Comprehensive Review of Solar Access Law in the United States | Solar America Board for Codes and Standards (Solar ABCs)
- Best Practices in Zoning for Solar | National Renewable Energy Laboratory (NREL)
- Planning for Solar Energy | American Planning Association (APA)
- Planning, Zoning & Development | SolSmart's Toolkit for Local Governments

PZ-23	20	**Codify in the zoning ordinance that accessory use energy storage systems are explicitly allowed by-right in all major zones.**	☐
A community's zoning ordinance and land use regulations create statutory limits on what individuals may do with their property as a matter of right. Zoning often provides additional processes, which can be long and costly, to consider special exceptions when a proposal is inconsistent with current land use regulations. Codifying residential energy storage as an accessory use and allowed or by-right use in all major zoning categories provides policy certainty and clarity which can promote easier and more equitable energy storage deployment. It can increase energy storage development and save property owners time and money because they can avoid going through a more extensive process to have their energy storage system considered.			
Recommended Verification: • Provide a link to the zoning ordinance or land use regulations that codify energy storage as an accessory use and allowed or by-right use. Please indicate the relevant section(s).			
Community Examples: • Coming Soon			
Templates: • Battery Energy Storage Model Law | New York State Energy Research and Development Authority (NYSERDA)			

Government Operations

GO-1	20	**Demonstrate coordination between local government inspectors and utility staff to reduce Permission to Operate timeline for solar PV.**	☐
A solar system that has not been granted permission to operate (PTO), is not allowed to produce electricity which can have economic impacts for the system owner. To reduce economic loss, local governments can coordinate with the electric utility to ensure solar PV systems can begin operation as soon as it has been confirmed that the systems are properly constructed and connected to the grid. Consolidating and/or coordinating local government inspections and utility interconnection inspections can save time and money for solar installers and property owners.			
Recommended Verification: • Provide details about the coordination process and explaining how this process reduces the time between inspection and Permission to Operate			
Community Examples: • Leon County, FL | SolSmart Gold			
Resources: • Utility Engagement | SolSmart's Toolkit for Local Governments			

GO-2	10	**Discuss community goals for solar PV, net metering, community solar, and/or interconnection processes with the local utility and explore areas for future collaboration. Compile summary and next steps in a memo.**	☐
Local governments can leverage their relationship with electric utilities to encourage increased support for, and development of, solar energy. Local governments and utilities can partner to provide community solar programs, solar incentives, and help improve the solar interconnection process. Utilities can also help local governments meet municipal or community-wide renewable energy goals by procuring large amount of solar energy.			
Recommended Verification: • Provide meeting minutes (including a list of follow-up action items), e-mail correspondence, meeting agenda, materials prepared for the meeting (e.g., handouts and slides), or other evidence that at least one meeting occurred with your local utility.			
Community Examples: • Minneapolis, MN | SolSmart Gold • Missoula, MT | SolSmart Silver			
Resources: • Making Solar & Electrification Policies Mutually Beneficial | SolSmart Webinar • Procurement Guidance | American Cities Climate Challenge Renewables Accelerator • Solar & Electrification, A Beneficial Partnership | SolSmart Issue Brief • Utilizing City-Utility Partnership Agreements to Achieve Climate and Energy Goals | World Resources Institute (WRI)			

GO-3	10	**Coordinate with regional organizations and/or local governments to engage utilities on advancing solar policies such as utility procurement of solar PV, green tariffs, and/or interconnection process improvements.**	☐

Local governments can find strength in numerous as they advance ambitious energy transformation goals. Collaborating with other local governments and/or regional organizations allows resources, expertise, and staff to be pooled together which can enhance efforts to work with utilities. Networks of communities and utilities can provide opportunities to share best practices and common strategies through peer-to-peer learning. They can also help build coalitions and advocate for state policy.

Recommended Verification:

- Provides details about your community's participation in coordinated efforts between local governments and/or regional organizations to engage utilities with the goal of advancing solar initiatives.

Community Examples:

- Lake Forest, IL | SolSmart Bronze
- Salt Lake City, UT | SolSmart Bronze

Resources:

- Engagement Tracker | American Cities Climate Challenge
- PJM Cities & Communities Coalition | World Resources Institute (WRI)
- Procurement Guidance | American Cities Climate Challenge Renewables Accelerator
- Utilizing City-Utility Partnership Agreements to Achieve Climate and Energy Goals | World Resources Institute (WRI)

GO-4	10	**Conduct feasibility analysis for solar PV on local government facilities and/or local government-controlled land.**	☐

Local governments can lead by example and install solar PV on their facilities and/or land to achieve clean energy goals and generate electricity cost savings. The first step is conducting a feasibility analysis to discover which rooftops or grounds have the highest solar potential and best characteristic for a solar installation. An RFP can then be issued for the most favorable sites.

Recommended Verification:

- Provide a link to the feasibility analysis or details about the feasibility analysis that was conducted – who conducted, what were the sites, when was it conducted, what were the recommendations and next steps.

Community Examples:

- Asheville, NC | SolSmart Gold
- Mountain Iron, MN | SolSmart Bronze

Resources:

- Decision Support Tools for Local Solar Planning & Development | SolSmart Webinar
- Solar Project Development Pathway - Site and Opportunity Assessment | Environmental Protection Agency (EPA)
- Solar Development on Public Facilities and Under-utilized Land | SolSmart's Toolkit for Local Governments
- System Advisor Model (SAM) | National Renewable Energy Laboratory (NREL)

GO-5	20	**Install solar PV on local government facilities and/or local government-controlled land.**	☐

Local governments can lead by example and install solar on their facilities and/or land to achieve clean energy goals. Solar installations can generate revenue for local governments, deliver electricity cost savings, and serve as an educational tool for community members.

Recommended Verification:

- Provide news articles, a press release announcing the commissioned system, or webpage that summarizes the details of the installation(s) including total number of systems, size, location, and photos.

Community Examples:

- Johnson County, IA | SolSmart Gold
- New York City, NY | SolSmart Gold

Resources:

- Procurement Guidance | American Cities Climate Challenge Renewables Accelerator
- Solar Decision Support and Resources for Local Governments | National Renewable Energy Laboratory (NREL)
- Solar Development on Public Facilities and Under-utilized Land | SolSmart's Toolkit for Local Governments
- Solar Power Purchase Agreements: A Toolkit for Local Governments | Interstate Renewable Energy Council (IREC)

GO-6	20	**Install solar PV on local government-controlled brownfields and/or under-utilized properties.**	☐

As large, open spaces with limited future uses, brownfields, landfills, and other under-utilized lands are favorable locations for solar PV systems. Local governments can lease these lands for solar development to increase locally installed solar capacity while generating land lease revenue.

Recommended Verification:

- Provide a news article, a press release announcing the commissioned system, or webpage that summarizes the details of the installation(s) including total number of systems, size, location, and photos.

Community Examples:

- Cary, NC | Not Designated
- Eau Claire, WI | SolSmart Gold

Resources:

- Developing Solar on Brownfields | SolSmart Webinar
- RE-Powering America's Land | Environmental Protection Agency (EPA)
- Solar Development on Public Facilities and Under-utilized Land | SolSmart's Toolkit for Local Governments
- The Guide to Developing Solar Photovoltaics at Massachusetts Landfills | Massachusetts Department of Energy Resources

GO-7	20	**Install solar PV integrated with other technologies such as combined heat and power or electric vehicle charging on local government facilities and/or local government-controlled land.**	☐

Solar can provide unique benefits when paired with other distributed energy technologies. Co-locating solar with other technologies can improve resilience, provide demand-charge reductions, and charging electric vehicles with a renewable source of energy.

Recommended Verification:

- Provide a news article, a press release announcing the commissioned system, or webpage that summarizes the details of the solar installation(s) integrated with other technologies including total number of systems, size, location, technologies used, and photos.

Community Examples:

- Boulder, CO | SolSmart Gold
- Montgomery County, MD | SolSmart Gold

Resources:

- Best Practices for Solar & Electric Bus Charging at Transit Agencies | SolSmart Webinar
- REopt: Renewable Energy Integration & Optimization | National Renewable Energy Laboratory (NREL)
- Solar and Electric Vehicles: A Guide for Local Governments | SolSmart
- Solar & Electric Vehicle Best Practices for Local Governments | SolSmart Webinar

GO-8	20	**Install solar PV plus storage on local government facilities and/or local government-controlled land.**	☐

Solar can provide resilience benefits and serve as emergency backup power to local government facilities in case of a power outage. Local governments have leveraged solar PV and storage to provide lighting for evacuation routes, power to shelters, and extend the fuel supply of diesel generation. Solar plus storage can also be used to provide demand-charge reductions by reducing peak load.

Recommended Verification:

- Provide a news article, a press release announcing the commissioned system, or webpage that summarizes the details of the solar installation(s) plus storage including total number of systems, size, location, and photos.

Community Examples:

- Fayetteville, AR | SolSmart Gold
- Portland, OR | Not Designated

Resources:

- REopt: Renewable Energy Integration & Optimization | National Renewable Energy Laboratory (NREL)
- Resiliency: Solar + Storage | SolSmart's Toolkit for Local Governments
- Solar + Storage: A Guide for Local Governments | SolSmart Issue Brief
- Solar and Energy Storage for Resiliency (Solar Resilient) | San Francisco Department of the Environment
- Solar + Storage / Resiliency | CUNY Smart Distributed Generation Hub

GO-9	10	**Require new local government facilities and/or facility retrofits meeting a specific threshold to be solar ready.**	☐
Local governments can lead by example and require new facilities or those completing a retrofit to be solar ready. Solar ready construction can reduce the installation costs if a solar system will be installed at some point in the future. Solar ready buildings are designed and engineered in such a way that allows for the easy installation of a future solar system.			
Recommended Verification: • Provide a link to adopted code(s) or language that require new construction and/or retrofits of local government facilities to be solar ready.			
Community Examples: • Montgomery County, MD | SolSmart Gold			
Resources: • Solar-Ready Building Design: A Summary of Technical Considerations | National Renewable Energy Laboratory (NREL)			

GO-10	20	**Procure solar energy for municipal operations through an offsite physical PPA, virtual PPA, green tariff, or similar structure.**	☐
To meet climate and energy goals, local governments can procure a large amount of solar energy through an appropriate structure, depending on the types of contracts allowed by state and utility regulations.			
Recommended Verification: • Provide a document such as a news article, contract, press release, or similar official document containing the details how the local government is procuring solar energy.			
Community Examples: • Cincinnati, OH | Not Designated • Denton, TX | SolSmart Silver			
Resources: • How Cities Benefit from Power Purchase Agreements | Center for Climate and Energy Solutions (C2ES) • How Local Governments Can Buy Renewable Energy & Support Market Development | SolSmart Webinar • Local Government Strategies for 100% Clean Energy | SolSmart Webinar • Procurement Guidance | American Cities Climate Challenge Renewables Accelerator			

Community Engagement

CE-1	10	**Post a solar landing page on local government's website with information that may include the community's solar goals, educational materials and tools that promote solar, and resources for solar development (e.g. permitting checklist, application forms, zoning regulations, etc.).**	☐

A solar landing page is a way to provide residents, businesses, and solar installers with important information about your community's solar energy policies, processes, goals, and metrics from one centralized location. It is also a way to educate community members about solar energy topics like financing options and consumer protection best practices.

Recommended Verification:

- Provide a link to the solar landing page.

Community Examples:

- Pulaski County, VA | SolSmart Gold
- Tyngsborough, MA | SolSmart Gold

Templates:

- CE-1 SolSmart Solar Landing Page Template | SolSmart

Resources:

- Homeowner's Guide to Going Solar | U.S. Department of Energy (DOE)
- Residential Consumer Guide to Solar Power | Solar Energy Industries Association (SEIA)

CE-2	5	**Post online resources about solar installers and/or solar quote platforms for solar PV.**	☐

More solar companies operating in your community means residents and businesses are faced with more choices as they consider who to select for their solar project. Providing relevant local information on active solar installers can help community members make the best choice given their circumstances.

Recommended Verification:

- Provide a link to a webpage that contains information about local solar installers and/or solar quote platforms.

Community Examples:

- Denver, CO | SolSmart Gold
- Schaumburg, IL | SolSmart Silver

Templates:

- CE-1 SolSmart Solar Landing Page Template | SolSmart

Resources:

- Board Certified Professionals Directory | North American Board Certified Energy Practitioners (NABCEP)
- EnergySage | EnergySage
- Pickmysolar | Pick My Solar
- Solar Buyer's Markets: Potential PV Price Savings of Online Quote Platforms | National Renewable Energy Laboratory (NREL)

CE-3	5	**Post online resources about residential and commercial solar PV financing options and incentives.**	☐

Many different financing options are available for residential and commercial solar PV. Local governments can play an important role in providing access to information about available options.

Recommended Verification:

- Provide a link to a webpage that contains information about financing options and incentives.

Community Examples:

- Walnut Creek, CA | SolSmart Gold
- Wood County, WI | SolSmart Gold

Templates:

- CE-1 SolSmart Solar Landing Page Template | SolSmart

Resources:

- A Homeowner's Guide to Solar Financing: Leases, Loans and PPAs | Clean Energy States Alliance (CESA)
- Database of State Incentives for Renewables and Efficiency (DSIRE) | North Carolina Clean Energy Technology Center (NCCETC)
- Financing your solar panel system | EnergySage

CE-4	5	**Post online resources about consumer protection and solar PV.**	☐

Solar energy can be a new and complex topic for community members. Local governments can provide online guides and resources to help community members have a clear understanding of solar PV, allowing them to make informed decisions.

Recommended Verification:

- Provide a link to a webpage containing consumer protection resources.

Community Examples:

- Alexandria, VA | SolSmart Gold
- James City County, VA | SolSmart Bronze

Templates:

- CE-1 SolSmart Solar Landing Page Template | SolSmart

Resources:

- Consumer Solar Checklist | Interstate Renewable Energy Council (IREC)
- EnergySage | EnergySage
- Residential Issues and Existing Regulatory Framework | SolSmart's Toolkit for Local Governments
- Solar Customer Resource Portal | Solar Energy Industries Association (SEIA)

CE-5	5	**Post an online summary of state policies related to a property owner's solar access and solar rights, including links to state-level policy.**	☐

Community members are often unaware that state policy could impact their property's solar rights. Solar rights and solar access are terms which describe the ability of property owners to utilize sunlight on their property. Each state has its own unique policy and enforcement regime.

Recommended Verification:

- Provide a link to a webpage with information about state policies relating to solar access and/or rights.

Community Examples:

- Torrance, CA | SolSmart Gold
- Wilmette, IL | SolSmart Silver

Templates:

- CE-1 SolSmart Solar Landing Page Template | SolSmart

Resources:

- A Comprehensive Review of Solar Access Law in the United States | Solar America Board for Codes and Standards (Solar ABCs)
- Database of State Incentives for Renewables and Efficiency (DSIRE) | North Carolina Clean Energy Technology Center (NCCETC)

CE-6	5	**Post an online summary of state policies related to Homeowner Associations (HOAs) ability to regulate and/or restrict solar PV, including links to state-level policy.**	☐

Homeowner Associations often aim to impose restrictive measures on solar PV systems. Community members should be aware of state policy that defines what HOAs are allowed and not allowed to do in terms of regulating solar PV systems.

Recommended Verification:

- Provide a link to a webpage with information about state policies relating to Homeowner Associations and solar PV.

Community Examples:

- Hallandale Beach, FL | SolSmart Silver
- Torrance, CA | SolSmart Gold

Templates:

• CE-1 SolSmart Solar Landing Page Template | SolSmart
Resources: • A Beautiful Day in the Neighborhood: Encouraging Solar Development through Community Association Policies and Processes | The Solar Foundation

CE-7	5	**Post an online dashboard or summary of the solar PV metrics for your community.**	☐
Key solar metrics such as the number of installations and total installed capacity can help communicate progress towards local and state renewable energy goals. Other related metrics could include the percentage of municipal energy provided by solar energy, installed capacity per capita and progress towards greenhouse gas emissions targets.			
Recommended Verification: • Provide a link to a webpage displaying solar PV metrics.			
Community Examples: • Boulder, CO | SolSmart Gold • Westminster, CO | Not Designated			
Templates: • CE-1 SolSmart Solar Landing Page Template | SolSmart			

CE-8	5	**Post an online solar map for your community.**	☐
Solar maps can provide community members with an estimate of the solar potential of their rooftop. Solar maps can also show the location of solar installations within a community.			
Recommended Verification: • Provide a link to the solar map for your community.			
Community Examples: • Los Angeles County, CA | Not Designated • Westminster, CO | Not Designated			
Templates: • CE-1 SolSmart Solar Landing Page Template | SolSmart			
Resources: • Data Explorer | Google • Go Solar Ready | Ohio-Kentucky-Indiana Regional Council of Governments • NY Solar Map |Sustainable CUNY • Project Sunroof | Google			

CE-9	5	**Support a solar informational session and/or solar tour explaining solar PV opportunities and policies. Session/Tour must have occurred within the last 5 years.**	☐
An engaged and informed community can encourage solar market growth and increase the likelihood that local homes and businesses will pursue solar installations. Solar informational sessions and solar tours are ways to educate community members about the solar energy and the processes involved with an installation.			
Recommended Verification: • Provide a link(s) to details about the solar informational session or tour such as an agenda, date, time, and location.			
Community Examples: • Lower Merion, PA | SolSmart Bronze • Sarasota County, FL | SolSmart Silver			
Resources: • Virtual Solar Tours | National Solar Tour			

CE-10	5	**Distribute solar job training and career opportunities in coordination with local colleges and/or workforce development organizations.**	☐
Solar jobs have grown 12 times faster than the U.S. economy since 2014. As local solar markets grow, local governments can promote solar job opportunities with community colleges and workforce development organizations to ensure a well-trained, local workforce.			
Recommended Verification:			

• Provide posted job descriptions, screenshots from employment websites, evidence of classified ads or advertisement of job trainings.
Community Examples: • Fitchburg, WI | SolSmart Bronze • Washington, DC | SolSmart Gold
Templates: • CE-1 SolSmart Solar Landing Page Template | SolSmart
Resources: • Solar Training Network | The Solar Foundation • Solar Workforce Development Pilot | St. Louis, MO • Workforce Development | Grid Alternatives

CE-11	5	**Demonstrate local government support for local solar projects through speeches, press releases, opinion articles, etc.**	☐
Local governments can encourage solar market growth by highlighting solar energy goals, initiatives, and success stories through various communications strategies.			
Recommended Verification: • Provide a link to a document demonstrating encouragement of solar PV projects.			
Community Examples: • Fayetteville, AR | SolSmart Gold • Louisville, KY | SolSmart Gold			
Resources: • Stakeholder Engagement | SolSmart's Toolkit for Local Governments			

CE-12	10	**Discuss solar PV goals and/or strategies for increasing solar PV development within an appropriate committee, commission, taskforce, and/or working group. (e.g. solar is a recurring agenda item during monthly sustainability commission meetings).**	☐
An Environmental Advisory Council, Sustainability Committees, or Climate Action Taskforce is a great way to keep residents and key stakeholders actively engaged in community energy policy and development. These groups can assist in the development of solar energy goals and strategies, lead community-based solar initiatives, and provide communication and outreach support to inform community members about solar initiatives and plans.			
Recommended Verification: • Provide meeting minutes (including a list of follow-up action items), meeting agenda, or materials prepared for the meeting (e.g., handouts and slides) from within the past year and provide documentation of the regularly scheduled frequency of these meetings.			
Community Examples: • Branford, CT | SolSmart Bronze • Fairfield, CT | SolSmart Gold			
Templates: • CE-1 SolSmart Solar Landing Page Template | SolSmart			
Resources: • Stakeholder Engagement | SolSmart's Toolkit for Local Governments			

Market Development

MD-1	20	**Demonstrate activity in state regulatory and/or legislative proceedings regarding solar PV.**	☐

Local governments can provide an important voice into the development of state-level solar energy policy, strategies, and incentives. Government staff can track policy developments actively and develop appropriate strategies to interact with state regulators and legislators.

Recommended Verification:

- Provide a link to public comments on solar energy or related energy proceedings, op-eds in local newspapers, or agenda, minutes, and/or recordings of meetings attended by representatives of the local government.

Community Examples:

- Ann Arbor, MI | SolSmart Bronze
- Santa Fe, NM (Resolution 2018-71) | SolSmart Bronze

Resources:

- Engagement Tracker | American Cities Climate Challenge
- The Federal and State Context: Policies Affecting Solar Energy Development | SolSmart's Toolkit for Local Governments

MD-2	20	**Support a community-wide group purchase program (e.g. Solarize). Program must have occurred within the last 5 years.**	☐

Local governments can support or host community group purchase programs for solar energy. Bulk purchasing can reduce the costs of solar installations for community members. These limited time-offers have had consistent success in providing discounts of up to 20% of installed costs for residential systems.

Recommended Verification:

- Provide a link to a website where the Solarize campaign has been publicly announced.
- Provide details about the status of an ongoing solarize campaign or final metrics of a completed solarize campaign.

Community Examples:

- La Crosse County, WI | SolSmart Bronze
- Montgomery County, MD | SolSmart Gold

Templates:

- Solarize Your Community | New York State Energy and Research Development Authority (NYSERDA)

Resources:

- How to Development a Solarize Campaign | SolSmart Webinar
- Market Development and Finance | SolSmart's Toolkit for Local Governments
- Solarize Mass | Massachusetts Clean Energy Center

MD-3	10	**Encourage low-to-moderate income (LMI) participation in community-wide group purchase program through program design and/or financing support options.**	☐

Local governments can support or host community group purchase programs for solar energy. Group purchase programs can incorporate incentives for income-qualified participants to promote equitable participation.

Recommended Verification:

- Provide details that explains the forms of financing support or program design elements that support LMI residents in solar PV group purchase program.

Community Examples:

- Durham, NC | SolSmart Gold
- Philadelphia, PA | SolSmart Gold

Templates:

- Solarize Your Community | New York State Energy and Research Development Authority (NYSERDA)

Resources:

- How to Development a Solarize Campaign | SolSmart Webinar
- Market Development and Finance | SolSmart's Toolkit for Local Governments
- Solarize Mass | Massachusetts Clean Energy Center

MD-4	20	**Support a community solar program.**	☐

Community solar offers residents and businesses an opportunity to own or lease a portion of a solar project in exchange for economic benefits proportional to their share. These economic benefits are commonly delivered in the form of electricity bill credits. For renters, and homes or business that are not suitable sites for solar, community solar programs allow consumers to access solar without installing panels on their homes or business. Community solar can be provided by utilities, a third party, or a non-profit.

Recommended Verification:

- Provide a link to information about the community solar program, including any outreach materials and details about program design.

Community Examples:

- Austin, TX | SolSmart Gold
- Fort Collins, CO | SolSmart Gold

Resources:

- A Guide to Community Share Solar: Utility, Private, and Nonprofit Project Development | National Renewable Energy Laboratory (NREL)
- Community Solar | SolSmart's Toolkit for Local Governments
- Expanding Solar Participation through Community Solar | SolSmart Issue Brief
- Expanding Solar Participation through Community Solar | SolSmart Webinar
- Procurement Guidance | American Cities Climate Challenge Renewables Accelerator

MD-5	10	**Encourage low-to-moderate income (LMI) participation in a community solar program through program design and/or financing support options.**	☐

Community solar provides opportunities to open access to solar to low-to-moderate income households. To fully achieve this potential, a community program should design programs and financing to support low to moderate income participation, including savings from day one. It is also important to ensure that appropriate and trusted messengers are used and that offerings are designed to be flexible without long-term commitments.

Recommended Verification:

- Provide details that explains the forms of financing support or program design elements that support LMI residents in a community solar program.

Community Examples:

- Denver, CO | SolSmart Gold
- Washington, DC | SolSmart Gold

Resources:

- A Guide to Community Share Solar: Utility, Private, and Nonprofit Project Development | National Renewable Energy Laboratory (NREL)
- Community Solar | SolSmart's Toolkit for Local Governments
- Design and Implementation of Community Solar Programs for Low- and Moderate-Income Customers | National Renewable Energy Laboratory (NREL)
- Procurement Guidance | American Cities Climate Challenge Renewables Accelerator

MD-6	20	**Provide residents with Community Choice Aggregation/Energy that includes solar PV as a power generation source.**	☐

Local governments can increase access to solar energy for their operations and their residents through community choice aggregation. Community Choice Aggregation allows local governments to aggregate energy demand within their jurisdiction and procure power from an energy supplier while the local utility provides transmission and distribution services. Many local governments utilize community choice to procure more renewable energy, including solar, than would be available from their local electric utility. States must have enabling legislation for local governments to provide community choice aggregation.

Recommended Verification:

- Provide a link to details about a Community Choice program (with solar PV as a power generation source) that is available for residents.

Community Examples:

- San Jose, CA | SolSmart Gold
- Somerville, MA | SolSmart Gold

Templates:

- Community Choice Aggregation Toolkit | New York State Energy and Research Development Authority (NYSERDA)
- Starting a New CCA | California Community Choice Association (CalCCA)

Resources:

- Community Choice Aggregation | Environmental Protection Agency (EPA)
- Community Choice Aggregation | SolSmart Issue Brief
- Community Choice Aggregation: Challenges, Opportunities, and Impacts on Renewable Energy Markets | National Renewable Energy Laboratory (NREL)
- Using Community Choice Aggregation to Achieve Clean Energy Goals | SolSmart Webinar

MD-7	10	**Provide a PACE financing program that includes solar PV as an eligible technology.**	☐

Property Assessed Clean Energy (PACE) financing is an on-bill financing mechanism which enables repayment of long-term, low-interest loans on property tax bills. PACE can be used to finance renewable energy and energy efficiency projects on residential and/or commercial properties, depending on the PACE financing program design. In order for residents and business to access PACE financing, it must be enabled at the state and local level.

Recommended Verification:

- Provide a link to the local ordinance creating a PACE program.
- Provide a link to the PACE program webpage.

Community Examples:

- Deerfield Beach, FL | SolSmart Silver
- Grand Rapids, MI | SolSmart Silver

Resources:

- Market Development and Finance | SolSmart's Toolkit for Local Governments
- Resources | PACENation

MD-8	20	**Provide local incentives or locally-enabled finance (e.g. a revolving loan fund) for solar PV.**	☐

In addition to state and federal incentives, local governments can also encourage solar development within their jurisdictions by providing tax exemptions, rebates, or other financial incentives. Some jurisdictions have enabled community finance through revolving loan funds or credit enhancement facilities for renewable energy projects. These actions can help lower the cost of solar for residents.

Recommended Verification:

- Provide a link to an ordinance creating local incentives or financing options.
- Provide a link to an application or form that are required for a solar PV system to be eligible for incentives or financing.

Community Examples:

- Boulder, CO | SolSmart Gold
- Loudoun County, VA | SolSmart Silver

Resources:

- Market Development and Finance | SolSmart's Toolkit for Local Governments

MD-9	5	**Provide local incentives for solar PV to low-to-moderate income (LMI) households, Disadvantaged Business Enterprises (DBEs), and/or non-profit organizations that provide community services.**	☐

Local governments can support solar installations by LMI households, DBEs, and non-profit organizations by providing incentives such as low-interest loans, grants, on-bill financing and a variety of tax incentives and rebates. Local governments can expand solar programs to disadvantaged residents by implementing any number of these programs.

Recommended Verification:

- Provide a link to an ordinance creating local incentives or financing options.
- Provide a link to an application or form that are required for a solar PV system to be eligible for incentives or financing.

Community Examples:

- Boulder, CO | SolSmart Gold
- Portland, OR | Not Designated

Resources:

- Market Development and Finance | SolSmart's Toolkit for Local Governments
- Projects & Programs in Low-to-Moderate Income Communities | SolSmart Webinar
- Resources to Support Initiatives for Low-to-Moderate Income Communities | SolSmart Webinar
- Unlocking Solar for Low- and Moderate-Income Residents: A Matrix of Financing Options by Resident, Provider, and Housing Type | National Renewable Energy Laboratory (NREL)

MD-10	**20**	**Partner with financial institutions and/or foundations to offer loans, rebates, grants, or other incentives for solar PV projects. (Financial institutions could include entities such as a local or regional bank, CDFI, or credit union).**	☐
Loans, rebates, or grants can improve the financial prospects of a solar project, allowing more community members to install solar. Local governments can work with local financial institutions to offer and/or promote financing options for solar projects.			
Recommended Verification: • Provide link to financing options for solar energy. • Provide a memo detailing how the local government partnered with the financial institution to offer a financial incentive for solar energy.			
Community Examples: • Lafayette, CO | SolSmart Gold • Milwaukee, WI | SolSmart Gold			
Resources: • Market Development and Finance | SolSmart's Toolkit for Local Governments			

Innovative Action

IA-1	**Varies**	**The actions identified in the categories above represent many of the most common and impactful efforts communities are taking to make going solar easier and more affordable for residents and businesses. However, we know that communities across the country are developing innovative**	☐

		ways to promote and deploy solar energy. If your community has taken action that was not captured in any of the credits above, please share it with us.	
Innovative actions will be reviewed by a team of solar experts and each action may be worth up to 20 points.			
Recommended Verification: • Provide a memo describing the innovative action and include any supporting documentation or links that provide additional details.			
Community Examples: • Grayslake, IL | SolSmart Bronze o The Grayslake Sustainable Business Initiative recognizes local businesses that are choosing to be more sustainable. Solar energy is emphasized by awarding a business automatic gold designation if they have installed a solar energy system. • Montgomery County, MD | SolSmart Gold o Montgomery County's 4th Solar Co-op offered EV charging as an option through the solar co-op. This helps promote EV charging and can reduce costs through group purchasing.			

Acknowledgment

This material is based upon work supported by the U.S. Department of Energy's Office of Energy Efficiency and Renewable Energy (EERE) under the Solar Energy Technologies Office Award Numbers DE-EE0007154 & DE-EE007155.

Full Legal Disclaimer

This report was prepared as an account of work sponsored by an agency of the United States Government. Neither the United States Government nor any agency thereof, nor any of their employees, makes any warranty, express or implied, or assumes any legal liability or responsibility for the accuracy, completeness, or usefulness of any information, apparatus, product, or process disclosed, or represents that its use would not infringe privately owned rights. Reference herein to any specific commercial product, process, or service by trade name, trademark, manufacturer, or otherwise does not necessarily constitute or imply its endorsement, recommendation, or favoring by the United States Government or any agency thereof. The views and opinions of authors expressed herein do not necessarily state or reflect those of the United States Government or any agency thereof.

Return to Agenda

AGENDA ITEM SUMMARY

DATE: 05/24/2021 **DEPARTMENT:** CDD **DEPT. HEAD SIGNATURE:** LH

SUBJECT: Approval of the Findings of Fact, Conclusions of Law and Decision to extend the deadline for the Blaine Manor Subdivision Preliminary Plat by ARCH Community Housing Trust and Blaine County for one (1) year.

AUTHORITY: ☐ ID Code _____ ☐ IAR _____ ☐ City Ordinance/Code Title 16, Subdivisions (IF APPLICABLE)

On May 4, 2020, the Hailey Planning and Zoning Commission approved the Preliminary Plat Application for a subdivision of approximately 2.62 acres to be utilized as a residential development and future redevelopment. The proposal included the development of two (2) lots, located at 706 South Main Street (Lot 3A, Block 1, Hailey Townsite), for thirty (30) senior housing units (to be located on Lot 1) and thirty (30) family housing units (to be located on Lot 2).

Since approval, the Applicant has installed water and wastewater infrastructure, completed rough grading of the site, construction of the building is well underway, and additional infrastructure improvements (landscaping, paving and sidewalks) are expected to be completed in March 2022.

The Hailey Municipal Code stipulates that a Final Plat must be recorded within one year of Preliminary Plat, unless otherwise allowed for in a Phasing Agreement. The Council can grant an extension to this one-year timeline, as noted below:

16.03.030: FINAL PLAT APPROVAL:
A. Time Limitations for Submittal: The Final Plat, prepared by a professional land surveyor, must be submitted within one (1) calendar year from the date of approval of the Preliminary Plat, unless otherwise allowed for within a Phasing Agreement or as otherwise provided herein. Plats not submitted for final approval within one year or according to the Phasing Agreement, shall be considered expired and Preliminary Plat approval shall become null and void. The Council may extend the deadline for submitting the Final Plat upon holding a public hearing.

The Applicant requested an extension of the timeline, as all infrastructure improvements will not be sufficiently complete for Final Plat submittal by May 8, 2021. The request is to extend the timeline for submittal for one (1) year or until May 4, 2022.

Additionally, this application is a Short Plat Application, which pursuant the Hailey Municipal Code, is only reviewed by the Planning and Zoning Commission. The Final Plat Application will be considered by the Hailey City Council at a subsequent hearing.

Attachments:

A. City Council Findings of Fact, Conclusions of Law and Decision for Blaine Manor Subdivision Preliminary Plat – May 24, 2021

FISCAL IMPACT / PROJECT FINANCIAL ANALYSIS:

ACKNOWLEDGEMENT BY OTHER AFFECTED CITY DEPARTMENTS: (IFAPPLICABLE)

___ City Attorney	___ Finance	___ Licensing	___ Administrator
___ Library	___ Community Development	___P&Z Commission	___ Building
___ Police	___ Fire Department	___ Engineer	___ W/WW

___ Streets ___ Parks ___ Public Works ___ Mayor

RECOMMENDATION FROM APPLICABLE DEPARTMENT HEAD:

Motion Language:

Approval: Motion to approve the Findings of Fact, Conclusions of Law and Decision regarding an extension for the time limitation for the submittal of the Final Plat Application by ARCH Community Housing Trust and Blaine County for the Blaine Manor Subdivision, extending that timeline for one (1) year or until May 2022.

ACTION OF THE CITY COUNCIL:

Date _____

City Clerk _____

FOLLOW-UP:

*Ord./Res./Agrmt. /Order Originals: Record *Additional/Exceptional Originals to: _____

FISCAL IMPACT / PROJECT FINANCIAL ANALYSIS:

ACKNOWLEDGEMENT BY OTHER AFFECTED CITY DEPARTMENTS: (IFAPPLICABLE)

___ City Attorney	___ Finance	___ Licensing	___ Administrator
___ Library	__ Community Development	___ P&Z Commission	___ Building
___ Police	___ Fire Department	___ Engineer	___ W/WW
___ Streets	___ Parks	__ Public Works	___ Mayor

FINDINGS OF FACT, CONCLUSIONS OF LAW AND DECISION

Pursuant to Title 16 of the Hailey Municipal Code and based on the record, the Hailey City Council ("Council") enters these Findings of Fact, Conclusions of Law and Decision for the Preliminary Plat Extension Request by ARCH Community Housing Trust for Blaine Manor Subdivision.

FINDINGS OF FACT

Applicant: Blaine Manor Subdivision by ARCH Community Housing Trust and Blaine County

Project & Request: Blaine Manor Subdivision Preliminary Plat – Extension Request

Location: Lot 3A, Block 1, Hailey Townsite

Size: 2.62 acres

Zoning: Business (B) and Townsite Overlay (TO) Zoning Districts

Notice: Notice for the public hearing was published in the Idaho Mountain Express on April 1, 2021 the notice was mailed to property owners and within 300 feet and agencies on April 1, 2021.

Background: On May 4, 2020, the City Council approved the Preliminary Plat Application for a subdivision of approximately 2.62 acres to be utilized as a residential development and future redevelopment. The proposal included the development of two (2) lots, located at 706 South Main Street (Lot 3A, Block 1, Hailey Townsite), for thirty (30) senior housing units (to be located on Lot 1) and thirty (30) family housing units (to be located on Lot 2).

Since approval, the Applicant has installed water and wastewater infrastructure, completed rough grading of the site, construction of the building is well underway, and additional infrastructure improvements (landscaping, paving and sidewalks) are expected to be completed in March 2022.

The Hailey Municipal Code stipulates that a Final Plat must be recorded within one year of Preliminary Plat, unless otherwise allowed for in a Phasing Agreement. The Council can grant an extension to this one-year timeline, as noted below:

16.03.030: FINAL PLAT APPROVAL:
A. Time Limitations for Submittal: The Final Plat, prepared by a professional land surveyor, must be submitted within one (1) calendar year from the date of approval of the Preliminary Plat, unless otherwise allowed for within a Phasing Agreement or as otherwise provided herein. Plats not submitted for final approval within one year or according to the Phasing Agreement, shall be considered expired and Preliminary Plat approval shall become null and void. The Council may extend the deadline for submitting the Final Plat upon holding a public hearing.

The Applicant is requested an extension of the one-year timeline. The request was to extend the timeline for submittal until May 4, 2022, which was approved by the Hailey City Council on May 10, 2021.

CONCLUSIONS OF LAW

Based upon the above Findings of Fact, the Hailey City Council makes the following Conclusions of Law:

1. Adequate notice, pursuant to Chapter 16.03 of the Hailey Municipal Code was given for the public hearing.
2. Upon compliance with the conditions noted below, the Application substantially meets the standards of approval set forth in the Hailey Municipal Code.
3. The Application for Preliminary Plat, as presented on the day these Findings are signed, is approved by the Hailey City Council.

DECISION

The Application Extension for the submittal of the Final Plat Application by Blaine Manor Subdivision by ARCH Community Housing Trust and Blaine County of the Blaine Manor Subdivision Preliminary Plat is hereby approved, extending that timeline until May 4, 2022, finding that the application meets each of the Criteria for Review, as outlined in Hailey Municipal Code, Title 16.

Approved the _____ day of May, 2021.

_____
Martha Burke, Mayor, City of Hailey

Attest:

_____
Mary Cone, City Clerk

Return to Agenda

AGENDA ITEM SUMMARY

DATE: 05/24/2021 **DEPARTMENT:** Clerk's Office **DEPT. HEAD SIGNATURE** M. Cone

---

SUBJECT

Approval of Minutes from the meeting of the Hailey City Council on May 10, 2021 and to suspend reading of them.

AUTHORITY: ☐ ID Code 74-205 ☐ IAR _____ ☐ City Ordinance/Code _____

Idaho Code requires that a governing body shall provide for the taking of written minutes at all of its meetings, and that all minutes shall be available to the public within a reasonable period of time after the meeting. Minutes should be approved by the council at the next regular meeting and kept by the clerk in a book of minutes, signed by the clerk.

BACKGROUND:

Draft minutes prepared.

FISCAL IMPACT / PROJECT FINANCIAL ANALYSIS:
Budget Line Item # _____ YTD Line Item Balance $_____

ACKNOWLEDGEMENT BY OTHER AFFECTED CITY DEPARTMENTS:

☐	City Attorney	☒	City Clerk	☐	Engineer	☐	Mayor
☐	P & Z Commission	☐	Parks & Lands Board	☐	Public Works	☐	Other

---

RECOMMENDATION FROM APPLICABLE DEPARTMENT HEAD:

Motion to approve the minutes as presented, and to suspend the reading of them, or remove from consent agenda to make changes and then approve as amended.

FOLLOW UP NOTES:

MINUTES OF THE MEETING OF THE
HAILEY CITY COUNCIL
HELD MAY 10, 2021
IN THE HAILEY TOWN CENTER MEETING ROOM

The Meeting of the Hailey City Council was called to order at 5:36 P.M. by Mayor Martha Burke. Present were Council members Heidi Husbands, Kaz Thea, Sam Linnet, and Martinez Martinez. Staff present included City Attorney Christopher P. Simms, City Administrator Heather Dawson, and City Clerk Mary Cone.

5:36:39 PM Mayor Burke calls the meeting to order.

Open Session:

5:37:24 PM Jane Drussel, Hailey resident, has some concerns about increased traffic in the community, very concerned about the children, difficult crossing the highway, brings up traffic light, need to do something, as we continue to grow rapidly, traffic is insurmountable, come up with ideas, need to do something now for the future.

CONSENT AGENDA:

~~CA 153 Motion to approve Resolution 2021-044, setting fees for residential, commercial and construction rubbish and recycling hauling services, as directed by Hailey City Council on April 26, 2021 ACTION ITEM .....~~

CA 154 Motion to approve Resolution 2021-045, authorizing city officials to signs an Agreement with OBRAS, LLC, dba Clear Creek Disposal, for residential, commercial and construction rubbish and recycling hauling services, as directed by Hailey City Council on April 26, 2021 ACTION ITEM .....

CA 155 Motion to approve ALA Grant award for Hailey Public Library ACTION ITEM .....

CA 156 Motion to approve the temporary ITD traffic detour in support of the Ohio Gulch chip seal project ACTION ITEM .....

CA 157 Motion to adopt Resolution 2021-046, authorizing a signing bonus in the amount of $500 for each successful recruitment of a seasonal position upon completion of five months of full-time employment. ACTION ITEM..

CA 158 Motion to adopt Resolution 2021-047, to authorize the Mayor's signature on an Idaho Department of Water Resource water right form to indicate resumption of water right number 37-22019 is not applicable. ACTION ITEM .....

CA 159 Motion to approve Resolution 2021-048, authorizing city officials to sign an amended Grant Agreement with FEMA Hazard Mitigation Grant Program to extend the fire station project completion date from July 27, 2021 to July 27, 2022. ACTION ITEM .....

CA 160 Motion to approve Resolution 2021-049 authorizing the Mayor to sign and accept Addendum #1 for architect, engineering and design services from Ruscitto, Latham Blanton Architects (RLB) for the Hailey Fire Station project, increasing the fee from $28,000 to $38,500. ACTION ITEM.....

CA 161 Motion to approve Resolution 2021-050, approving the signature of city representatives on Change Order #2 with Century Contractors, adding $13,821.46 to the Hailey Fire Station Project to install siding on the east wall and to replace cracked rim boards in order to properly develop shear loads for the building. ACTION ITEM.....

CA 162 Motion to approve Pay Request #2 to Century Contractors for the Hailey Fire Station Project, in the amount of $93,668. ACTION ITEM.....

CA 163 Motion to approve Resolution 2021-051, authorizing the Mayor's signature on the Public Right-of-Way Maintenance Agreement related to the development of Silver River Residences at 402 North River Street (Lot 18A, Block 56, Hailey Townsite). ACTION ITEM .....

CA 164 Motion to adopt Resolution 2021-052, authorizing the Mayor's signature on an agreement with Idaho Asphalt Supply, Inc. to supply chip seal oil at the rate of $373 per ton, plus spreading, freight, and fuel surcharges, for the 2021 chip seal projects. ACTION ITEM.....

CA 165 Motion to approve Resolution 2021-053, and authorize the Mayor to sign the Adopt A Park agreement with Sun Valley Services for mowing at Jimmy's Garden during the 2021 park season ACTION ITEM.....

CA 166 Motion to approve Resolution 2021-054, and authorize the Mayor to sign the Adopt A Park agreement with G&G Landscaping for maintenance and mowing at Kiwanis Park during the 2021 park season ACTION ITEM .....

CA 167 Motion to approve Resolution 2021-055, and authorize the Mayor to sign the Adopt A Park agreement with Keeter Wood Products, LLC dba Sawtooth Wood Products for mowing at McKercher Park during the 2021 park season ACTION ITEM .....

CA 168 Motion to approve Special Event permit for Sawtooth Brewery's Riverfest at Hop Porter Park on July 4, 2021 ACTION ITEM .....

~~CA 169 Motion to approve Special Event permit for the Hailey Farmer's Market at McKercher Park, Saturdays, June 12th through September 25th, 2021 ACTION ITEM.....~~

CA 170 Motion to ratify Mayor's signature on two new LGIP funds, for 1) Rubbish Rate Stabilization Fund, a trust fund to benefit the City of Hailey and Clear Creek Disposal, and 2) Security Deposit from Marathon Partners ACTION ITEM .....

CA 171 Motion to approve minutes of April 26, 2021 and to suspend reading of them ACTION ITEM .....

CA 172 Motion to approve claims for expenses incurred during the month of April, 2021, and claims for expenses due by contract in May, 2021 ACTION ITEM .....

5:40:01 PM Thea pulls CA 169, Linnet pulls CA 153, Simms

5:40:58 PM **Martinez moved to approve all consent agenda items minus CA 153 and CA 169, seconded by Husbands. Motion passed with roll call vote; Thea, yes. Husbands, yes. Martinez, yes. Linnet, yes.**

CA 153 5:42:21 PM Linnet, Boise has compost pick-up, once every other week, still think we should have this conversation.

5:43:01 PM Linnet moves to approve CA 153, Thea seconds. Husbands, yes. Thea, yes. Martinez, yes. Linnet, yes.

CA 169 5:43:45 PM Thea has a concern, wise choice close to highway, but it stinks near the RV dump, not sure they thought of this. It is not nice when people are dumping. Linnet, not sure if there is a problem with the market being so close to the RV dump.

5:47:30 PM **Thea moves to approve CA 169, making sure that we will discuss the location with them, Husbands seconds. Motion passed with roll call vote. Thea, yes. Martinez, yes. Husbands, yes. Linnet, yes.**

MAYOR'S REMARKS:

Mayor Burke will hold comments until new business later.

PRESENTATIONS:

PP 173 Parks presenting autonomous mowing, to be installed and utilized in two parks summer 2021. ACTION ITEM

5:48:14 PM mower presentation by Stephanie Cook, the mower is guided by a boundary wire, mows 24 hours/day 7 days/week, charges itself when battery is low. They are very quiet. 5:51:11 PM mower blades are under the shell of the mower. 5:52:24 PM they mow on a pre-determined schedule and around irrigation schedules, they are programed from a cell phone application, primarily at night and not during scheduled events. Goal is to assist in mowing/maintenance. Planning to put one of these at Keefer and McKercher, reduction in fuel by using these mowers. 5:55:04 PM Sawtooth Wood Products has offered to install one this Thursday, guidewires are put into the ground. We will maintain it, make sure it is running. At McKercher Park, will be able to reallocate approx. 60 hours of staff time to another park while reducing our carbon footprint.

5:56:44 PM Thea, excited to see how this works, can't wait to hear how successful this is. Husbands agrees. Thea, asked if theft is a concern, Cook responds, yes, but it can be tracked by GPS, believe they can work through these challenges. Approx. $3,000 per robot mower.

5:58:48 PM Cook believes that these mowers will be able to pay for themselves in about 3 years.

PUBLIC HEARINGS:

PH 174 Consideration of an extension to the timeline for the Preliminary Plat Application, pursuant to Section 16.03.020 (D) of the Hailey Municipal Code, by ARCH Community Housing Trust for Blaine Manor Subdivision, wherein Lot 3A, Block 1, Wertheimer Park (706 South Main Street) is split into two (2) parcels. ACTION ITEM

5:59:26 PM Horowitz begins, ARCH is requesting an extension, construction is well under way, they need a little more time. 6:00:23 PM Michelle Griffith, still on schedule for Dec 1st, and the family bldg, will be finished by Feb 1st. 6:00:53 PM Burke, reasonable approach. Questions of council?

Public Comments:

6:01:22 PM Cece Osbourn from Mountain Rides, looking forward to hearing councils thoughts.

Council Deliberation:

6:03:09 PM Thea does not have an issue with this extension. Martinez agrees.

6:03:36 PM **Martinez, moves to extend Preliminary Plat to May 2022, Thea seconds. Motion passed with roll call vote, Husbands, yes. Martinez, yes. Thea, yes. Linnet, yes.**

PH 175 Discussion of Main Street options for striping ACTION ITEM

6:04:17 PM Yeager becomes presenter for this discussion. 6:06:51 PM ITD made a presentation in the last council meeting. There were some questions, that Yeager did not have answers to, has them now. Also, have Steve Hunter from ITD, Kelly Schwarz on the call. Tom Baxter, Joseph Meek, and Jessica Williams, public coordinator are also present. 6:08:03 PM Yeager will present and then ask ITD to make any comments or additions for discussion. 3 topics from the

last meeting. Narrowing travel lanes on Main and those locations. 6:08:49 PM crosswalks and where, and 3, beacons flashing, 6:09:05 PM configuration of the pedestrian ramps as well.

6:09:20 PM narrowing the travel lanes, Yeager shows road configurations, 14, 2 12' and 8 ft parking. Proposing converting 2 11 foot lane, 12-foot lane 6:10:24 PM in the staff report, with a 2-foot buffer, place solid line on each side of the buffer. Other discussions were to have cross hatching in the buffer area. 6:12:30 PM touch on couple of issues, cross hatching, ITD has agreed to continental striping in a few areas, some discussion about continental crosswalk a wider crosswalk, greater space, maybe be 8 or 9 feet wide instead of 6 feet wide. 4 key locations for high visibility crosswalks, Elm Street, Croy Street, Myrtle Street and Cobblestone Lane. Want council to weigh in on this. 6:14:33 PM Flashing beacons, not install in pavement flashing beacons, originally cost $80,000. On Myrtle Street, they (the lights) have not worked in 6 years. Heads are becoming obsolete. With the city responsible for the in pavement beacons, city would have to pay for the install of those lights after paving is complete. 6:16:33 PM Pedestrian ramps are next shown on screen, upper left corner, 2 curb ramps 90 degrees to direction of traffic. In discussions with ITD on whether or not we can accommodate a few spots for these. Yeager asks council to discuss these points and discuss pavement with 2-foot buffer. And discuss locations of the curbs.

6:19:19 PM Thea asks question of Yeager. 6:19:46 PM should we make the outside travel lane wider? Take 2-foot area and put into the curb. Not being able to relocate the curb line, relocated the buffer between parking and outside travel lane.

Yeager suggests council discussion first.

6:21:42 PM Thea would like to see outside travel lane 11 feet wide, prefer to have diagonal painted or double fog lane hope it becomes 3 feet buffer, Maple to McKercher.

6:22:42 PM Martinez, ITD is here with multiple representatives, suggests involving Cece Osborn with Mountain Rides.

6:24:04 PM Husbands concurs with Thea, 11 feet wide, want Maple to McKercher.

6:24:31 PM Linnet appreciates the work that Yeager has done. Ultimately would like to see 11-foot travel lane too. Fog line, don't want it to look like a bike lane, hatched in some way, length of the road, 4 blocks are nice place to start, might as well go from Maple to Elm might be idea.

6:26:25 PM Burke suggests public comments on this topic.

Public comments:

6:26:59 PM Elizabeth Jeffrey, excited about slowing traffic, having same markings throughout town is great idea. Maybe the parking needs to be 10 feet, agree with Linnet, may look like bike lane.

6:28:08 PM Cece Osbourn, excited about these discussions, improvements should be made from Maple to McKercher, kids cross at all intersections. Appreciate discussions, curious about safe routes to schools, asks a question about crosswalk width.

6:30:59 PM Yeager can respond and encourage ITD to comment. Council will need to make a motion for ITD to continue with project, make sure. Burke, asks, Yeager, separate motions for each topic? Yeager, confirms, yes.

6:32:35 PM Horowitz, many points to consider, from an urban design standpoint, emphasize that the middle 4 blocks are different than other parts of Main street, we want them to standout, from planning and design.

6:33:50 PM ITD, John Baxter, appreciate comments working closely with Yeager, weigh the needs of the city and the project, 2-foot buffer set-up, based on a consultant's report, safety is fine, if we went away from this design, would have to have consultants study this again. Don't want to see accidents spike up. In 2 years will be doing chip-sealing and re-striping, maybe make sense to stripe more of the city. Appreciates staff working with them want to make this a great project for Hailey.

6:36:01 PM Burke asks for more public comments.

None.

Council deliberation:

6:37:04 PM Yeager nature of the striping in the buffer area, their preference. Baxter responds, have looked a little at this, have concerns, may create location for concerns. 6:38:08 PM Joe Meek, traffic engineer speaks, report was on a specific width of lanes, changing the widths, need another study. How long should the buffer lanes be.

6:39:19 PM Thea, suggests cross hatched in the buffer lane, not a zone to use. ITD and Hailey are all about safety, how can we make this the safest street, that's why Thea thinks we should stripe the same the entire distance of Main Street. Slowing down traffic by narrowing lanes, will make our Main Street area more enjoyable and more friendly.

6:42:05 PM Linnet wants to see changes on Main Street. 1 foot reduction is minimal, painted lines, if unsafe, can be repainted. Our city really wants this to happen. Don't want to see a bike lane on Main Street, want to make it clear, with cross hatches.

6:44:12 PM Husbands agrees with Thea and Linnet. Important to slow down traffic and keep everyone safe.

6:45:06 PM Linnet, in 2 years, will have same council, asking for same thing.

6:45:27 PM Martinez, appreciates ITD being here.

6:45:47 PM Burke, look at crosswalks, don't use the zebra, and cross hatch in buffer, may look the same.

6:46:23 PM Thea, more important to get the buffer, not be used, not a bike lane.

6:47:06 PM Burke supports council's decision of entire length but would like to start with 4 blocks striping.

6:47:51 PM **Yeager suggests, 8-foot parking lane, 2 11-foot travel lane, 3-foot buffer and a 12-foot center turn lane, will require study to update, with cross hatching in the buffer extended from Maple to McKercher, Thea motions, Linnet seconded. Motion passed with roll call vote; Martinez, yes. Linnet, yes. Husbands, yes. Martinez, yes. Thea, yes.**

6:49:09 PM Yeager, on the last item, facilitate the Engineer's study**,** will ratify mayor's signature in next meeting.

6:49:42 PM spreadsheet markings in packet, continental intersection striping, at 4 key intersections, Elm Croy, Maple and Cobblestone 9 foot in width, across highway.

6:50:59 PM Thea, with new ARCH property, right at curve, really important highly visible, not having crosswalk on south side, but painted on South Side.

6:52:33 PM Martinez, agrees with Thea, could collect data for ITD to use, potential light at this intersection. Continental is preferred, interested in council comments.

6:53:32 PM Linnet, would like to see 8-9 feet continental striping, 4 intersections.
6:54:06 PM Husbands, Maple something on North side? Thea also likes continental.

Public comments:

6:54:44 PM Cece Osbourn, would like to see 9-foot continental striping.

Council deliberation:

6:56:01 PM Burke asks Yeager a question. Yeager, yes, we apply highly reflective glass beads in the thermal plastic tape.

6:56:46 PM Yeager is Maple added. Want ITD to weigh in on this discussion.

6:57:30 PM Joseph Meek with ITD, shares a few thoughts, 9-foot crosswalk, think about width of ramp on other side. Car will be pushed back 3 feet, impeding visibility to drivers. In order to keep good sight line, should really think about this. Adding Maple, this may not be safe to widen to 9-feet. There is a sense of trying to keep continental sidewalks for grabbing attention. What is standard, continental intersections are used at roundabouts or places like Elm.

7:00:12 PM Linnet, requesting 4 blocks of striping.

7:02:54 PM Yeager, reiterates, 4 locations Elm Croy Cobblestone, Myrtle, for continental. Without the study? Meek, is okay with the 4 intersections, but on the 6-foot width. If 9-foot width, need to discuss.

Linnet thinks this is a technical discussion between engineers.

7:05:41 PM Yeager asks for a motion.

7:06:07 PM Thea asks continental question. Yeager 8 intersections continental, 4 of them wide continental, 9 foot wide.

7:07:07 PM Yeager suggest
7:07:15 PM Horowitz, Maple is a technical decision.

7:07:35 PM **Yeager suggests motion to confirm crosswalks markings locations to be decided by ITD, request to widen to high visibility marking plan at 4 locations, Elm, Croy, Cobblestone and Myrtle, with the request to include considering North Maple with a 9-foot width continental cross walk, Linnet moves, Thea seconds. Motion passed with roll call vote; Linnet, yes. Thea, yes. Martinez, yes. Husbands, yes.**

7:08:50 PM flashing beacon, Yeager will answer any questions of council.

7:09:13 PM Thea, still have signs with lights? Yeager, yes, RRFB rapid rectangular flashing beacon. Street pavement lights will be removed.

Public hearing:

7:10:50 PM Elizabeth Jeffrey, have very little faith in the in-pavement lights, lights on signs seem to be more visible. Also like to question, Barkin crosswalk, have to push button at Shorty's can push button be put on other block.

Council deliberation:

7:12:39 PM Thea would like an explanation, why that is the case, confusing, talking about Jeffrey's comments about the push walk. Should we put it on the other side.

7:13:37 PM Yeager, crossing RFP was in place prior to the Croy Street Pathway project.

7:16:13 PM **Husbands motions to not replace in pavement lights, Thea seconds, Linnet agrees want to continue investigating lights in the road, now is not the time to do this. Thea, agrees with Linnet. Motion passed with roll call vote. Linnet, yes. Martinez, yes. Thea, yes. Husbands, yes**.

7:18:50 PM pedestrian curb ramps discussion, Yeager, 45 degrees towards the intersection are MUTCD compliant, lots of discussion for double curb ramps at a couple of locations. Have

talked with Steve Hunter at ITD, they will be concerned with timeline. Knife River was starting on Croy Street crossing today. Suggested 2 locations worthy, North Croy Street and North Maple Street, what is possible, ask of ITD. Yeager, we called the work crews off of the Croy Street intersection today and put them on a different intersection.

7:21:29 PM John Baxter with ITD speaks, Hunter and Baxter will make a trip to Hailey to look at this tomorrow. It is difficult to make these changes this late in the process want to look at these. Cannot tell you whether they will work or not. 7:22:22 PM Hunter, cannot consider these on all intersections at this point in the project.

Public comments:

7:23:27 PM Cece Osbourn, where are the ramps, where are the pedestrians within the crosswalk, in this case, the people would be crossing in the traffic lane not the crosswalk.

7:26:55 PM council deliberation

7:27:03 PM Thea to a seeing person, understand, beg to differ, may meet minimum requirements, MUTCD, would like to see an upgrade. Would like to see done at least at one intersection.

7:28:55 PM Linnet, understand the practical standards. ITD is working on a ADA transition plan. From a policy perspective, think it is the most cost effective and prudent to build at best design. The south side of Croy Street has a different design right now, has raised domes on 91 degrees, if we can get something similar, would be great. Advocating to do this right, and to the highest standards. Asking engineers to figure out the best solution.

7:32:24 PM Husbands, agrees with Linnet and Thea. It is all about safety.

7:32:53 PM Martinez, thanks for all comments. Diversity is important for Martinez.

7:33:29 PM Yeager summarizes, goal to try to be as complete as possible, yet sensitive to project timeline, at least one full intersection of the new design. North crossing of Maple and North crossing of Croy. Ask if these are council's preferences. Thea asks can we do the 4 blocks? Yeager, presumes ITD would have concerns on the timeline. Would like ITD to comment.

7:35:59 PM ITD will look at the areas tomorrow and will look at this while on site tomorrow.

7:36:42 PM **Yeager suggests motion, preference for as many ramps with 90 degree approach as ITD can do, Linnet, moves. Thea, seconds. Linnet, yes. Thea, yes. Martinez, yes. Husbands, yes.**

Yeager thanks ITD for being receptive to these late changes in their project.

7:38:28 PM ? appreciate your input, same views, different goals.

NEW BUSINESS:

NB 176 Consideration of health data and health district recommendations pertaining to possible amendments to Hailey Health Order 2021-02, which requires face coverings and limits group sizes. ACTION ITEM

7:40:09 PM Simms speaks, everyone knows where we've been. We have a status quo, order in place. Our local cases have declined, issue is wide open with what mayor and council want to do, masks and group sizes.

7:41:14 PM Burke, weekly mayor's meetings, numbers are looking good. Many states are doing away with outdoor mask orders, and is considering this. In the beginning, we had no idea how to safeguard our community. Now, the vaccination with a booster, wearing masks indoors, have made a difference. Burke thinks would like to do away with outdoor mask order, but continue to wear mask for large outdoor gatherings, want council to discuss, if you are at high risk, where a mask at the rodeo. 7:44:09 PM Burke, suggests idea, masks on one side of rodeo arena and no-masks on other side. Now up to social responsibility to people.

7:44:52 PM Linnet one of the big policy, risk of outdoor event transmission is low, that is encouraging. A lot of people getting vaccinated, celebrate that responsibility. In effort to not have all restrictions in place, and have businesses suffer the consequences. Suggests no outdoor limits, but continue limiting indoor. Don't need to require masks outside. But events with more than 50 people still require masks, where impossible to socially distance. That accomplishes several benefits, doesn't cause harm to events or businesses, see how it goes. Don't get rid of everything all at once, see how everything goes. Want to hear others thoughts.

7:48:46 PM Thea thinks that we should definitely, open up outdoor events, remove size restriction. Still require masks indoors for places that are open to the public, not sure how this pertains to small businesses. Thinks we should come back to this. We are almost 70% vaccinated. Don't think we should wear masks outdoors, don't want to mandate it. For an event, 50 or 75, outdoors are low risk. Would support either way for large outdoor event. Public events, 7:52:22 PM Linnet clarifies.

7:52:29 PM Husbands, no mask mandate for outdoor events. If you don't feel safe, wear a mask. Indoors we should be conservative. Should move towards getting out of this.

7:54:04 PM Martinez, thanks for Mayor and Linnet attending these meetings. In favor of getting rid of mask mandate, now up to the individual to make decisions to keep family safe.

7:57:26 PM Burke refers to letter from Sawtooth Rangers, Julie Flolo, if she were in charge, no mask mandate but strongly recommend mask around others where social distancing is not possible.

7:59:53 PM Linnet, no officials recommend removing mask order right now. Likes Mayor's idea, but this may create segregation. Thinks we should have a mask requirement or not for people for events larger than certain number. Because it allows businesses to keep going. We

can loosen in piece meal. Masks don't impact businesses or events and potential benefit is worth it. Linnet would be more inclined to go to an event if we required a mask.

8:03:03 PM Burke agrees with Linnet. 63% of Hailey will be vaccinated by the end of the summer. Sun Valley and Ketchum are more protected. A lot of rodeo fans will not be vaccinated. What do we do? Hoping for a compromise so that the rodeo can move forward.

8:05:18 PM Thea adds, if you personally feel you are not protected, you can wear a mask. You still have the option to protect yourself.

Further discussion about mask wearing in events and wearing outside.

8:12:53 PM Burke, we will meet again in 2 weeks, to discuss again.

8:13:13 PM **Simms, could take a motion authorize mayor to sign order 2021-03 remove mask mandates for outdoor gatherings, Martinez motions, Husbands seconds. Simms clarifies order for Thea, Husbands, yes. Martinez, yes. Linnet, yes. Thea, yes.** Mayor Burke asks Simms, with understanding that strongly encouraged wear mask at large outdoor events? Simms confirms, yes.

OLD BUSINESS:

OB 177 3rd Reading of Franchise Ordinance No. 1282, which grants Clear Creek Disposal use of city streets and rights of way for a 10-year term, with third reading by title only. ACTION ITEM

8:17:41 PM **Thea moves to approve Ordinance No. 1282, authorize Mayor to sign and conduct 3rd reading by title only, Martinez seconds. Husbands, yes. Linnets, yes. Martinez, yes. Thea, yes.**

8:18:12 PM **Mayor Burke conducts 3rd Reading of Ordinance No. 1282, by title only.**

STAFF REPORTS:

No staff reports

8:20:56 PM Steve England this week is national police week, through Saturday the 15th, flags at half-mast. Heard a lot of comments on traffic, have written many citations on side streets as well as Main Street. Also, day shift officer 3 DUIs in the past week?

EXECUTIVE SESSION: Pending & Imminently Likely Litigation under (IC 74-206(1)(f))

8:23:52 PM **Motion to go into exec session Pending & Imminently Likely Litigation under (IC 74-206(1)(f)) made by Linnet, Martinez seconds. Motion passed with roll call vote; Linnet yes. Thea, yes. Martinez, yes. Husbands, yes.**

Mayor and council went into executive session.

MATTERS & MOTIONS FROM EXECUTIVE SESSION:

9:05:05 PM **Simms suggests motion, to sign joint defense agreement with cities; Hailey, Ketchum, Bellevue, Sun Valley Company, and Sun Valley Water and Sewer District. Thea moves to authorize Mayor to sign, Husbands seconds. Motion passed with roll call vote. Thea, yes. Linnet, yes. Martinez, yes. Husbands, yes.**

9:06:01 PM **Martinez makes motion to adjourn, seconded by Thea, motion passed.**

Return to Agenda

AGENDA ITEM SUMMARY

DATE 05/24/2021 **DEPARTMENT:** Finance & Records **DEPT. HEAD SIGNATURE:** MHC

SUBJECT

Council Approval of Claims costs incurred during the month of April 2021 that are set to be paid by contract for May 2021.

AUTHORITY: ☐ ID Code 50-1017 ☐ IAR _____ ☐ City Ordinance/Code _____

BACKGROUND:

Claims are processed for approval three times per month under the following procedure:

1. Invoices received, approved and coded to budget by Department Head.
2. Invoice entry into data base by finance department.
3. Open invoice report and check register report printed for council review at city council meeting.
4. Following council approval, mayor and clerk sign checks and check register report.
5. Signed check register report is entered into Minutes book.

FISCAL IMPACT / PROJECT FINANCIAL ANALYSIS:

Budget Line Item # _____ YTD Line-Item Balance $_____

Payments are for expenses incurred during the previous month, per an accrual accounting system.

ACKNOWLEDGEMENT BY OTHER AFFECTED CITY DEPARTMENTS:

___ City Attorney ___ Clerk / Finance Director ___ Engineer ___ Mayor
___ P & Z Commission ___ Parks & Lands Board ___ Public Works ___ Other

---

RECOMMENDATION FROM APPLICABLE DEPARTMENT HEAD:

Review reports, ask questions about expenses and procedures, approve claims for payment.

FOLLOW UP NOTES:

Report Criteria:
- Computed checks included
- Manual checks included
- Supplemental checks included
- Termination checks included
- Transmittal checks included
- Void checks included

Pay Period Date	Journal Code	Check Issue Date	Check Number	Payee	Payee ID	Amount
04/22/2021	PC	04/29/2021	4292077	AMBRIZ, JOSE L	7023	1,752.72-
04/22/2021	PC	04/29/2021	4292081	SHOTSWELL, DAVE O	7044	1,570.06-
04/22/2021	PC	04/29/2021	4292067	ARELLANO, NANCY	8005	1,452.53-
04/22/2021	PC	04/29/2021	4292023	CONE, MARY M HILL	8009	1,964.62-
04/22/2021	PC	04/29/2021	4292059	LEOS, CHRISTINA M	8012	1,734.38-
04/22/2021	PC	04/29/2021	4292026	STOKES, BECKY	8013	1,810.98-
04/22/2021	PC	04/29/2021	4292024	DAWSON, HEATHER M	8014	2,354.48-
04/22/2021	PC	04/29/2021	4292079	HOLYOAK, STEVEN R	8036	1,858.83-
04/22/2021	PC	04/29/2021	4292029	HOROWITZ, LISA	8049	2,044.00-
04/22/2021	PC	04/29/2021	4292028	DAVIS, ROBYN K	8060	1,226.83-
04/22/2021	PC	04/29/2021	4292049	MILLS, CAITLYN A	8061	1,155.94-
04/22/2021	PC	04/29/2021	4292051	COOK, STEPHANIE N	8063	1,537.31-
04/22/2021	PC	04/29/2021	4292084	HOLTZEN, KURTIS L	8072	1,534.08-
04/22/2021	PC	04/29/2021	4292070	DOMKE, RODNEY F	8097	1,402.16-
04/22/2021	PC	04/29/2021	4292027	BUNDY, REBECCA F	8098	1,842.29-
04/22/2021	PC	04/29/2021	4292050	PRIMROSE, LAURA A	8102	1,107.02-
04/22/2021	PC	04/29/2021	4292069	YEAGER, BRIAN D	8107	2,136.22-
04/22/2021	PC	04/29/2021	4292065	WALLACE, SHAWNA R	8108	1,772.03-
04/22/2021	PC	04/29/2021	4292030	PARKER, JESSICA L	8111	1,343.74-
04/22/2021	PC	04/29/2021	4292047	GRIGSBY, MICHAL J	8114	1,072.25-
04/22/2021	PC	04/29/2021	4292052	LAPOINTE, JAMES M	8116	1,075.92-
04/22/2021	PC	04/29/2021	4292058	LATIMER, JOSHUA L	8120	1,968.06-
04/22/2021	PC	04/29/2021	4292046	FLETCHER, KRISTIN M	8122	1,090.38-
04/22/2021	PC	04/29/2021	4292057	ENGLAND, STEVE J	8143	2,718.36-
04/22/2021	PC	04/29/2021	4292060	LUNA, JOSE	8145	1,672.24-
04/22/2021	PC	04/29/2021	4292055	COX, CHARLES F	8161	2,341.45-
04/22/2021	PC	04/29/2021	4292062	PECK, TODD D	8167	1,884.72-
04/22/2021	PC	04/29/2021	4292061	PALLAS, MARTIN L	8169	4,486.00-
04/22/2021	PC	04/29/2021	4292075	THOMPSON, WYATT F	8172	1,153.74-
04/22/2021	PC	04/29/2021	4292073	NEUMANN, DANIEL L	8173	1,301.35-
04/22/2021	PC	04/29/2021	4292085	MOATS, ZAKARY S	8174	1,165.23-
04/22/2021	PC	04/29/2021	4292053	BAIRD, JACY DAVE	8183	5,835.10-
04/22/2021	PC	04/29/2021	4292035	ERVIN, CHRISTIAN C	8185	1,512.42-
04/22/2021	PC	04/29/2021	4292045	FLAHERTY, MEAGHAN N	8191	776.68-
04/22/2021	PC	04/29/2021	4292043	DeKLOTZ, ELISE	8200	607.56-
04/22/2021	PC	04/29/2021	4292086	SAVAGE, JAMES L	8204	1,234.21-
04/22/2021	PC	04/29/2021	4292021	ARNOLD, JANA D.	8206	509.48-
04/22/2021	PC	04/29/2021	4292025	POMERLEAU, JENNIFER	8207	1,173.93-
04/22/2021	PC	04/29/2021	4292022	CARRILLO-SALAS, DALIA	8209	1,204.91-
04/22/2021	PC	04/29/2021	4292064	TUCKER, ANDREW	8211	1,593.49-
04/22/2021	PC	04/29/2021	4292056	DAVIS, BRYAN L	8212	1,722.42-
04/22/2021	PC	04/29/2021	4292054	CERVANTES, GUSTAVO	8215	1,570.49-
04/22/2021	PC	04/29/2021	4292083	BALIS, MARVIN C	8225	1,877.38-
04/22/2021	PC	04/29/2021	4292074	SCHWARZ, STEPHEN K	8226	2,192.93-
04/22/2021	PC	04/29/2021	4292076	WEST III, KINGSTON R	8234	1,312.65-
04/22/2021	PC	04/29/2021	4292072	JOHNSTON, JAIMEY P	8243	1,512.24-
04/22/2021	PC	04/29/2021	4292068	MARES, MARIA C	8251	982.85-
04/22/2021	PC	04/29/2021	4292042	CROTTY, JOSHUA M	8283	1,064.42-
04/22/2021	PC	04/29/2021	4292078	ELLSWORTH, BRYSON D	8285	1,719.80-

Pay Period Date	Journal Code	Check Issue Date	Check Number	Payee	Payee ID	Amount
04/22/2021	PC	04/29/2021	4292082	BALDWIN, MERRITT JAM	8286	1,229.51-
04/22/2021	PC	04/29/2021	4292048	HARDING, CHARLOTTE E	8293	46.17-
04/22/2021	PC	04/29/2021	4292080	PARKER, MICHAEL J	8506	1,260.54-
04/22/2021	PC	04/29/2021	4292036	HOOVER, JAMES T	9002	522.93-
04/22/2021	PC	04/29/2021	4292032	BOATMAN, MICHAEL L	9006	186.47-
04/22/2021	PC	04/29/2021	4292037	MURPHY, JOSHUA Z	9011	181.13-
04/22/2021	PC	04/29/2021	4292040	STOCKING, WINDI G	9023	586.73-
04/22/2021	PC	04/29/2021	4292041	STOESZ, CHAD G	9030	129.75-
04/22/2021	PC	04/29/2021	4292033	DAHLEN, LUKE K	9041	174.08-
04/22/2021	PC	04/29/2021	4292031	BALEDGE, MICHAEL S	9054	2,344.69-
04/22/2021	PC	04/29/2021	4292038	PALLAS, MARTIN L	9111	203.47-
04/22/2021	PC	04/29/2021	4292039	PERE, RIKA M	9119	243.34-
04/22/2021	PC	04/29/2021	4292034	DITMORE, KEVIN D	9145	1,317.91-
04/22/2021	PC	04/29/2021	4292071	GILTNER, JOE R	1008065	1,239.15-
04/22/2021	PC	04/29/2021	4292063	SHELAMER, MICHAEL S	1008163	1,834.76-
04/22/2021	PC	04/29/2021	4292066	WARD, CASEY R	1008287	3,639.64-
04/22/2021	PC	04/29/2021	4292044	DREWIEN, LYNETTE M	1008271	575.70-
04/22/2021	CDPT		0	DELTA DENTAL PLAN OF	2	49.54
04/22/2021	CDPT		0	DELTA DENTAL PLAN OF	2	101.38
04/22/2021	CDPT		0	REGENCE BLUE SHIELD	3	67.86
04/22/2021	CDPT		0	REGENCE BLUE SHIELD	3	1,115.14
04/22/2021	CDPT		0	NCPERS GROUP LIFE IN	6	16.00
04/22/2021	CDPT	04/29/2021	4302022	PERSI	7	5,739.96-
04/22/2021	CDPT	04/29/2021	4302022	PERSI	7	9,571.93-
04/22/2021	CDPT	04/29/2021	4302022	PERSI	7	3,678.92-
04/22/2021	CDPT	04/29/2021	4302022	PERSI	7	5,127.93-
04/22/2021	CDPT	04/29/2021	4302022	PERSI	7	6,105.74-
04/22/2021	CDPT	04/29/2021	4302022	PERSI	7	185.40-
04/22/2021	CDPT	04/29/2021	4302022	PERSI	7	431.38-
04/22/2021	CDPT	04/29/2021	4302022	PERSI	7	42.31-
04/22/2021	CDPT	04/29/2021	4302021	MOUNTAIN WEST BANK	8	8,808.22-
04/22/2021	CDPT	04/29/2021	4302021	MOUNTAIN WEST BANK	8	8,808.22-
04/22/2021	CDPT	04/29/2021	4302021	MOUNTAIN WEST BANK	8	2,059.99-
04/22/2021	CDPT	04/29/2021	4302021	MOUNTAIN WEST BANK	8	2,059.99-
04/22/2021	CDPT	04/29/2021	4302021	MOUNTAIN WEST BANK	8	12,939.25-
04/22/2021	CDPT	04/29/2021	49059	IDAHO STATE TAX COMM	9	4,629.00-
04/22/2021	CDPT		0	VSP	26	11.32
04/22/2021	CDPT		0	VSP	26	18.86
Grand Totals:			80			166,456.99-

Report Criteria:

- Computed checks included
- Manual checks included
- Supplemental checks included
- Termination checks included
- Transmittal checks included
- Void checks included

Report Criteria:
- Computed checks included
- Manual checks included
- Supplemental checks included
- Termination checks included
- Transmittal checks included
- Void checks included

Pay Period Date	Journal Code	Check Issue Date	Check Number	Payee	Payee ID	Amount
05/06/2021	PC	05/13/2021	567	AMBRIZ, JOSE L	7023	1,705.55-
05/06/2021	PC	05/13/2021	571	SHOTSWELL, DAVE O	7044	1,523.63-
05/06/2021	PC	05/13/2021	557	ARELLANO, NANCY	8005	1,444.53-
05/06/2021	PC	05/13/2021	515	CONE, MARY M HILL	8009	1,475.23-
05/06/2021	PC	05/13/2021	551	LEOS, CHRISTINA M	8012	1,680.13-
05/06/2021	PC	05/13/2021	518	STOKES, BECKY	8013	1,772.74-
05/06/2021	PC	05/13/2021	516	DAWSON, HEATHER M	8014	2,365.61-
05/06/2021	PC	05/13/2021	569	HOLYOAK, STEVEN R	8036	1,719.92-
05/06/2021	PC	05/13/2021	521	HOROWITZ, LISA	8049	1,915.82-
05/06/2021	PC	05/13/2021	520	DAVIS, ROBYN K	8060	1,062.44-
05/06/2021	PC	05/13/2021	542	MILLS, CAITLYN A	8061	1,126.22-
05/06/2021	PC	05/13/2021	544	COOK, STEPHANIE N	8063	1,537.31-
05/06/2021	PC	05/13/2021	574	HOLTZEN, KURTIS L	8072	1,526.08-
05/06/2021	PC	05/13/2021	531	BURKE, MARTHA E	8074	1,619.79-
05/06/2021	PC	05/13/2021	560	DOMKE, RODNEY F	8097	1,362.98-
05/06/2021	PC	05/13/2021	519	BUNDY, REBECCA F	8098	785.01-
05/06/2021	PC	05/13/2021	543	PRIMROSE, LAURA A	8102	983.62-
05/06/2021	PC	05/13/2021	535	THEA, KAREN J	8106	624.11-
05/06/2021	PC	05/13/2021	559	YEAGER, BRIAN D	8107	1,951.74-
05/06/2021	PC	05/13/2021	556	WALLACE, SHAWNA R	8108	1,772.03-
05/06/2021	PC	05/13/2021	522	PARKER, JESSICA L	8111	1,325.82-
05/06/2021	PC	05/13/2021	541	GRIGSBY, MICHAL J	8114	886.75-
05/06/2021	PC	05/13/2021	545	LAPOINTE, JAMES M	8116	1,060.19-
05/06/2021	PC	05/13/2021	550	LATIMER, JOSHUA L	8120	1,954.20-
05/06/2021	PC	05/13/2021	540	FLETCHER, KRISTIN M	8122	1,083.35-
05/06/2021	PC	05/13/2021	549	ENGLAND, STEVE J	8143	2,553.57-
05/06/2021	PC	05/13/2021	552	LUNA, JOSE	8145	1,875.85-
05/06/2021	PC	05/13/2021	547	COX, CHARLES F	8161	2,319.41-
05/06/2021	PC	05/13/2021	553	PECK, TODD D	8167	1,903.29-
05/06/2021	PC	05/13/2021	565	THOMPSON, WYATT F	8172	1,153.74-
05/06/2021	PC	05/13/2021	563	NEUMANN, DANIEL L	8173	1,301.35-
05/06/2021	PC	05/13/2021	575	MOATS, ZAKARY S	8174	1,132.94-
05/06/2021	PC	05/13/2021	525	ERVIN, CHRISTIAN C	8185	1,402.50-
05/06/2021	PC	05/13/2021	539	FLAHERTY, MEAGHAN N	8191	776.68-
05/06/2021	PC	05/13/2021	537	DeKLOTZ, ELISE	8200	484.10-
05/06/2021	PC	05/13/2021	576	SAVAGE, JAMES L	8204	1,234.21-
05/06/2021	PC	05/13/2021	513	ARNOLD, JANA D.	8206	509.48-
05/06/2021	PC	05/13/2021	517	POMERLEAU, JENNIFER	8207	1,128.49-
05/06/2021	PC	05/13/2021	514	CARRILLO-SALAS, DALIA	8209	1,109.62-
05/06/2021	PC	05/13/2021	555	TUCKER, ANDREW	8211	1,593.50-
05/06/2021	PC	05/13/2021	548	DAVIS, BRYAN L	8212	1,550.75-
05/06/2021	PC	05/13/2021	546	CERVANTES, GUSTAVO	8215	1,570.49-
05/06/2021	PC	05/13/2021	573	BALIS, MARVIN C	8225	1,734.20-
05/06/2021	PC	05/13/2021	564	SCHWARZ, STEPHEN K	8226	2,201.65-
05/06/2021	PC	05/13/2021	566	WEST III, KINGSTON R	8234	1,294.84-
05/06/2021	PC	05/13/2021	562	JOHNSTON, JAIMEY P	8243	1,512.24-
05/06/2021	PC	05/13/2021	558	MARES, MARIA C	8251	982.85-
05/06/2021	PC	05/13/2021	536	CROTTY, JOSHUA M	8283	1,064.42-
05/06/2021	PC	05/13/2021	568	ELLSWORTH, BRYSON D	8285	1,479.69-

Pay Period Date	Journal Code	Check Issue Date	Check Number	Payee	Payee ID	Amount
05/06/2021	PC	05/13/2021	572	BALDWIN, MERRITT JAM	8286	1,221.47-
05/06/2021	PC	05/13/2021	533	LINNET, SAMUEL L	8300	678.37-
05/06/2021	PC	05/13/2021	534	MARTINEZ, JUAN F	8301	678.11-
05/06/2021	PC	05/13/2021	532	HUSBANDS, HEIDI	8302	24.11-
05/06/2021	PC	05/13/2021	570	PARKER, MICHAEL J	8506	1,220.02-
05/06/2021	PC	05/13/2021	526	HOOVER, JAMES T	9002	447.58-
05/06/2021	PC	05/13/2021	527	LOHRKE, CONNOR W	9008	366.07-
05/06/2021	PC	05/13/2021	529	STOCKING, WINDI G	9023	532.75-
05/06/2021	PC	05/13/2021	523	BALEDGE, MICHAEL S	9054	2,158.59-
05/06/2021	PC	05/13/2021	530	VINCENT, BRIAN A	9113	195.09-
05/06/2021	PC	05/13/2021	524	DITMORE, KEVIN D	9145	1,280.47-
05/06/2021	PC	05/13/2021	561	GILTNER, JOE R	1008065	1,239.15-
05/06/2021	PC	05/13/2021	554	SHELAMER, MICHAEL S	1008163	1,767.95-
05/06/2021	PC	05/13/2021	538	DREWIEN, LYNETTE M	1008271	407.26-
05/06/2021	PC	05/13/2021	528	RAINEY, PHILLIP R.	1009068	222.10-
05/06/2021	CDPT		0	AFLAC	1	379.22-
05/06/2021	CDPT		0	AFLAC	1	168.78-
05/06/2021	CDPT		0	DELTA DENTAL PLAN OF	2	626.94-
05/06/2021	CDPT		0	DELTA DENTAL PLAN OF	2	101.38-
05/06/2021	CDPT		0	REGENCE BLUE SHIELD	3	2,419.52-
05/06/2021	CDPT		0	NCPERS GROUP LIFE IN	6	112.00-
05/06/2021	CDPT	05/13/2021	5132023	PERSI	7	6,133.03-
05/06/2021	CDPT	05/13/2021	5132023	PERSI	7	10,227.43-
05/06/2021	CDPT	05/13/2021	5132023	PERSI	7	3,075.95-
05/06/2021	CDPT	05/13/2021	5132023	PERSI	7	4,287.50-
05/06/2021	CDPT	05/13/2021	5132023	PERSI	7	6,513.14-
05/06/2021	CDPT	05/13/2021	5132023	PERSI	7	186.00-
05/06/2021	CDPT	05/13/2021	5132023	PERSI	7	431.38-
05/06/2021	CDPT	05/13/2021	5132023	PERSI	7	42.31-
05/06/2021	CDPT	05/13/2021	5132022	MOUNTAIN WEST BANK	8	7,458.60-
05/06/2021	CDPT	05/13/2021	5132022	MOUNTAIN WEST BANK	8	7,458.60-
05/06/2021	CDPT	05/13/2021	5132022	MOUNTAIN WEST BANK	8	1,744.38-
05/06/2021	CDPT	05/13/2021	5132022	MOUNTAIN WEST BANK	8	1,744.38-
05/06/2021	CDPT	05/13/2021	5132022	MOUNTAIN WEST BANK	8	8,915.70-
05/06/2021	CDPT		0	IDAHO STATE TAX COMM	9	3,131.00-
05/06/2021	CDPT	05/13/2021	5132021	A.W. REHN & ASSOCIATE	21	969.41-
05/06/2021	CDPT		0	VSP	26	99.90-
05/06/2021	CDPT		0	VSP	26	18.86-
Grand Totals:			78			148,819.16-

Report Criteria:

Computed checks included
Manual checks included
Supplemental checks included
Termination checks included
Transmittal checks included
Void checks included

Invoice Number	Sequence Number	Description	Type	Invoice Date	Due Date	Invoice Amount	Net Invoice Check Amount	GL Account Number	Job Number	GL Period	Separate Check
4409 A.W. REHN & ASSOCIATES											
APRIL	1	FSA Admin Fee- April 2021	Invoice	05/03/2021	05/24/2021	36.75	36.75	100-15-41215		521	1
APRIL	2	FSA Admin Fee - April 2021	Invoice	05/03/2021	05/24/2021	36.75	36.75	200-15-41215		521	1
APRIL	3	FSA Admin Fee - April 2021	Invoice	05/03/2021	05/24/2021	36.75	36.75	210-15-41215		521	1
Total 4409 A.W. REHN & ASSOCIATES:						110.25	110.25				
4089 ADVANCED SIGN & DESIGN											
610000	1	6100002158-1 SAWTOOTH WOOD PRODUCTS AD	Invoice	05/05/2021	05/24/2021	150.00	150.00	100-50-41403		521	1
Total 4089 ADVANCED SIGN & DESIGN:						150.00	150.00				
757 ALPINE TREE SERVICE INC.											
48230	1	482348230 REMOVE FAILING COTTONWOOD BET	Invoice	04/07/2021	05/24/2021	1,200.00	1,200.00	100-50-41707		521	1
Total 757 ALPINE TREE SERVICE INC. :						1,200.00	1,200.00				
1913 AMAZON CAPITAL SERVICES											
119J-Q	1	119J-QKMQ-LJR6	Invoice	05/05/2021	05/24/2021	34.06	34.06	100-45-41215		521	1
14H1-L	1	14h1-lfnm-6m9k BAGLESS VACUUMS FOR STAIRS	Invoice	03/14/2021	05/24/2021	57.32	57.32	100-42-41413		521	1
14H1-L	2	14h1-lfnm-6m9k BAGLESS VACUUMS FOR STAIRS	Invoice	03/14/2021	05/24/2021	57.33	57.33	200-42-41413		521	1
14H1-L	3	14h1-lfnm-6m9k BAGLESS VACUUMS FOR STAIRS	Invoice	03/14/2021	05/24/2021	57.33	57.33	210-42-41413		521	1
19TV-N	1	19TV-N1W9-P9P4 PARKS UNIFORM PANTS	Invoice	04/29/2021	05/24/2021	169.18	169.18	100-50-41703		521	1
1GMR-	1	1GMR-T1HL-119C Make-it Grant	Invoice	04/25/2021	05/24/2021	68.37	68.37	100-45-41549	21.45.0001.1	521	1
1LKR-J	1	1LKR-JWX6-DXLC Make-It Grant	Invoice	05/09/2021	05/24/2021	81.54	81.54	100-45-41549	21.45.0001.1	521	1
1PWG-	1	1PWG-XV1K-9PNM ANGELBOX CAMERA - SKATE	Invoice	05/03/2021	05/24/2021	79.69	79.69	100-50-41403		521	1
1QVM-	1	1QVM-33V6-NKCR Make-It Grant	Invoice	05/01/2021	05/24/2021	901.55	901.55	100-45-41549	21.45.0001.1	521	1
1YPT-X	1	1YPT-XPFL-D1P7 DISINFECTING WIPES	Invoice	04/29/2021	05/24/2021	21.31	21.31	100-42-41413		521	1
1YPT-X	2	1YPT-XPFL-D1P7 DISINFECTING WIPES	Invoice	04/29/2021	05/24/2021	21.31	21.31	200-42-41413		521	1
1YPT-X	3	1YPT-XPFL-D1P7 DISINFECTING WIPES	Invoice	04/29/2021	05/24/2021	21.30	21.30	210-42-41413		521	1
Total 1913 AMAZON CAPITAL SERVICES:						1,570.29	1,570.29				
6917 AT&T MOBILITY LLC											
287304	1	#FIRSTNET HPD 1-5 WIRELESS	Invoice	04/23/2021	05/24/2021	200.20	200.20	100-25-41417		521	1
Total 6917 AT&T MOBILITY LLC:						200.20	200.20				

Invoice Number	Sequence Number	Description	Type	Invoice Date	Due Date	Invoice Amount	Net Invoice Check Amount	GL Account Number	Job Number	GL Period	Separate Check
498 BARRY EQUIPMENT & RENTAL											
453381	1	453381 CREDIT MEMO - COUPLER FF MALE	Invoice	03/19/2020	05/10/2021	112.64-	112.64-	100-40-41405		521	1
453388	1	453388 CREDIT MEMO- FITTING, HYD CONNECT	Invoice	03/19/2020	05/10/2021	47.07-	47.07-	100-40-41405		521	1
Total 498 BARRY EQUIPMENT & RENTAL:						159.71-	159.71-				
6342 BRUNO, NICOLAS											
CRE. R	1	CRE. REF. - 3761 GLENBROOK DR - TENANT DEP	Invoice	05/19/2021	05/24/2021	56.79	56.79	200-00-20314		521	1
Total 6342 BRUNO, NICOLAS:						56.79	56.79				
6051 CENTURY LINK											
222426	1	9814 260B long distance	Invoice	05/01/2021	05/24/2021	1.82	1.82	100-15-41713		521	1
222426	2	9814 260B long distance	Invoice	05/01/2021	05/24/2021	1.82	1.82	200-15-41713		521	1
222426	3	9814 260B long distance	Invoice	05/01/2021	05/24/2021	1.82	1.82	210-15-41713		521	1
222426	4	9814 260B long distance	Invoice	05/01/2021	05/24/2021	1.82	1.82	100-25-41713		521	1
222426	5	9814 260B long distance	Invoice	05/01/2021	05/24/2021	1.82	1.82	100-20-41713		521	1
222426	6	9814 260B long distance- 33.33%	Invoice	05/01/2021	05/24/2021	.60	.60	100-42-41713		521	1
222426	7	9814 260B long distance- 33.33%	Invoice	05/01/2021	05/24/2021	.60	.60	200-42-41713		521	1
222426	8	9814 260B long distance- 33.33%	Invoice	05/01/2021	05/24/2021	.60	.60	210-42-41713		521	1
222426	9	2211 125B LONG DIST- TREATMENT PLANT	Invoice	05/01/2021	05/24/2021	.91	.91	210-70-41713		521	1
222426	10	2211 125B LONG DIST- Water Dept	Invoice	05/01/2021	05/24/2021	.91	.91	200-60-41713		521	1
222426	11	3147 220B LONG DIST: FIRE DEPT	Invoice	05/01/2021	05/24/2021	1.82	1.82	100-55-41713		521	1
222426	12	5965-737B LONG DIST- STREET SHOP	Invoice	05/01/2021	05/24/2021	1.82	1.82	100-40-41713		521	1
Total 6051 CENTURY LINK:						16.36	16.36				
22457 CLEAR CREEK DISPOSAL, INC.											
APRIL	1	FRANCHISE FEE MARCH 2021	Invoice	05/12/2021	05/24/2021	103,389.43	103,389.43	100-00-20515		521	1
Total 22457 CLEAR CREEK DISPOSAL, INC.:						103,389.43	103,389.43				
893 CONCRETE CONSTRUCTION SUPPLY											
S36436	1	S36436 steel stake	Invoice	04/22/2021	05/24/2021	59.85	59.85	120-50-41539	18.50.0003.1	521	1
S36441	1	S36441 steel stake	Invoice	04/22/2021	05/24/2021	79.80	79.80	120-50-41539	18.50.0003.1	521	1
Total 893 CONCRETE CONSTRUCTION SUPPLY:						139.65	139.65				
7001 CONRAD BROTHERS											
3207	1	3207 CURB & GUTTER	Invoice	12/31/2020	05/24/2021	791.50	791.50	100-40-41403	10.15.0002.1	521	1

Invoice Number	Sequence Number	Description	Type	Invoice Date	Due Date	Invoice Amount	Net Invoice Check Amount	GL Account Number	Job Number	GL Period	Separate Check
Total 7001 CONRAD BROTHERS:						791.50	791.50				
337 COPY & PRINT LLC											
106981	1	106981 CHIP SEAL POSTERS	Invoice	05/10/2021	05/24/2021	149.85	149.85	100-40-41403	21.40.0005.1	521	1
107635	1	107635 ASD 2 cases Copy paper	Invoice	05/18/2021	05/24/2021	90.84	90.84	100-45-41215		521	1
107645	1	#107645 OFFICER PHOTO	Invoice	05/19/2021	05/24/2021	1.99	1.99	100-25-41215		521	1
Total 337 COPY & PRINT LLC:						242.68	242.68				
2808 CORE & MAIN LP											
N89500	1	#N895004 3/4" METER REGISTERS	Invoice	04/15/2021	05/24/2021	15,338.40	15,338.40	220-65-41403	20.60.0003.1	521	1
N89500	2	#N895004 MAIN LINE REPAIR CLAMPS	Invoice	04/15/2021	05/24/2021	1,126.72	1,126.72	200-60-41403		521	1
N89500	3	#N895004 4" METER REGISTERS	Invoice	04/15/2021	05/24/2021	511.28	511.28	220-65-41403	20.60.0003.1	521	1
Total 2808 CORE & MAIN LP:						16,976.40	16,976.40				
2103 CORWIN, CHRIS											
19 PAY	1	19 - GIS SERVICES - WATER	Invoice	04/16/2021	05/24/2021	200.00	200.00	200-60-41313		521	1
Total 2103 CORWIN, CHRIS:						200.00	200.00				
972 COX COMMUNICATIONS											
05/01/2	1	001 2401 200477401 MAIN 33%	Invoice	05/01/2021	05/24/2021	25.20	25.20	100-42-41713		521	1
05/01/2	2	001 2401 200477401 MAIN 33%	Invoice	05/01/2021	05/24/2021	25.20	25.20	200-42-41713		521	1
05/01/2	3	001 2401 200477401 MAIN 33%	Invoice	05/01/2021	05/24/2021	25.20	25.20	210-42-41713		521	1
05/01/2	4	001 2401 200477401 Library	Invoice	05/01/2021	05/24/2021	113.40	113.40	100-45-41713		521	1
05/01/2	5	027815002 Library	Invoice	05/01/2021	05/24/2021	138.60	138.60	100-45-41713		521	1
05/01/2	6	027815002 Library e-rate discount	Invoice	05/01/2021	05/24/2021	83.16-	83.16-	100-45-41713		521	1
05/01/2	7	0205236602 STREET	Invoice	05/01/2021	05/24/2021	118.70	118.70	100-40-41713		521	1
05/01/2	8	039605901 HPD	Invoice	05/01/2021	05/24/2021	232.99	232.99	100-25-41713		521	1
05/01/2	9	035971201 WELCOME CTR	Invoice	05/01/2021	05/24/2021	79.00	79.00	100-10-41717		521	1
05/01/2	10	205095301 HFD	Invoice	05/01/2021	05/24/2021	69.00	69.00	100-55-41717		521	1
Total 972 COX COMMUNICATIONS:						744.13	744.13				
781 DIGLINE											
006575	1	#0065752-IN W.	Invoice	04/30/2021	05/24/2021	126.49	126.49	200-60-41325		521	1
006575	2	#0065752-IN WW.	Invoice	04/30/2021	05/24/2021	126.49	126.49	210-70-41325		521	1

Invoice Number	Sequence Number	Description	Type	Invoice Date	Due Date	Invoice Amount	Net Invoice Check Amount	GL Account Number	Job Number	GL Period	Separate Check
Total 781 DIGLINE:						252.98	252.98				
304 DIVISION OF BUILDING SAFETY											
APRIL	1	PERMIT & FEES APRIL 2021	Invoice	05/12/2021	05/24/2021	11,042.22	11,042.22	100-00-20325		521	1
Total 304 DIVISION OF BUILDING SAFETY :						11,042.22	11,042.22				
1584 FIRST BANKCARD - BALEDGE											
000922	1	SHOP CPR videos	Invoice	04/21/2021	05/24/2021	305.28	305.28	100-55-41217		521	1
483575	1	AED Superstore SMART PADS for Defib	Invoice	04/13/2021	05/24/2021	78.76	78.76	100-55-41219		521	1
940298	1	Fed Ex 786023380343	Invoice	04/15/2021	05/24/2021	21.85	21.85	100-55-41213		521	1
Total 1584 FIRST BANKCARD - BALEDGE:						405.89	405.89				
5372 FIRST BANKCARD - CONE											
28MGD	1	REINDEER DECOR REFUND	Invoice	04/16/2021	05/24/2021	194.66-	194.66-	100-42-41215		521	1
28MGD	2	REINDEER DECOR REFUND	Invoice	04/16/2021	05/24/2021	194.67-	194.67-	200-42-41215		521	1
28MGD	3	REINDEER DECOR REFUND	Invoice	04/16/2021	05/24/2021	194.67-	194.67-	210-42-41215		521	1
E0100	1	E0100E7W92 Microsoft	Invoice	04/20/2021	05/24/2021	35.77-	35.77-	100-15-41515		521	1
E0100	2	E0100E7W92 Microsoft	Invoice	04/20/2021	05/24/2021	35.77-	35.77-	200-15-41515		521	1
E0100	3	E0100E7W92 Microsoft	Invoice	04/20/2021	05/24/2021	35.77-	35.77-	210-15-41515		521	1
INV202	1	INV20210416081620875 CALLINGPOST COMM.	Invoice	04/16/2021	05/24/2021	22.66	22.66	100-15-41323		521	1
INV202	2	INV20210416081620875 CALLINGPOST COMM.	Invoice	04/16/2021	05/24/2021	22.66	22.66	200-15-41323		521	1
INV202	3	INV20210416081620875 CALLINGPOST COMM.	Invoice	04/16/2021	05/24/2021	22.66	22.66	210-15-41323		521	1
R0100	1	E0100E7W91 Microsoft	Invoice	04/20/2021	05/24/2021	420.23-	420.23-	100-15-41515		521	1
R0100	2	E0100E7W91 Microsoft	Invoice	04/20/2021	05/24/2021	420.23-	420.23-	200-15-41515		521	1
R0100	3	E0100E7W91 Microsoft	Invoice	04/20/2021	05/24/2021	420.23-	420.23-	210-15-41515		521	1
REMO	1	Remote PC Annual Membership	Invoice	05/19/2021	05/24/2021	83.17	83.17	100-15-41215		521	1
REMO	2	Remote PC Annual Membership	Invoice	05/19/2021	05/24/2021	83.17	83.17	200-15-41215		521	1
REMO	3	Remote PC Annual Membership	Invoice	05/19/2021	05/24/2021	83.16	83.16	210-15-41215		521	1
Total 5372 FIRST BANKCARD - CONE:						1,634.52-	1,634.52-				
5789 FIRST BANKCARD - ENGLAND											
O-0000	1	TASER FOR MIKE SHELAMER	Invoice	04/02/2021	05/24/2021	375.00	375.00	100-25-41723		521	1
Total 5789 FIRST BANKCARD - ENGLAND:						375.00	375.00				

Invoice Number	Sequence Number	Description	Type	Invoice Date	Due Date	Invoice Amount	Net Invoice Check Amount	GL Account Number	Job Number	GL Period	Separate Check
6052 FIRST BANKCARD - HFD EXTRA (5148)											
006774	1	Boise Airport parking 4/7-4/12 2021 for Kevin Ditmore	Invoice	04/07/2021	05/24/2021	69.00	69.00	100-55-41724		521	1
991438	1	United Passenger ticket for Kevin Ditmore 4/6/2021 /	Invoice	04/06/2021	05/24/2021	35.00	35.00	100-55-41724		521	1
991510	1	United Passenger ticket for Kevin Ditmore 4/11/2021 /	Invoice	04/11/2021	05/24/2021	35.00	35.00	100-55-41724		521	1
Total 6052 FIRST BANKCARD - HFD EXTRA (5148):						139.00	139.00				
1588 FIRST BANKCARD - HOROWITZ											
298766	1	Gotomeeting monthly subscription	Invoice	04/18/2021	05/24/2021	57.00	57.00	100-20-41711	20.15.0001.1	521	1
3000-1	1	Vengage Annual Subscription	Invoice	04/23/2021	05/24/2021	161.28-	161.28-	100-20-41711		521	1
5000M	1	Idaho Statesman Subscription	Invoice	04/07/2021	05/24/2021	12.99	12.99	100-20-41711		521	1
Total 1588 FIRST BANKCARD - HOROWITZ:						91.29-	91.29-				
5375 FIRST BANKCARD - SCHWARZ											
001116	1	4/9/21 001116 CROY ST BLDG FIRE - DRYWELL TE	Invoice	04/09/2021	05/24/2021	100.00	100.00	100-40-41313	21.55.0001.1	521	1
Total 5375 FIRST BANKCARD - SCHWARZ:						100.00	100.00				
996 FREEDOM MAILING SERVICES											
40441	1	40441 Bill Processing, Folding & Inserting Newsletter	Invoice	05/24/2021	05/24/2021	516.48	516.48	100-15-41323		521	1
40441	2	40441 Bill Processing, Folding & Inserting Newsletter	Invoice	05/24/2021	05/24/2021	516.48	516.48	200-15-41323		521	1
40441	3	40441 Bill Processing, Folding & Inserting Newsletter	Invoice	05/24/2021	05/24/2021	516.48	516.48	210-15-41323		521	1
40441	4	40441 Extra Inserts - Trash & Recycling	Invoice	05/24/2021	05/24/2021	17.28	17.28	100-15-41323		521	1
40441	5	40441 Extra Inserts - Trash & Recycling	Invoice	05/24/2021	05/24/2021	17.28	17.28	200-15-41323		521	1
40441	6	40441 Extra Inserts - Trash & Recycling	Invoice	05/24/2021	05/24/2021	17.28	17.28	210-15-41323		521	1
40515	1	40515 Delinquent Notice & Postage	Invoice	05/10/2021	05/24/2021	39.01	39.01	100-15-41323		521	1
40515	2	40515 Delinquent Notice & Postage	Invoice	05/10/2021	05/24/2021	39.01	39.01	200-15-41323		521	1
40515	3	40515 Delinquent Notice & Postage	Invoice	05/10/2021	05/24/2021	39.02	39.02	210-15-41323		521	1
Total 996 FREEDOM MAILING SERVICES:						1,718.32	1,718.32				
7205 FRONTIER PRECISION, INC											
232589	1	#232589 WARRANTY, MAINTENANCE, SUPPORT	Invoice	05/13/2021	05/24/2021	590.00	590.00	210-70-41325		521	1
Total 7205 FRONTIER PRECISION, INC:						590.00	590.00				
5909 FUGATE, JANET											
P&Z ST	1	P&Z Stipend 05/03/2021	Invoice	05/03/2021	05/24/2021	56.25	56.25	100-10-41313		521	1
P&Z ST	2	P&Z Stipend	Invoice	05/03/2021	05/24/2021	28.12	28.12	200-10-41313		521	1

Invoice Number	Sequence Number	Description	Type	Invoice Date	Due Date	Invoice Amount	Net Invoice Check Amount	GL Account Number	Job Number	GL Period	Separate Check
P&Z ST	3	P&Z Stipend 2	Invoice	05/03/2021	05/24/2021	28.13	28.13	210-10-41313		521	1
P&Z ST	1	P&Z Stipend 05/13/2021 and 05/17/2021	Invoice	05/13/2021	05/24/2021	112.50	112.50	100-10-41313		521	1
P&Z ST	2	P&Z Stipend	Invoice	05/13/2021	05/24/2021	56.24	56.24	200-10-41313		521	1
P&Z ST	3	P&Z Stipend 2	Invoice	05/13/2021	05/24/2021	56.26	56.26	210-10-41313		521	1
Total 5909 FUGATE, JANET:						337.50	337.50				
101 GALENA ENGINEERING, INC.											
3830.3	1	5/1 3830.34 RIVER ST WELL	Invoice	05/01/2021	05/24/2021	1,415.00	1,415.00	200-60-41547	20.60.0002.1	521	1
Total 101 GALENA ENGINEERING, INC.:						1,415.00	1,415.00				
369 GEM STATE WELDERS SUPPLY INC.											
201066	1	201066 CYLINDER FUEL	Invoice	04/30/2021	05/24/2021	7.80	7.80	100-40-41405		521	1
201067	1	201267 TANK RENTAL FEES WW	Invoice	04/30/2021	05/24/2021	46.80	46.80	210-70-41421		521	1
829573	1	829573 WELD WIRE	Invoice	04/08/2021	05/24/2021	136.95	136.95	100-40-41405		521	1
830067	1	830067 WELDING SUPPLIES WW	Invoice	04/28/2021	05/24/2021	117.31	117.31	210-70-41423		521	1
Total 369 GEM STATE WELDERS SUPPLY INC. :						308.86	308.86				
6023 GIVENS PURSLEY LLP											
226892	1	226892 GENERAL WATER - SUNBEAM SUBDIVISI	Invoice	04/28/2021	05/24/2021	1,552.50	1,552.50	200-60-41313	20.20.0001.1	521	1
226892	2	226892 GENERAL WATER	Invoice	04/28/2021	05/24/2021	3,864.00	3,864.00	200-60-41313		521	1
226892	3	226892 GENERAL WASTEWATER EFFLUENT APP	Invoice	04/28/2021	05/24/2021	172.50	172.50	210-70-41313		521	1
226892	4	226892 GENERAL WATER CREDIT	Invoice	04/28/2021	05/24/2021	229.00-	229.00-	200-60-41313		521	1
226892	5	226893 GENERAL WATER	Invoice	04/28/2021	05/24/2021	2,967.00	2,967.00	200-60-41313		521	1
Total 6023 GIVENS PURSLEY LLP:						8,327.00	8,327.00				
336 GO FER IT EXPRESS											
103062	1	#103062 LOCAL SHIPPING W.	Invoice	04/30/2021	05/24/2021	140.00	140.00	200-60-41213		521	1
103062	2	#103062 LOCAL SHIPPING WW.	Invoice	04/30/2021	05/24/2021	60.00	60.00	210-70-41213		521	1
Total 336 GO FER IT EXPRESS:						200.00	200.00				
922 GRAINGER INC., W.W.											
987854	1	9878543637 EYEWASH STATION	Invoice	04/22/2021	05/24/2021	260.18	260.18	100-40-41405		521	1
987905	1	9879050392 MAGNETIC SWEEPER, PUSH MAG S	Invoice	04/22/2021	05/24/2021	488.52	488.52	100-40-41423		521	1

Invoice Number	Sequence Number	Description	Type	Invoice Date	Due Date	Invoice Amount	Net Invoice Check Amount	GL Account Number	Job Number	GL Period	Separate Check
Total 922 GRAINGER INC., W.W. :						748.70	748.70				
1850 GREAT AMERICA FINANCIAL SERVICES											
292987	1	Invoice # 29298740 Due 06/23/2021	Invoice	05/10/2021	05/24/2021	69.00	69.00	100-20-41323		521	1
Total 1850 GREAT AMERICA FINANCIAL SERVICES:						69.00	69.00				
6166 HAMPTON INN IDAHO FALLS											
33575	1	ROOMS FOR DAVIS, LATIMER, BAIRD	Invoice	04/05/2021	05/24/2021	869.00	869.00	100-25-41724		521	1
Total 6166 HAMPTON INN IDAHO FALLS:						869.00	869.00				
6343 HIDALGO, OSCAR											
CRE. R	1	CRE. REF. - 625 DOCKS HICKORY DR	Invoice	05/14/2021	05/24/2021	55.37	55.37	100-00-15110		521	1
CRE. R	2	CRE. REF. - 621 DOCS HICKORY DR	Invoice	05/14/2021	05/24/2021	5.29	5.29	100-00-15110		521	1
CRE. R	3	CRE. REF. - 1021 CD OLENA	Invoice	05/14/2021	05/24/2021	127.07	127.07	100-00-15110		521	1
Total 6343 HIDALGO, OSCAR:						187.73	187.73				
4008 HIGH COUNTRY HEATING INC											
MAG37	1	Inv # MAG37992 material, hours, progress	Invoice	05/10/2021	05/24/2021	2,248.00	2,248.00	160-56-41549	18.55.0003.1	521	1
MAG38	1	Inv # MAG 38001 final invoice exhaust fans, unit heat	Invoice	05/13/2021	05/24/2021	1,600.00	1,600.00	160-56-41549	18.55.0003.1	521	1
Total 4008 HIGH COUNTRY HEATING INC:						3,848.00	3,848.00				
8069 HILLSIDE AUTO											
36562	1	#36562 SHIFT CONTROL CABLE TK#6027	Invoice	04/26/2021	05/24/2021	400.38	400.38	200-60-41415		521	1
Total 8069 HILLSIDE AUTO:						400.38	400.38				
1779 HOLTZEN, KURT											
463847	1	#DWD3-22832, BAT-21883 LICENSE RENEWALS	Invoice	04/30/2021	05/24/2021	60.00	60.00	200-60-41723		521	1
Total 1779 HOLTZEN, KURT:						60.00	60.00				
1846 HOOVER, JAMES											
150067	1	La Sportiva order # 150067655 Reimbursement for wi	Invoice	05/10/2021	05/24/2021	150.00	150.00	100-55-41703		521	1

Invoice Number	Sequence Number	Description	Type	Invoice Date	Due Date	Invoice Amount	Net Invoice Check Amount	GL Account Number	Job Number	GL Period	Separate Check
Total 1846 HOOVER, JAMES:						150.00	150.00				
8606 HRA VEBA TRUST											
JUNE 2	1	MONTHLY VEBA CONTRIBUTION JUNE 2021	Invoice	05/19/2021	05/24/2021	398.79	398.79	210-70-41126		521	1
JUNE 2	2	MONTHLY VEBA CONTRIBUTION JUNE 2021	Invoice	05/19/2021	05/24/2021	132.93	132.93	100-50-41126		521	1
JUNE 2	3	MONTHLY VEBA CONTRIBUTION JUNE 2021	Invoice	05/19/2021	05/24/2021	265.86	265.86	100-20-41126		521	1
JUNE 2	4	MONTHLY VEBA CONTRIBUTION JUNE 2021	Invoice	05/19/2021	05/24/2021	1,528.68	1,528.68	100-25-41126		521	1
JUNE 2	5	MONTHLY VEBA CONTRIBUTION JUNE 2021	Invoice	05/19/2021	05/24/2021	129.24	129.24	100-15-41126		521	1
JUNE 2	6	MONTHLY VEBA CONTRIBUTION JUNE 2021	Invoice	05/19/2021	05/24/2021	129.24	129.24	200-15-41126		521	1
JUNE 2	7	MONTHLY VEBA CONTRIBUTION JUNE 2021	Invoice	05/19/2021	05/24/2021	129.23	129.23	210-15-41126		521	1
JUNE 2	8	MONTHLY VEBA CONTRIBUTION JUNE 2021	Invoice	05/19/2021	05/24/2021	642.49	642.49	100-45-41126		521	1
JUNE 2	9	MONTHLY VEBA CONTRIBUTION JUNE 2021	Invoice	05/19/2021	05/24/2021	509.56	509.56	200-60-41126		521	1
POCFF	1	POCff APR 21	Invoice	05/19/2021	05/24/2021	8,000.00	8,000.00	160-55-41185	18.55.0002.1	521	2
Total 8606 HRA VEBA TRUST:						11,866.02	11,866.02				
671 IDAHO LUMBER & HARDWARE											
860270	1	860270 SPRAYPAINT HUNTER GREEN	Invoice	04/26/2021	05/24/2021	18.36	18.36	100-40-41405		521	1
860330	1	860330 RED WIRE	Invoice	04/27/2021	05/24/2021	22.99	22.99	100-40-41405		521	1
860346	1	#860346 WORK GLOVES	Invoice	04/27/2021	05/24/2021	19.99	19.99	200-60-41703		521	1
860502	1	860502 MARKING PAINT RED, SHARPIE RED	Invoice	04/28/2021	05/24/2021	15.97	15.97	120-50-41539	18.50.0003.1	521	1
861410	1	#861410 DOW BOARD	Invoice	05/04/2021	05/24/2021	80.82	80.82	200-60-41403		521	1
861464	1	861464 MISC SCREWS	Invoice	05/24/2021	05/24/2021	7.51	7.51	100-40-41405		521	1
861689	1	861689 SPRAYPAINT ORANGE, SPRAYPAINT GOL	Invoice	05/06/2021	05/24/2021	10.98	10.98	100-40-41405		521	1
861749	1	861749 BLACK SPRAYPAINT	Invoice	05/06/2021	05/24/2021	12.00	12.00	100-40-41405		521	1
862225	1	862225 GARDEN SPRAYER	Invoice	05/10/2021	05/24/2021	17.99	17.99	100-40-41405		521	1
862334	1	862334 PLASTIC BUCKET, SILICA SAND	Invoice	05/11/2021	05/24/2021	12.32	12.32	100-40-41405		521	1
862387	1	#862387 DOW BOARD	Invoice	05/11/2021	05/24/2021	80.82	80.82	200-60-41403		521	1
862430	1	862430 CHIP SEAL - SPRAY PAINT WATER PROOF	Invoice	05/12/2021	05/24/2021	33.54	33.54	100-40-41403	21.40.0005.1	521	1
862454	1	862454 SILICA SAND	Invoice	05/12/2021	05/24/2021	14.67	14.67	100-40-41405		521	1
862650	1	Inv # 862650 Sheetrock supplies	Invoice	05/13/2021	05/24/2021	34.08	34.08	160-56-41549	18.55.0003.1	521	1
862652	1	Inv # 862652 Drywall nails	Invoice	05/13/2021	05/24/2021	4.99	4.99	160-56-41549	18.55.0003.1	521	1
862655	1	Inv # 862655 utility knife	Invoice	05/13/2021	05/24/2021	10.98	10.98	160-56-41549	18.55.0003.1	521	1
862692	1	Inv # 862692 drywall supplies for building	Invoice	05/13/2021	05/24/2021	18.76	18.76	160-56-41549	18.55.0003.1	521	1
863259	1	863259 VALVEBALL, NIPPLE GALV	Invoice	05/18/2021	05/24/2021	15.58	15.58	100-40-41405		521	1
Total 671 IDAHO LUMBER & HARDWARE:						432.35	432.35				

Invoice Number	Sequence Number	Description	Type	Invoice Date	Due Date	Invoice Amount	Net Invoice Check Amount	GL Account Number	Job Number	GL Period	Separate Check
5631 IDAHO MATERIALS AND CONSTRUCTION											
198202	1	198202 RIVER & BULLION - FURNISH AND PLACE	Invoice	04/29/2021	05/24/2021	2,287.90	2,287.90	200-60-41403	14.60.0003.1	521	1
Total 5631 IDAHO MATERIALS AND CONSTRUCTION:						2,287.90	2,287.90				
400 IDAHO MOUNTAIN EXPRESS											
4/30/20	1	APRIL 9,14,16,21,28,30 Job Ads for Parks	Invoice	04/30/2021	05/24/2021	600.40	600.40	100-50-41319		521	1
4/30/20	2	APRIL 28,30 Job Ads for Streets	Invoice	04/30/2021	05/24/2021	92.00	92.00	100-40-41319		521	1
4/30/20	3	4/07 - Greenway Master Plan Workshop	Invoice	04/30/2021	05/24/2021	383.04	383.04	100-20-41319		521	1
4/30/20	4	Ord 1279 - Hailey Area of City Impact Map	Invoice	04/30/2021	05/24/2021	69.92	69.92	100-20-41319		521	1
4/30/20	5	April - 14,16,21,23 Rubbish/Recycling Fee Increases	Invoice	04/30/2021	05/24/2021	215.04	215.04	100-15-41319		521	1
4/30/20	6	April - 14,16,21,23 Rubbish/Recycling Fee Increases	Invoice	04/30/2021	05/24/2021	215.04	215.04	200-15-41319		521	1
4/30/20	7	April - 14,16,21,23 Rubbish/Recycling Fee Increases	Invoice	04/30/2021	05/24/2021	215.04	215.04	200-15-41319		521	1
4/30/20	8	4/14 - PA Spirits LLC, Quartz Properties, text amend t	Invoice	04/30/2021	05/24/2021	69.00	69.00	100-20-41319		521	1
4/30/20	9	4/21 - CC ARCH/Blaine Manor Sub. extension	Invoice	04/30/2021	05/24/2021	39.56	39.56	100-20-41319		521	1
4/30/20	10	Ord 1278 - Idaho Power Franchise agmt.	Invoice	04/30/2021	05/24/2021	176.33	176.33	100-15-41319		521	1
4/30/20	11	Ord 1278 - Idaho Power Franchise agmt.	Invoice	04/30/2021	05/24/2021	176.33	176.33	200-15-41319		521	1
4/30/20	12	Ord 1278 - Idaho Power Franchise agmt.	Invoice	04/30/2021	05/24/2021	176.34	176.34	210-15-41319		521	1
4/30/20	13	Ord. 1280 - Revised fee to ADU app.	Invoice	04/30/2021	05/24/2021	65.32	65.32	100-20-41319		521	1
4/30/20	14	Ord. 1281 - Water & WW Connection Fees	Invoice	04/30/2021	05/24/2021	33.12	33.12	200-60-41319		521	1
4/30/20	15	Ord. 1281 - Water & WW Connection Fees	Invoice	04/30/2021	05/24/2021	33.12	33.12	210-70-41319		521	1
4/30/20	16	Ord. 1283 - Potential Anexation of land w/in the area	Invoice	04/30/2021	05/24/2021	274.16	274.16	100-20-41319		521	1
4/30/20	17	4/28 - CC Prelim Plat App. Marlow Non-Exempt Famil	Invoice	04/30/2021	05/24/2021	67.16	67.16	100-20-41319		521	1
4/30/20	18	4/30 - Noxious Week Spraying	Invoice	04/30/2021	05/24/2021	89.60	89.60	100-50-41319		521	1
4/30/20	19	4/30 - Noxious Week Spraying	Invoice	04/30/2021	05/24/2021	89.60	89.60	100-40-41319		521	1
Total 400 IDAHO MOUNTAIN EXPRESS:						3,080.12	3,080.12				
22433 IDAHO POWER											
04/30/2	1	IP Accnt#2222783132 Hailey Police Dept	Invoice	04/29/2021	05/24/2021	247.77	247.77	100-25-41717		521	1
04/30/2	2	IP Accnt#2205094259 PARK	Invoice	04/29/2021	05/24/2021	147.87	147.87	100-50-41717		521	1
04/30/2	3	IP Accnt#2205094259 Rodeo	Invoice	04/29/2021	05/24/2021	416.31	416.31	100-50-41617		521	1
04/30/2	4	IP Accnt#2205094259 ICE RINK/SKATE	Invoice	04/29/2021	05/24/2021	22.98	22.98	100-50-41617		521	1
04/30/2	5	IP Accnt#2205094259 INTERP	Invoice	04/29/2021	05/24/2021	305.73	305.73	100-10-41717		521	1
04/30/2	6	IP Accnt#2203575119 STREET	Invoice	04/29/2021	05/24/2021	7.40	7.40	100-40-41715		521	1
04/30/2	7	IP Accnt#2200663470 CONTROL ELM ALLEY	Invoice	04/29/2021	05/24/2021	5.31	5.31	100-40-41717		521	1
04/30/2	8	IP Accnt#2204305425 ST-TRAFFIC LIGHTS	Invoice	04/29/2021	05/24/2021	117.32	117.32	100-40-41717		521	1
04/30/2	9	IP Accnt#2221408442 PARKS-SHENANDOAH BALM	Invoice	04/29/2021	05/24/2021	7.65	7.65	100-50-41717		521	1

Invoice Number	Sequence Number	Description	Type	Invoice Date	Due Date	Invoice Amount	Net Invoice Check Amount	GL Account Number	Job Number	GL Period	Separate Check
Total 22433 IDAHO POWER:						1,278.34	1,278.34				
5013 IDAHO TOWER COMPANY LLC											
408245	1	DELLA MT TOWER RENTAL 5/1/21 408245474	Invoice	05/01/2021	05/24/2021	211.30	211.30	200-60-41713		521	1
408245	2	1/3 Share DELLA MT TOWER RENTAL 5/1/21 4082	Invoice	05/01/2021	05/24/2021	170.69	170.69	100-42-41713		521	1
408245	3	1/3 Share DELLA MT TOWER RENTAL 5/1/21 4082	Invoice	05/01/2021	05/24/2021	170.69	170.69	200-42-41713		521	1
408245	4	1/3 Share DELLA MT TOWER RENTAL 5/1/21 4082	Invoice	05/01/2021	05/24/2021	170.69	170.69	210-42-41713		521	1
Total 5013 IDAHO TOWER COMPANY LLC:						723.37	723.37				
229 INTEGRATED TECHNOLOGIES											
165560	1	Inv # 165560 monthly color	Invoice	04/30/2021	05/24/2021	36.70	36.70	100-55-41711		521	1
166814	1	#166814 SHARP MX2310U HPD PRINTER	Invoice	05/19/2021	05/24/2021	102.58	102.58	100-25-41411		521	1
Total 229 INTEGRATED TECHNOLOGIES:						139.28	139.28				
50395 JACKSON GROUP PETERBILT											
241621	1	241621 VALVE CHECK	Invoice	04/06/2021	05/24/2021	49.90	49.90	100-40-41405		521	1
243037	1	243037 CHIP TRUCK	Invoice	04/13/2021	05/24/2021	48.98	48.98	100-40-41405		521	1
Total 50395 JACKSON GROUP PETERBILT:						98.88	98.88				
50359 KIM ANDERSON PAINTING LLC											
5/12/20	1	5/12/21 PAINT UPPER SE WINDOW, SOUTH TO N	Invoice	05/12/2021	05/24/2021	624.70	624.70	100-42-41413		521	1
5/12/20	2	5/12/21 PAINT UPPER SE WINDOW, SOUTH TO N	Invoice	05/12/2021	05/24/2021	624.71	624.71	200-42-41413		521	1
5/12/20	3	5/12/21 PAINT UPPER SE WINDOW, SOUTH TO N	Invoice	05/12/2021	05/24/2021	624.71	624.71	210-42-41413		521	1
Total 50359 KIM ANDERSON PAINTING LLC:						1,874.12	1,874.12				
386 L.L. GREENS											
A61964	1	#A619643 GRINDER WHEELS	Invoice	05/15/2021	05/24/2021	29.99	29.99	200-60-41405		521	1
D52509	1	#D52509 Gloves WW	Invoice	05/10/2021	05/24/2021	23.96	23.96	210-70-41703		521	1
Total 386 L.L. GREENS :						53.95	53.95				
4595 LYON LANDSCAPE ARCHITECTS PLLC											
012.19.	1	012.19.2 PROJECT MANAGEMENT - BID SET	Invoice	04/30/2021	05/24/2021	3,665.00	3,665.00	120-50-41539	18.50.0003.1	521	1

Invoice Number	Sequence Number	Description	Type	Invoice Date	Due Date	Invoice Amount	Net Invoice Check Amount	GL Account Number	Job Number	GL Period	Separate Check
Total 4595 LYON LANDSCAPE ARCHITECTS PLLC:						3,665.00	3,665.00				
928 MAGIC VALLEY LABS, INC.											
19959	1	#19959 DRINKING WATER SAMPLES	Invoice	04/28/2021	05/24/2021	180.00	180.00	200-60-41795		521	1
19959	2	#19959 INDIAN CREEK SPRING WEEKLY SAMPLE	Invoice	04/28/2021	05/24/2021	224.00	224.00	200-60-41795		521	1
19959	3	#19959 CONSTRUCTION SAMPLES	Invoice	04/28/2021	05/24/2021	80.00	80.00	200-60-41795		521	1
19959	4	#19959 COOLER RETURN	Invoice	04/28/2021	05/24/2021	40.00	40.00	200-60-41795		521	1
Total 928 MAGIC VALLEY LABS, INC.:						524.00	524.00				
5036 MOUNTAIN RIDES TRANSPORTATION AUTHORITY											
11549	1	FY21 3rd Quarter	Invoice	05/03/2021	05/24/2021	15,375.00	15,375.00	100-10-41707		521	1
Total 5036 MOUNTAIN RIDES TRANSPORTATION AUTHORITY:						15,375.00	15,375.00				
4000 MOUNTAIN WEST BANK											
XXX-88	1	#380218800 Lease payment for 2017 JD Mini Excava	Invoice	05/20/2021	05/24/2021	166.91	166.91	100-40-41775		521	1
XXX-88	2	#380218800 Lease payment for 2017 JD Mini Excava	Invoice	05/20/2021	05/24/2021	166.91	166.91	200-60-41775		521	1
XXX-88	3	#380218800 Lease payment for 2017 JD Mini Excava	Invoice	05/20/2021	05/24/2021	166.91	166.91	210-70-41775		521	1
Total 4000 MOUNTAIN WEST BANK:						500.73	500.73				
251 NAPA AUTO PARTS											
050485	1	050485 FUEL FILTER WW	Invoice	03/22/2021	05/24/2021	16.99	16.99	210-70-41719		521	1
051836	1	051836 HEX BOLTS, PLAIN WASHER, HEX NUTS	Invoice	04/01/2021	05/24/2021	93.54	93.54	100-40-41405		521	1
052137	1	052137 FILTER	Invoice	04/05/2021	05/24/2021	83.16	83.16	100-40-41405		521	1
052995	1	052995 AIR CONDITIONING HIGH PRESSURE	Invoice	04/12/2021	05/24/2021	30.51	30.51	100-40-41415		521	1
052996	1	053129 POWER STROKE	Invoice	04/12/2021	05/24/2021	33.79	33.79	100-40-41405		521	1
053129	1	053129 POWER STROKE CREDIT	Invoice	04/12/2021	05/24/2021	33.79-	33.79-	100-40-41405		521	1
053156	1	053156 HOOD POWER STROKE	Invoice	04/13/2021	05/24/2021	30.79	30.79	100-40-41415		521	1
054219	1	054219 BATTERY	Invoice	04/21/2021	05/24/2021	32.99	32.99	100-40-41405		521	1
054260	1	054260 BATTERY CREDIT	Invoice	04/21/2021	05/24/2021	32.99-	32.99-	100-40-41405		521	1
054290	1	054290 FILTER CREDIT	Invoice	04/21/2021	05/24/2021	12.49-	12.49-	100-40-41405		521	1
054318	1	054318 HITCH PIN, COM WRENCH	Invoice	04/22/2021	05/24/2021	30.42	30.42	100-40-41405		521	1
054696	1	054696 CAMERA TOOLCAT	Invoice	04/26/2021	05/24/2021	315.17	315.17	100-40-41405		521	1
054697	1	054697 LIGHTBULBS	Invoice	04/26/2021	05/24/2021	15.14	15.14	100-40-41405		521	1
054881	1	054881 SWITCH	Invoice	04/27/2021	05/24/2021	20.18	20.18	100-40-41405		521	1
055047	1	055047 D EARTH	Invoice	04/28/2021	05/24/2021	34.47	34.47	100-40-41405		521	1
055058	1	055058 SWITCH	Invoice	04/28/2021	05/24/2021	9.98	9.98	100-40-41405		521	1

Invoice Number	Sequence Number	Description	Type	Invoice Date	Due Date	Invoice Amount	Net Invoice Check Amount	GL Account Number	Job Number	GL Period	Separate Check
055381	1	inv # 055381 oil filter	Invoice	04/29/2021	05/24/2021	21.78	21.78	100-55-41415		521	1
055784	1	055784 SHOP TOWELS	Invoice	05/04/2021	05/24/2021	74.70	74.70	100-40-41405		521	1
056995	1	#056995 BATTERY CABLE LUGS	Invoice	05/13/2021	05/24/2021	3.69	3.69	200-60-41415		521	1
056995	2	#056995 BATTERY	Invoice	05/13/2021	05/24/2021	43.49	43.49	200-60-41415		521	1
056995	3	#056995 CORE DEPOSIT	Invoice	05/13/2021	05/24/2021	10.80	10.80	200-60-41415		521	1
056995	4	#056995 CORE DEPOSIT CREDIT	Invoice	05/13/2021	05/24/2021	10.80-	10.80-	200-60-41415		521	1
056998	1	#056998 BATTERY CORE CREDIT	Invoice	05/13/2021	05/24/2021	10.00-	10.00-	200-60-41415		521	1
Total 251 NAPA AUTO PARTS:						801.52	801.52				
401 OHIO GULCH TRANSFER STATION											
175482	1	175482 ASPHALT DIRT LUMBER	Invoice	03/08/2021	05/24/2021	202.40	202.40	100-40-41403		521	1
176613	1	176613 ASPHALT DIRT LUMBER	Invoice	03/23/2021	05/24/2021	376.40	376.40	100-40-41403		521	1
177647	1	177647 ASPHALT DIRT LUMBER	Invoice	04/05/2021	05/24/2021	584.40	584.40	100-40-41403		521	1
179211	1	179211 ASPHALT DIRT LUMBER	Invoice	04/19/2021	05/24/2021	253.80	253.80	100-40-41403		521	1
179225	1	179225 ASPHALT DIRT LUMBER	Invoice	04/19/2021	05/24/2021	58.00	58.00	100-40-41403		521	1
179239	1	179239 ASHPALT DIRT LUMBER	Invoice	04/19/2021	05/24/2021	382.40	382.40	100-40-41403		521	1
Total 401 OHIO GULCH TRANSFER STATION:						1,857.40	1,857.40				
50298 O'REILLY AUTO PARTS											
4635-1	1	4635-156603 SEALED BEAM	Invoice	04/07/2021	05/24/2021	6.21	6.21	100-40-41405		521	1
4635-1	1	4635-156928 ORANGE GSKT KT	Invoice	04/08/2021	05/24/2021	11.01	11.01	100-40-41415		521	1
Total 50298 O'REILLY AUTO PARTS:						17.22	17.22				
6217 OVERDRIVE											
03040C	1	03040CO21226713	Invoice	05/14/2021	05/24/2021	312.98	312.98	100-45-41549	20.45.0005.1	521	1
Total 6217 OVERDRIVE:						312.98	312.98				
520 PACIFIC STEEL & RECYCLING											
591385	1	7591385 23' PIPE, TUBE RL	Invoice	04/05/2021	05/24/2021	730.28	730.28	100-40-41405		521	1
Total 520 PACIFIC STEEL & RECYCLING:						730.28	730.28				
50475 Piping Hot Plumbing and Heating											
1912	1	Inv # 1912 installation of new corregated stainless ste	Invoice	05/11/2021	05/24/2021	1,821.00	1,821.00	160-56-41549	18.55.0003.1	521	1

Invoice Number	Sequence Number	Description	Type	Invoice Date	Due Date	Invoice Amount	Net Invoice Check Amount	GL Account Number	Job Number	GL Period	Separate Check
Total 50475 Piping Hot Plumbing and Heating:						1,821.00	1,821.00				
8586 POGUE, RICHARD											
P&Z ST	1	P&Z Stipend 05/03/2021	Invoice	05/03/2021	05/24/2021	56.25	56.25	100-10-41313		521	1
P&Z ST	2	P&Z Stipend	Invoice	05/03/2021	05/24/2021	28.12	28.12	200-10-41313		521	1
P&Z ST	3	P&Z Stipend 2	Invoice	05/03/2021	05/24/2021	28.13	28.13	210-10-41313		521	1
P&Z ST	1	P&Z Stipend 05/13/2021 and 05/17/2021	Invoice	05/13/2021	05/24/2021	112.50	112.50	100-10-41313		521	1
P&Z ST	2	P&Z Stipend	Invoice	05/13/2021	05/24/2021	56.24	56.24	200-10-41313		521	1
P&Z ST	3	P&Z Stipend 2	Invoice	05/13/2021	05/24/2021	56.26	56.26	210-10-41313		521	1
Total 8586 POGUE, RICHARD:						337.50	337.50				
50360 R.D. CONSTRUCTION											
05/12/2	1	5/12/21 WINDOW REPAIR/CARPENTRY - SCAFFO	Invoice	05/12/2021	05/24/2021	66.66	66.66	100-42-41413		521	1
05/12/2	2	5/12/21 WINDOW REPAIR/CARPENTRY - SCAFFO	Invoice	05/12/2021	05/24/2021	66.67	66.67	200-42-41413		521	1
05/12/2	3	5/12/21 WINDOW REPAIR/CARPENTRY - SCAFFO	Invoice	05/12/2021	05/24/2021	66.67	66.67	210-42-41413		521	1
Total 50360 R.D. CONSTRUCTION:						200.00	200.00				
2849 ROAD WORK AHEAD CONSTRUCTION SUPPLY											
49847	1	49847 MASTIC B	Invoice	05/11/2021	05/24/2021	3,835.00	3,835.00	100-40-41403		521	1
Total 2849 ROAD WORK AHEAD CONSTRUCTION SUPPLY:						3,835.00	3,835.00				
6341 RYBAK, ESTHER											
CRE. R	1	CR. REF. - 230 CARBONATE DR HPTHE4	Invoice	05/07/2021	05/24/2021	59.43	59.43	100-00-15110		521	1
Total 6341 RYBAK, ESTHER:						59.43	59.43				
1608 SAFETY SUPPLY & SIGN											
176555	1	176555 SIGNAGE	Invoice	04/13/2021	05/24/2021	647.88	647.88	100-40-41403		521	1
176559	1	176559 SIGNAGE	Invoice	04/13/2021	05/24/2021	50.29	50.29	100-40-41403		521	1
176603	1	176603 SIGNAGE	Invoice	04/16/2021	05/24/2021	53.69	53.69	100-40-41403		521	1
Total 1608 SAFETY SUPPLY & SIGN :						751.86	751.86				
214 SAWTOOTH WOOD PRODUCTS											
000012	1	0000125423 ASPHALT CUTTER	Invoice	04/05/2021	05/24/2021	166.76	166.76	100-40-41405		521	1

Invoice Number	Sequence Number	Description	Type	Invoice Date	Due Date	Invoice Amount	Net Invoice Check Amount	GL Account Number	Job Number	GL Period	Separate Check
Total 214 SAWTOOTH WOOD PRODUCTS:						166.76	166.76				
4330 SCANLON, OWEN											
P&Z ST	1	P&Z Stipend 05/03/2021	Invoice	05/03/2021	05/24/2021	56.25	56.25	100-10-41313		521	1
P&Z ST	2	P&Z Stipend	Invoice	05/03/2021	05/24/2021	28.12	28.12	200-10-41313		521	1
P&Z ST	3	P&Z Stipend 2	Invoice	05/03/2021	05/24/2021	28.13	28.13	210-10-41313		521	1
P&Z ST	1	P&Z Stipend 05/13/2021 and 05/17/2021	Invoice	05/13/2021	05/24/2021	112.50	112.50	100-10-41313		521	1
P&Z ST	2	P&Z Stipend	Invoice	05/13/2021	05/24/2021	56.24	56.24	200-10-41313		521	1
P&Z ST	3	P&Z Stipend 2	Invoice	05/13/2021	05/24/2021	56.26	56.26	210-10-41313		521	1
Total 4330 SCANLON, OWEN:						337.50	337.50				
1098 SENTINEL FIRE & SECURITY											
64902	1	64902 QUARTERLY MONITORING - CITY HALL	Invoice	05/01/2021	05/24/2021	14.00	14.00	100-42-41413		521	1
64902	2	64902 QUARTERLY MONITORING - CITY HALL	Invoice	05/01/2021	05/24/2021	14.00	14.00	200-42-41413		521	1
64902	3	64902 QUARTERLY MONITORING - CITY HALL	Invoice	05/01/2021	05/24/2021	14.00	14.00	210-42-41413		521	1
Total 1098 SENTINEL FIRE & SECURITY :						42.00	42.00				
9560 SILVER CREEK FORD											
CRE. R	1	TENANT DEPOSIT REF - 960 MAIN ST S	Invoice	05/10/2021	05/24/2021	150.00	150.00	200-00-20314		521	1
Total 9560 SILVER CREEK FORD:						150.00	150.00				
5494 SILVER CREEK SUPPLY											
000438	1	0004385231-001 MOUNTING CLIP	Invoice	04/16/2021	05/24/2021	4.00	4.00	100-42-41413		521	1
000438	2	0004385231-001 MOUNTING CLIP	Invoice	04/16/2021	05/24/2021	4.00	4.00	200-42-41413		521	1
000438	3	0004385231-001 MOUNTING CLIP	Invoice	04/16/2021	05/24/2021	4.00	4.00	210-42-41413		521	1
000443	1	0004434939-001 MP ROTATORS WOODSIDE	Invoice	04/27/2021	05/24/2021	74.04	74.04	100-50-41403		521	1
000444	1	0004448513-001 MP ROTATORS WOODSIDE	Invoice	04/29/2021	05/24/2021	29.24	29.24	100-50-41403		521	1
000447	1	0004470124-001 MP ROTATORS WOODSIDE	Invoice	05/04/2021	05/24/2021	75.90	75.90	100-50-41403		521	1
Total 5494 SILVER CREEK SUPPLY:						191.18	191.18				
2739 SIRCHIE											
049168	1	NARK PATROL KIT	Invoice	04/16/2021	05/24/2021	251.60	251.60	100-25-41733		521	1
Total 2739 SIRCHIE :						251.60	251.60				

Invoice Number	Sequence Number	Description	Type	Invoice Date	Due Date	Invoice Amount	Net Invoice Check Amount	GL Account Number	Job Number	GL Period	Separate Check
7002 SMITH, DAN											
P&Z ST	1	P&Z Stipend 05/13/2021 and 05/17/2021	Invoice	05/13/2021	05/24/2021	112.50	112.50	100-10-41313		521	1
P&Z ST	2	P&Z Stipend	Invoice	05/13/2021	05/24/2021	56.24	56.24	200-10-41313		521	1
P&Z ST	3	P&Z Stipend 2	Invoice	05/13/2021	05/24/2021	56.26	56.26	210-10-41313		521	1
Total 7002 SMITH, DAN:						225.00	225.00				
50446 STONE, DUSTIN											
P&Z ST	1	P&Z Stipend 05/03/2021	Invoice	05/03/2021	05/24/2021	56.25	56.25	100-10-41313		521	1
P&Z ST	2	P&Z Stipend	Invoice	05/03/2021	05/24/2021	28.12	28.12	200-10-41313		521	1
P&Z ST	3	P&Z Stipend 2	Invoice	05/03/2021	05/24/2021	28.13	28.13	210-10-41313		521	1
P&Z ST	1	P&Z Stipend 05/17/2021	Invoice	05/13/2021	05/24/2021	56.25	56.25	100-10-41313		521	1
P&Z ST	2	P&Z Stipend	Invoice	05/13/2021	05/24/2021	28.12	28.12	200-10-41313		521	1
P&Z ST	3	P&Z Stipend 2	Invoice	05/13/2021	05/24/2021	28.13	28.13	210-10-41313		521	1
Total 50446 STONE, DUSTIN:						225.00	225.00				
4623 SUMMIT NATIONAL BANK											
2019 C	1	2019 Caterpillar 160M3 AWD Motor Grader	Invoice	05/13/2021	05/24/2021	24,304.20	24,304.20	100-40-41549		521	1
Total 4623 SUMMIT NATIONAL BANK:						24,304.20	24,304.20				
8559 SUN VALLEY AIR SERVICES BOARD											
MARC	1	LOT FOR AIR MARCH 2021	Invoice	05/17/2021	05/24/2021	11,208.53	11,208.53	100-10-41707		521	1
Total 8559 SUN VALLEY AIR SERVICES BOARD:						11,208.53	11,208.53				
4671 SYRINGA NETWORKS LLC											
21MAY	1	21MAY0436 Admin	Invoice	05/01/2021	05/24/2021	62.50	62.50	100-15-41713		521	1
21MAY	2	21MAY0436 Admin	Invoice	05/01/2021	05/24/2021	62.50	62.50	200-15-41713		521	1
21MAY	3	21MAY0436 Admin	Invoice	05/01/2021	05/24/2021	62.50	62.50	210-15-41713		521	1
21MAY	4	21MAY0436 Comm Dev	Invoice	05/01/2021	05/24/2021	187.50	187.50	100-20-41713		521	1
21MAY	5	21MAY0436 PW	Invoice	05/01/2021	05/24/2021	62.50	62.50	100-42-41713		521	1
21MAY	6	21MAY0436 PW	Invoice	05/01/2021	05/24/2021	62.50	62.50	200-42-41713		521	1
21MAY	7	21MAY0436 PW	Invoice	05/01/2021	05/24/2021	62.50	62.50	210-42-41713		521	1
21MAY	8	21MAY0436 PW	Invoice	05/01/2021	05/24/2021	187.50	187.50	100-45-41713		521	1
21MAY	9	21MAY0436 HPD	Invoice	05/01/2021	05/24/2021	850.00	850.00	100-25-41713		521	1
Total 4671 SYRINGA NETWORKS LLC:						1,600.00	1,600.00				

Invoice Number	Sequence Number	Description	Type	Invoice Date	Due Date	Invoice Amount	Net Invoice Check Amount	GL Account Number	Job Number	GL Period	Separate Check
2817 UNITED OIL											
964418	1	964418 FUEL CHARGES PARKS 4.30.21	Invoice	04/30/2021	05/24/2021	96.10	96.10	100-50-41719		521	1
964419	1	Inv # 964419 fuel charges	Invoice	04/30/2021	05/24/2021	291.83	291.83	100-55-41719		521	1
964420	1	HPD GAS	Invoice	04/30/2021	05/24/2021	748.87	748.87	100-25-41719		521	1
964421	1	964421 FUEL CHARGES	Invoice	04/30/2021	05/24/2021	517.90	517.90	100-40-41719		521	1
964423	1	#964423 PUMPED VEHICLE FUEL WW	Invoice	04/30/2021	05/24/2021	658.10	658.10	210-70-41719		521	1
Total 2817 UNITED OIL:						2,312.80	2,312.80				
1216 UPPER CASE PRINTING, INK											
17054	1	# 17054 11x17 Newsletter	Invoice	05/07/2021	05/24/2021	87.75	87.75	100-15-41323		521	1
17054	2	# 17054 11x17 Newsletter	Invoice	05/07/2021	05/24/2021	87.75	87.75	200-15-41323		521	1
17054	3	# 17054 11x17 Newsletter	Invoice	05/07/2021	05/24/2021	87.75	87.75	210-15-41323		521	1
17054	4	# 17054 Trash info	Invoice	05/07/2021	05/24/2021	87.75	87.75	100-15-41323		521	1
17054	5	# 17054 Trash info	Invoice	05/07/2021	05/24/2021	87.75	87.75	200-15-41323		521	1
17054	6	# 17054 Trash info	Invoice	05/07/2021	05/24/2021	87.75	87.75	210-15-41323		521	1
Total 1216 UPPER CASE PRINTING, INK:						526.50	526.50				
2020 VALLEY WIDE COOPERATIVE											
48312/	1	4.15.21 48312/9 SPRAYER	Invoice	04/15/2021	05/24/2021	101.75	101.75	100-40-41405		521	1
Total 2020 VALLEY WIDE COOPERATIVE:						101.75	101.75				
762 VERIZON WIRELESS											
05/01/2	1	MONTHLY CELL PHONE BILL STREETS	Invoice	05/01/2021	05/24/2021	115.93	115.93	100-40-41713		521	1
05/01/2	2	MONTHLY CELL PHONE BILL WATER	Invoice	05/01/2021	05/24/2021	111.83	111.83	200-60-41713		521	1
05/01/2	3	MONTHLY CELL PHONE BILL WASTE WATER	Invoice	05/01/2021	05/24/2021	518.31	518.31	210-70-41713		521	1
05/01/2	4	MONTHLY CELL PHONE BILL Parks	Invoice	05/01/2021	05/24/2021	64.63	64.63	100-50-41713		521	1
05/01/2	5	MONTHLY CELL PHONE BILL Parks only	Invoice	05/01/2021	05/24/2021	69.70	69.70	100-50-41713		521	1
Total 762 VERIZON WIRELESS :						880.40	880.40				
367 WALKER SAND AND GRAVEL											
876346	1	876346 IMPORTED CLEAN FILL	Invoice	04/20/2021	05/24/2021	23.59	23.59	100-40-41403		521	1
877087	1	877087 COMMERCIAL ROADBASE	Invoice	04/21/2021	05/24/2021	334.01	334.01	120-50-41539	18.50.0003.1	521	1
878807	1	878807 COMMERCIAL ROADBASE	Invoice	04/26/2021	05/24/2021	321.64	321.64	120-50-41539	18.50.0003.1	521	1
879566	1	879566 COMMERCIAL ROADBASE	Invoice	04/28/2021	05/24/2021	178.83	178.83	120-50-41539	18.50.0003.1	521	1
880453	1	880453 COMMERCIAL ROADBASE	Invoice	04/29/2021	05/24/2021	148.84	148.84	120-50-41539	18.50.0003.1	521	1
882120	1	882120 3/4" ROADBASE	Invoice	05/04/2021	05/24/2021	429.10	429.10	100-40-41403		521	1

Invoice Number	Sequence Number	Description	Type	Invoice Date	Due Date	Invoice Amount	Net Invoice Check Amount	GL Account Number	Job Number	GL Period	Separate Check
882120	2	882120 3/4" ROADBASE, IMPORTED CLEAN FILL	Invoice	05/04/2021	05/24/2021	274.01	274.01	200-60-41403		521	1
Total 367 WALKER SAND AND GRAVEL:						1,710.02	1,710.02				
368 WESTERN STATES CAT											
IN0016	1	IN001645688 BRUSH, BRUSH PL	Invoice	05/07/2021	05/24/2021	1,327.20	1,327.20	100-40-41403		521	1
Total 368 WESTERN STATES CAT :						1,327.20	1,327.20				
817 WOODSIDE R.V. CENTER											
264050	1	2464050 BEARINGS JIMMY'S GARDEN	Invoice	04/08/2021	05/24/2021	51.00	51.00	100-50-41403		521	1
Total 817 WOODSIDE R.V. CENTER :						51.00	51.00				
Total :						253,681.43	253,681.43				
Grand Totals:						253,681.43	253,681.43				

Summary by General Ledger Account Number

GL Account Number	Debit	Credit	Net
100-00-15110	247.16	.00	247.16
100-00-20325	11,042.22	.00	11,042.22
100-00-20515	103,389.43	.00	103,389.43
100-10-41313	731.25	.00	731.25
100-10-41707	26,583.53	.00	26,583.53
100-10-41717	384.73	.00	384.73
100-15-41126	129.24	.00	129.24
100-15-41215	119.92	.00	119.92
100-15-41319	391.37	.00	391.37
100-15-41323	770.93	.00	770.93
100-15-41515	.00	456.00-	456.00-
100-15-41713	64.32	.00	64.32
100-20-41126	265.86	.00	265.86
100-20-41319	968.16	.00	968.16
100-20-41323	69.00	.00	69.00

Summary by General Ledger Account Number

GL Account Number	Debit	Credit	Net
100-20-41711	69.99	161.28-	91.29-
100-20-41713	189.32	.00	189.32
100-25-41126	1,528.68	.00	1,528.68
100-25-41215	1.99	.00	1.99
100-25-41411	102.58	.00	102.58
100-25-41417	200.20	.00	200.20
100-25-41713	1,084.81	.00	1,084.81
100-25-41717	247.77	.00	247.77
100-25-41719	748.87	.00	748.87
100-25-41723	375.00	.00	375.00
100-25-41724	869.00	.00	869.00
100-25-41733	251.60	.00	251.60
100-40-41313	100.00	.00	100.00
100-40-41319	181.60	.00	181.60
100-40-41403	9,199.04	.00	9,199.04
100-40-41405	2,384.75	238.98-	2,145.77
100-40-41415	72.31	.00	72.31
100-40-41423	488.52	.00	488.52
100-40-41549	24,304.20	.00	24,304.20
100-40-41713	236.45	.00	236.45
100-40-41715	7.40	.00	7.40
100-40-41717	122.63	.00	122.63
100-40-41719	517.90	.00	517.90
100-40-41775	166.91	.00	166.91
100-42-41215	.00	194.66-	194.66-
100-42-41413	787.99	.00	787.99
100-42-41713	258.99	.00	258.99
100-45-41126	642.49	.00	642.49
100-45-41215	124.90	.00	124.90
100-45-41549	1,364.44	.00	1,364.44
100-45-41713	439.50	83.16-	356.34
100-50-41126	132.93	.00	132.93
100-50-41319	690.00	.00	690.00
100-50-41403	459.87	.00	459.87
100-50-41617	439.29	.00	439.29
100-50-41703	169.18	.00	169.18
100-50-41707	1,200.00	.00	1,200.00
100-50-41713	134.33	.00	134.33

Summary by General Ledger Account Number

GL Account Number	Debit	Credit	Net
100-50-41717	155.52	.00	155.52
100-50-41719	96.10	.00	96.10
100-55-41213	21.85	.00	21.85
100-55-41217	305.28	.00	305.28
100-55-41219	78.76	.00	78.76
100-55-41415	21.78	.00	21.78
100-55-41703	150.00	.00	150.00
100-55-41711	36.70	.00	36.70
100-55-41713	1.82	.00	1.82
100-55-41717	69.00	.00	69.00
100-55-41719	291.83	.00	291.83
100-55-41724	139.00	.00	139.00
120-50-41539	4,803.94	.00	4,803.94
160-55-41185	8,000.00	.00	8,000.00
160-56-41549	5,737.81	.00	5,737.81
200-00-20314	206.79	.00	206.79
200-10-41313	365.56	.00	365.56
200-15-41126	129.24	.00	129.24
200-15-41215	119.92	.00	119.92
200-15-41319	606.41	.00	606.41
200-15-41323	770.93	.00	770.93
200-15-41515	.00	456.00-	456.00-
200-15-41713	64.32	.00	64.32
200-42-41215	.00	194.67-	194.67-
200-42-41413	788.02	.00	788.02
200-42-41713	258.99	.00	258.99
200-60-41126	509.56	.00	509.56
200-60-41213	140.00	.00	140.00
200-60-41313	8,583.50	229.00-	8,354.50
200-60-41319	33.12	.00	33.12
200-60-41325	126.49	.00	126.49
200-60-41403	3,850.27	.00	3,850.27
200-60-41405	29.99	.00	29.99
200-60-41415	458.36	20.80-	437.56
200-60-41547	1,415.00	.00	1,415.00
200-60-41703	19.99	.00	19.99
200-60-41713	324.04	.00	324.04
200-60-41723	60.00	.00	60.00

Summary by General Ledger Account Number

GL Account Number	Debit	Credit	Net
200-60-41775	166.91	.00	166.91
200-60-41795	524.00	.00	524.00
210-10-41313	365.69	.00	365.69
210-15-41126	129.23	.00	129.23
210-15-41215	119.91	.00	119.91
210-15-41319	176.34	.00	176.34
210-15-41323	770.94	.00	770.94
210-15-41515	.00	456.00-	456.00-
210-15-41713	64.32	.00	64.32
210-42-41215	.00	194.67-	194.67-
210-42-41413	788.01	.00	788.01
210-42-41713	258.99	.00	258.99
210-70-41126	398.79	.00	398.79
210-70-41213	60.00	.00	60.00
210-70-41313	172.50	.00	172.50
210-70-41319	33.12	.00	33.12
210-70-41325	716.49	.00	716.49
210-70-41421	46.80	.00	46.80
210-70-41423	117.31	.00	117.31
210-70-41703	23.96	.00	23.96
210-70-41713	519.22	.00	519.22
210-70-41719	675.09	.00	675.09
210-70-41775	166.91	.00	166.91
220-65-41403	15,849.68	.00	15,849.68
Grand Totals:	256,366.65	2,685.22-	253,681.43

Summary by General Ledger Posting Period

GL Posting Period	Debit	Credit	Net
05/21	256,366.65	2,685.22-	253,681.43
Grand Totals:	256,366.65	2,685.22-	253,681.43

Summary by General Ledger Posting Period

GL Posting Period	Debit	Credit	Net

Return to Agenda

AGENDA ITEM SUMMARY

DATE: 5/21/2021 **DEPARTMENT:** Treasurer **DEPT. HEAD SIGNATURE:** BS_____

SUBJECT:

Treasurer's Reports – Unaudited Treasurer's Reports for the month of March, 2021.

AUTHORITY: ☐ ID Code 50-1011 ☐ IAR _____ ☐ City Ordinance/Code _____
(IFAPPLICABLE)

BACKGROUND/SUMMARY OF ALTERNATIVES CONSIDERED:

Financial Statements for the month of April 2021 in "Snapshot" format follow.

Cash Flow Analysis for the past four years through April of each year.

Year to Date LOT receipts for the month of April (September-March sales and rentals) seem to have bounded from the COVID-19 effect. YTD April 2021 receipts are now UP 0.17% from last year, off only 1.66% from FYE 19, up 6.67% from FY18, up 7.738% from FYE17, increased 21.01% from FYE16, up 37.1% from FYE 15, 55.2% better than FYE 14, 57.54% better than FYE 13 and 66.257% stronger than FYE12. The reports submitted to Sun Valley Air Services are included as is the category report. The Chamber's reports for April are also attached.

Development Impact Fees Cash Flow report is attached.

Investment Report is included. LGIP interest for April has dropped to 0.184%.

FISCAL IMPACT / PROJECT FINANCIAL ANALYSIS:

Budget Line Item #_____ YTD Line Item Balance $_____
Estimated Hours Spent to Date: _____ Estimated Completion Date: _____
Staff Contact: _____ Phone # _____
Comments:

ACKNOWLEDGEMENT BY OTHER AFFECTED CITY DEPARTMENTS: (IFAPPLICABLE)

___	City Attorney	___	Clerk / Finance Director	___	Engineer	___	Building
___	Library	___	Planning	___	Fire Dept.	___	_____
___	Safety Committee	___	P & Z Commission	___	Police	___	_____
___	Streets	___	Public Works, Parks	___	Mayor	___	_____

RECOMMENDATION FROM APPLICABLE DEPARTMENT HEAD:

Feel free to contact me if you have any questions; please approve as consent agenda item.

FOLLOW-UP REMARKS:*

CITY OF HAILEY SNAPSHOT OF REVENUE, EXPENSES, FUND BALANCE AND LIQUID ASSETS

as of 4/30/2021

	General Fund		Water Fund		Waste Water		Water Replacement		Waste Water Repl	
	YTD	Budget	YTD	Budget	YTD	Budget	YTD	Budget	YTD	Budget
Revenue*	3,946,051	5,618,064	568,812	1,706,473	1,301,994	2,050,000	343,362	141,720	225,174	82,160
Legislative	121,373	241,625								
Finance	200,739	336,035								
Comm Dev	221,925	393,057								
Police	925,789	1,546,782								
Streets	603,298	1,422,874								
Public Works	53,312	106,449								
Library	321,057	558,007								
Parks	146,014	421,937								
Fire	272,382	591,298								
Departmental Expenses	2,865,889	5,618,064	815,395	2,149,310	899,869	2,802,139	44,737	252,000	-	523,000
Net Revenue over Expenses	1,080,162	0	(246,583)	(442,837)	402,125	(752,139)	298,625	(110,280)	225,174	(440,840)
Fund Balance** at 9/30/2020	2,657,838	2,657,838	3,668,227	3,668,227	3,834,393	3,834,393	2,774,968	2,774,968	1,684,223	1,684,223
Change in Fund Balance	1,080,162	0	(246,583)	(442,837)	402,125	(752,139)	298,625	(110,280)	225,174	(440,840)
Fund Balance YTD	3,738,000	2,657,838	3,421,644	3,225,390	4,236,518	3,082,254	3,073,593	2,664,688	1,909,397	1,243,383
CASH IN BANKS										
Cash in Combined Checking	(364,419)		(11,667)		141,871		259,414		121,491	
LGIP	4,010,280		3,035,236		2,315,400		2,908,568		1,922,463	
LGIP	15,642		196,316		612,352					
LGIP	32,068				840,627					
				-						
				-						

* For Revenue detail, please see ***General Fund Cash Flow Comparison*** .

** Cash Fund Balance, does not include depreciable assets in proprietary funds. Unaudited.

CASH FLOW ANALYSIS FOR FIRST SEVEN MONTHS OF FISCAL YEAR

		FYE 21		FYE 20		FYE 19		FYE 18	
GENERAL FUND REVENUE		CURRENT YEAR		PREVIOUS YEAR		PREVIOUS YEAR		PREVIOUS YEAR	
Acct No	Account Description	at 4/30/2021	Budget	at 4/30/2020	Budget	at 4/30/19	Amd Budget	at 4/30/2018	Budget
100-00-31001	Property Taxes from County	1,718,053	2,785,514	1,615,246	2,670,063	1,542,835	2,569,002	1,536,237	2,449,925
100-00-31009	Prop Repl/Ag Exempt thru county (prev sales tax thru Co)	10,763	-	102,561	185,969	93,659	164,614	84,900	154,592
100-00-31910	Penalties & Interest On Taxes	3,506	14,500	2,563	14,120	15,761	14,120	7,337	14,817
100-00-31911	Motor Vehicle Fines through Co	33,792	85,000	44,698	100,000	24,128	50,000	20,034	50,000
100-00-32205	Alcohol Catering Licenses	-	1,000	100	3,500	80	4,000	160	4,000
100-00-32209	Police Security	-	500						0
100-00-32210	Building Permits	233,483	225,000	90,331	250,000	88,121	301,912	76,405	262,500
100-00-32211	Business Licenses	13,840	30,000	14,023	43,000	17,395	42,500	13,475	45,000
100-00-32212	HPD Traffic School & Muni Code Viol (205)	315		265	0	35	0	120	4,000
100-00-32213	Business Licenses - LOT	341,585	390,745	336,070	648,300	347,210	621,300	320,215	615,300
100-00-32215	Donations-Fireworks	2,425	7,500		15,000	25	15,000	100	15,000
100-00-32216	Donations- Miscellaneous	4,217	10,000	14,258	25,000	21,686	28,100	26,919	25,000
100-00-32220	Encroachment Permits	4,950	8,000	2,525	14,000	2,900	13,742	1,550	13,088
100-00-32230	Franchises-Cable T.V.	42,321	80,000	38,757	79,583	38,521	79,583	39,176	79,583
100-00-32234	Banner Fees	703	4,000	2,550	5,000	3,200	6,000	2,600	7,000
100-00-32235	Franchise Fees-Idaho Power	146,316	188,000	117,443	185,900	46,678	65,900	48,519	60,900
100-00-32236	Franchises-Intermountain Gas	53,141	66,700	51,074	73,500	49,723	73,500	25,333	73,500
100-00-32237	Rubbish Company Franchise Fees	47,082	78,800	47,796	76,000	43,019	75,330	42,009	75,330
100-00-32257	Library Fines & Memberships	2,863	10,000	5,612	15,000	7,092	19,000	8,057	18,000
100-00-32260	Library Meeting Room Rentals								
100-00-32265	Park Rental Fees	11,284	10,000	6,524	16,560	5,725	20,000	5,400	20,000
100-00-32266	Hailey Rodeo Park Rental Fees	-	4,000		10,000		19,000	0	19,000
100-00-32273	Property Sales	-			10,000	350	10,000	2,300	5,000
100-00-32280	R. V. Dump Fees	477	1,200	224	1,000		1,000	205	1,000
100-00-32286	Sign and Fence Permits	740	2,000	420	2,500	790	3,000	1,016	4,500
100-00-32290	Fire Dept Permits	14,632	19,000	5,683	21,637	13,511	21,635	5,168	20,607
100-00-32294	Subdivision Inspection Permits	46,610	1,000		2,000	0	2,000	5,568	2,000
100-00-32296	Zoning Applications	27,129	25,000	32,836	29,000	19,310	35,000	30,013	24,000
100-00-32298	Maps, Copies & Postage	5,449	5,000	4,029	10,000	2,366	9,500	7,936	8,000
100-00-32413	Interest Earned	7,644	40,000	31,614	45,000	31,840	40,000	17,929	10,000
100-00-32415	Refunds	58,044	15,000	20,320	20,250	8,702	24,000	12,025	12,000
100-00-32417	Mutual Aid Reimbursements	26,001		0	0	0	0	24,454	20,000
100-00-33510	State Shared Liquor Apport.	106,782	223,285	89,314	202,855	81,142	198,245	79,298	181,838
100-00-33550	*State Shared Sales Tax (Now incl Sales Tax thru Co)*	*369,761*	*648,158*	*272,105*	*543,188*	253,142	*506,954*	*241,293*	*495,062*
100-00-33560	*State Shared Highway Users Fund*	*305,553*	*331,268*	*205,394*	*389,894*	*204,556*	*384,904*	*195,716*	*370,451*
100-00-33570	*State Shared Grant*	*46,395*		*3,900*	*0*	*5,028*		*2,500*	*0*
100-00-34002	Capital Pr (Countryside light to Cap)			0		*0*	*0*		
100-00-34000	Recycling Outreach CCD Contract	7,847	13,330	7,966	12,500	7,170	12,000	7,002	12,000
100-00-34003	Rubbish Bookkeeping Contract	47,082	78,800	47,796	76,000	43,019	75,330	42,010	75,330
100-00-34004	Police Security Contracts	1,645	10,000	4,693	13,500	1,904	3,500	1,904	3,500
100-00-34006	Police Security Contracts-School	191,338	185,764	185,765	185,764	180,354	180,353	175,208	175,100
100-00-34007	Bellevue Marshall's Office								
100-00-34008	Wood River Fire Dept. JOA	12,282	20,000	21,070	92,109	59,618	89,427	49,175	86,822
	GENERAL FUND REVENUE	3,946,051	5,618,064	3,425,524	6,087,692	3,260,594	5,779,451	3,159,266	5,513,745
	Rev. Dif from previous year	**520,527**		**164,930**		**101,328**		86,747	
GENERAL FUND EXPENSES									
	LEGISLATIVE	121,373	241,625	147,707	341,124	142,855	323,320	133,363	296,944
	FINANCE	200,739	336,035	205,052	357,468	198,991	355,511	177,514	324,335
	COMMUNITY DEVELOPMENT	221,925	393,057	215,762	424,437	217,910	424,437	157,612	369,504
	POLICE	925,789	1,546,782	965,978	1,645,838	939,046	1,562,004	916,870	1,521,338
	STREET	603,298	1,422,874	799,204	1,513,633	784,971	1,340,753	508,560	1,309,195
	ENGINEER/PUBLIC WORKS	53,312	106,449	49,224	110,384	41,733	227,110	48,306	95,295
	LIBRARY	321,057	558,007	358,258	593,566	347,418	582,665	323,625	560,574
	PARKS	146,014	421,937	144,186	448,909	116,255	448,909	92,778	435,848
	FIRE	272,382	591,298	257,652	652,333	307,264	634,742	299,578	600,712
	TOTAL EXPENSES	2,865,890	5,618,064	3,143,023	6,087,692	3,096,443	5,899,451	2,658,206	5,513,745
	General Fund Balance	1,080,161	0	282,501	0	164,151	(120,000)	501,060	0
PROPRIETARY FUNDS									
	WATER FUND REVENUE	**568,812**	**1,706,473**	**506,482**	1,766,800	**493,328**	1,674,129	502,949	1,696,629
	WATER FUND EXPENSES	**815,395**	**2,149,310**	**686,515**	3,006,738	**685,311**	3,089,715	576,176	2,134,473
	WATER FUND BALANCE	(246,583)	(442,837)	(180,033)	(1,239,938)	(191,983)	(1,415,586)	(73,227)	(437,844)
	WASTE WATER FUND REVENUE	**1,301,994**	2,050,000	**1,318,452**	2,050,000	**1,189,310**	2,019,875	1,225,139	1,994,875
	WASTE WATER FUND EXPENSES	**899,869**	2,802,139	890,692	2,573,447	**723,324**	2,463,966	826,034	2,376,898
	WASTE WATER FUND BALANCE	402,125	(752,139)	427,760	(523,447)	465,986	(444,091)	399,105	(382,023)
	WATER replacementFUND REVENUE	**343,362**	141,720	80,546	138,640	**65,737**	94,620	66,206	94,620
	WATER replacement FUND EXPENSES	**44,737**	252,000	63,119	123,000	**21,440**	58,460	26,857	58,460
	WATER replacement FUND BALANCE	298,625	(110,280)	17,427	15,640	44,297	36,160	39,349	36,160
	WASTE WATER replacement FUND REVENUE	**225,174**	82,160	**44,597**	82,160	**32,179**	56,260	43,547	56,260
	WASTE WATER replacement FUND EXPENSES	**0**	523,000	0	430,000	**0**	430,000	-	430,000
	WASTE WATER replacement FUND BALANCE	225,174	(440,840)	44,597	(347,840)	32,179	(373,740)	43,547	(373,740)

CITY OF HAILEY LOCAL OPTION TAX RECEIPT AND EXPENDITURE ANALYSIS AND CASH FLOW

4/30/2021

EXPENDITURE DESCRIPTION	MONTH	PAYMENTS	Air Services	HAILEY ICE & CHAMBER	SR CONNECTION & MT RIDES	EMERGENCY SERVICES	TOTAL EXPENSES	1% Air	RECEIPTS	% Chg	LOT BALANCE
ACCUMULATIVE TOTALS THROUGH 9/30/06		$0.00	Board	$0.00		$0.00			$92,718.67		
FISCAL YEAR ENDING 9/30/07	FYE 06	$234,196.00		$10,000.00	$38,000.00	$100,000.00	$382,196.00		$368,300.45		
ACCUMULATIVE TOTALS THROUGH 9/30/07	FYE 07	$234,196.00		$10,000.00	$38,000.00	$100,000.00	$382,196.00		$461,019.12		
FISCAL YEAR ENDING 9/30/08		$294,289.32		$49,343.95	$0.00	$120,000.00	$463,633.27		$376,920.49	2%	
ACCUMULATIVE TOTALS THROUGH 9/30/08		$528,485.32		$59,343.95	$38,000.00	$220,000.00	$845,829.27		$837,939.61		
FISCAL YEAR ENDING 9/30/09		$146,490.24		$74,138.00	$70,000.00	$13,900.00	$304,528.24		$311,640.20	-17.32%	
ACCUMULATIVE TOTALS THROUGH 9/30/09		$674,975.56		$133,481.95	$108,000.00	$233,900.00	$1,150,357.51		$1,149,579.81		
FISCAL YEAR ENDING 9/30/10		$167,474.64		$69,000.00	$75,000.00	$0.00	$311,474.64		$312,734.63	0.35%	$482.29
ACCUMULATIVE TOTALS THROUGH 9/30/10		$842,450.20		$202,481.95	$183,000.00	$233,900.00	$1,461,832.15		$1,462,314.44		
FISCAL YEAR ENDING 9/30/11		$59,700.00		$68,000.00	$75,000.00	$97,300.00	$300,000.00		$324,478.37	3.76%	
ACCUMULATIVE TOTALS THROUGH 9/30/11		$902,150.20		$270,481.95	$258,000.00	$331,200.00	$1,761,832.15		$1,786,792.81		
FISCAL YEAR ENDING 9/30/12		$153,130.03		$61,000.00	$65,000.00	$82,200.00	$361,330.03		$333,327.35	2.73%	
ACCUMULATIVE TOTALS THROUGH 9/30/12		$1,055,280.23		$331,481.95	$323,000.00	$413,400.00	$2,123,162.18		$2,120,120.16		
FISCAL YEAR ENDING 9/30/13		$151,890.15		$61,000.00	$65,000.00	$68,000.00	$345,890.15		$348,890.15	4.67%	
ACCUMULATIVE TOTALS THROUGH 9/30/13		$1,207,170.38		$392,481.95	$388,000.00	$481,400.00	$2,469,052.33		$2,469,010.31		
FISCAL YEAR ENDING 9/30/14		$124,009.66	*$47,409.27*	$61,000.00	$68,000.00	$100,000.00	$400,418.93	*$48,774.97*	$366,634.59	5.09%	
ACCUMULATIVE TOTALS THROUGH 9/30/14		$1,331,180.04	*$47,409.27*	$453,481.95	$456,000.00	$581,400.00	$2,869,471.26	*$48,774.97*	$2,835,644.90		$14,948.61
FISCAL YEAR ENDING 9/30/15		$186,664.65	*$70,087.79*	$61,000.00	$68,000.00	$96,787.24	$482,539.68	*$72,106.78*	$401,126.16	9.41%	
ACCUMULATIVE TOTALS THROUGH 9/30/15		$1,517,844.69	*$117,497.06*	$514,481.95	$524,000.00	$678,187.24	$3,352,010.94	*$120,881.75*	$3,236,771.06		$5,641.87
FISCAL YEAR ENDING 9/30/16		$202,168.97	*$83,129.35*	$61,000.00	$68,000.00	$107,000.00	$521,298.32	$85,524.02	$450,912.25	12.41%	
ACCUMULATIVE TOTALS THROUGH 9/30/16		$1,720,013.66	*$200,626.41*	$575,481.95	$592,000.00	$785,187.24	$3,873,309.26	*$206,405.77*	$3,687,683.31		$20,779.82
FISCAL YEAR ENDING 9/30/17		$239,500.00	*$93,456.19*	$65,000.00	$72,500.00	$138,000.00	$608,456.20	*$96,148.34*	$498,284.09	10.51%	
ACCUMULATIVE TOTALS THROUGH 9/30/17		$1,959,513.66	*$294,082.60*	$640,481.95	$664,500.00	$923,187.24	$4,481,765.46	*$302,554.11*	$4,185,967.40		$6,756.06
FISCAL YEAR ENDING 9/30/18		$295,500.00	*$92,015.49*	$65,000.00	$75,000.00	$89,800.00	$617,315.49	*$94,666.14*	$494,288.47	-0.80%	
ACCUMULATIVE TOTALS THROUGH 9/30/18		$2,255,013.66	*$386,098.09*	$705,481.95	$739,500.00	$1,012,987.24	$5,099,080.95	*$397,220.25*	$4,680,255.87		($21,604.82)
Fire Dept	Oct-18		$8,750.56	$0.00		$6,500.00	$15,250.56	$9,002.63	$47,757.20	10.8%	$19,904.45
Downtown Beautification, Streets Maint	Nov-18	$44,591.67	$6,046.14	$2,880.14		$6,500.00	$60,017.95	$6,220.31	$38,967.98	30.0%	$5,074.79
	Dec-18		$3,549.43	$8,742.74	$19,687.50	$19,500.00	$51,479.67	$3,651.68	$25,984.16	-1.5%	($16,769.04)
Downtown Beautification, Streets Maint	Jan-19	$44,591.67	$7,229.05	$7,618.02		$6,500.00	$65,938.74	$7,437.29	$43,719.48	3.5%	($31,551.01)
	Feb-19		$10,718.55	$2,992.67		$6,500.00	$20,211.22	$11,027.31	$50,838.77	7.8%	$10,103.86
Downtown Beautification, Streets Maint	Mar-19	$44,591.67	$6,970.85	$3,009.94	$19,687.50	$6,500.00	$80,759.96	$7,171.66	$38,039.01	-10.1%	($25,445.43)
	Apr-19		$7,667.27	$2,725.47		$6,500.00	$16,892.74	$9,845.47	$47,135.94	22.6%	$14,643.24
Downtown Beautification, Parks & Streets Maint	May-19	$44,591.67	$11,229.25	$5,571.40		$6,500.00	$67,892.32	$12,103.24	$59,584.50	154.6%	$18,438.66
Fireworks Endowment	Jun-19	$2,500.00	$3,125.87	$9,413.00	$19,687.50	$6,500.00	$41,226.37	$3,215.92	$25,511.95	2.3%	$5,940.16
Downtown Beautification, Parks & Streets Maint	Jul-19	$44,591.67	$7,901.49	$13,816.16		$6,500.00	$72,809.32	$8,129.10	$46,678.74	18.5%	($12,061.32)
Hailey Arts Commission	Aug-19	$8,000.00	$20,509.49	$11,001.78		$6,500.00	$46,011.27	$21,566.24	$88,959.25	24.1%	$52,452.90
Downtown Beautification, Parks & Streets Maint	Sep-19	$44,591.65	$15,274.92	$9,716.18	$19,687.50	$6,500.00	$95,770.25	$16,061.96	$72,955.68	11.8%	$45,700.28
FISCAL YEAR ENDING 9/30/19		$278,050.00	*$108,972.87*	$77,487.50	$78,750.00	$91,000.00	$634,260.37	*$115,432.81*	$586,132.66	18.58%	
ACCUMULATIVE TOTALS THROUGH 9/30/19		$2,533,063.66	*$495,070.95*	$782,969.45	$818,250.00	$1,103,987.24	$5,733,341.32	*$512,653.06*	$5,266,388.53		
Fire Dept	Oct-19		$7,783.07	$0.00		$6,750.00	$14,533.07	$8,184.09	$49,629.98	3.9%	$43,281.00
Downtown Beautification, Streets Maint	Nov-19	$45,758.33	$5,395.91	$3,850.65		$6,750.00	$61,754.89	$5,673.93	$34,437.07	-11.6%	$21,637.11
	Dec-19		$2,966.51	$6,231.98	$20,500.00	$19,750.00	$49,448.49	$3,119.36	$24,500.40	-5.7%	($191.62)
Downtown Beautification, Streets Maint	Jan-20	$45,758.33	$7,759.14	$6,525.61	$4,000.00	$6,750.00	$70,793.09	$8,158.93	$44,021.35	0.7%	($18,804.43)
	Feb-20		$13,029.39	$4,916.22		$6,750.00	$24,695.61	$13,700.73	$57,702.21	13.5%	$27,902.90
Downtown Beautification, Streets Maint	Mar-20	$45,758.33	$9,410.34	$3,458.02	$20,500.00	$6,750.00	$85,876.70	$9,895.21	$48,888.31	28.5%	$809.72
	Apr-20		$4,819.90	$5,104.97		$6,750.00	$16,674.87	$5,068.25	$27,914.10	-40.8%	$17,117.20
Downtown Beautification, Parks & Streets Maint	May-20	$45,758.33	$1,740.59	$4,383.83		$6,750.00	$58,632.75	$1,830.27	$13,399.60	-77.5%	($26,285.68)
Fireworks Endowment	Jun-20	$2,500.00	$1,455.31	$2,562.24	$20,500.00	$6,750.00	$33,767.55	$1,530.29	$15,369.70	-39.8%	($43,153.24)
Downtown Beautification, Parks & Streets Maint	Jul-20	$45,758.33	$4,611.40	$9,783.32		$6,750.00	$66,903.05	$4,849.00	$30,469.96	-34.7%	($74,737.33)
Hailey Arts Commission	Aug-20	$8,000.00	$9,889.59	$7,458.75		$6,750.00	$32,098.34	$10,399.15	$51,620.10	-42.0%	($44,816.42)
Downtown Beautification, Parks & Streets Maint	Sep-20	$45,758.33	$10,735.40	$12,892.48	$20,500.00	$6,750.00	$96,636.21	$11,288.54	$53,916.60	-26.1%	($76,247.50)
FISCAL YEAR ENDING 9/30/20		$285,050.00	*$79,596.56*	$67,168.07	$86,000.00	$94,000.00	$611,814.63	*$83,697.75*	$451,869.38	-22.91%	
ACCUMULATIVE TOTALS THROUGH 9/30/20		$2,818,113.66	*$574,667.51*	$850,137.52	$904,250.00	$1,197,987.24	$6,345,155.94	*$596,350.81*	$5,718,257.91		
Fire Dept	Oct-20		$8,161.52	$3,108.29		$3,712.50	$14,982.31	$8,582.04	$44,232.08	-10.9%	$37,831.81
Downtown Beautification, Streets Maint	Nov-20	$27,057.50	$6,291.79	$8,224.07		$3,712.50	$45,285.86	$6,615.97	$37,760.63	9.7%	$36,922.55
	Dec-20		$2,959.34	$515.00	$15,375.00	$10,862.50	$29,711.84	$3,111.82	$22,965.35	-6.3%	$33,287.88
Downtown Beautification, Streets Maint	Jan-21	$27,057.50	$5,911.95	$11,556.99		$3,712.50	$48,238.94	$6,216.56	$33,081.84	-24.9%	$24,347.34
	Feb-21		$7,403.17	$3,737.56		$3,712.50	$14,853.23	$7,784.62	$43,120.34	-25.3%	$60,399.07
Downtown Beautification, Streets Maint	Mar-21	$27,057.50	$11,394.07	$4,366.36	$15,375.00	$3,712.50	$61,905.43	$11,981.15	$52,428.66	7.2%	$62,903.45
	Apr-21		$11,208.53	$4,702.05		$3,712.50	$19,623.08	$11,786.05	$54,006.19	93.5%	$109,072.60
Downtown Beautification, Parks & Streets Maint	May-21	$27,057.50	*$870.29*	$5,625.00	*$1,000.00*	$3,712.50	$38,265.29	*$915.14*	*$13,399.60*	0.0%	$85,122.04
Fireworks Endowment	Jun-21	$2,500.00	*$727.65*	$5,625.00	$15,375.00	$3,712.50	$27,940.15	*$765.15*	*$15,369.70*	0.0%	$73,316.74
Downtown Beautification, Parks & Streets Maint	Jul-21	$27,057.50	*$2,305.70*	$11,289.68		$3,712.50	$44,365.38	*$2,424.50*	*$30,469.96*	0.0%	$61,845.82
Hailey Arts Commission	Aug-21	$5,200.00	*$4,944.80*	$5,625.00		$3,712.50	$19,482.30	*$5,199.58*	*$51,620.10*	0.0%	$99,183.20
Downtown Beautification, Parks & Streets Maint	Sep-21	$27,057.50	*$5,367.70*	$5,625.00	$15,375.00	$3,712.50	$57,137.70	*$5,644.27*	*$53,916.60*	0.0%	$101,606.36
FISCAL YEAR ENDING 9/30/21		$170,045.00	*$67,546.52*	$70,000.00	$62,500.00	$51,700.00	$421,791.52	*$71,026.84*	$452,371.05	0.11%	
ACCUMULATIVE TOTALS THROUGH 9/30/21		$2,988,158.66	*$642,214.03*	$920,137.52	$966,750.00	$1,249,687.24	$6,766,947.46	*$667,377.65*	$6,170,628.96		

Year-to-date change UP! 0.17% from FY20, down 1.66% from FY19, up 6.67% v FY18, up 7.738% v FY17, +21.01% compared with FY 16, +37.1% compared with FY 15, +55.2% compared with FY 14, up 57.54% when compared with FY 13, +66.257% compared with FY 12 and +75.33% compared with FY11

	Month of L.O.T. Payment to Retail Establishment (City receives in month following payment to business) (at 4/29/19)	Lodging & Rental Cars 3% Tax (8? Businesses)	Short Term Rentals 3% (29 ShortTerm sites) 1/31/2019	1% Air	Alcohol Beverages 2% Tax (15? Businesses)	Restaurant Food 1% Tax (23? Businesses)	Monthly Total	Penalty
	FYE 9/30/2006 (3 months collected in first year)	**$79,998.51**			**$11,959.47**	**$31,274.14**	**$123,232.12**	**$ -**
	FYE 9/30/2007	**$219,816.63**			**$47,957.72**	**$105,888.56**	**$373,662.91**	**$346.34**
	FYE 9/30/2008	**$215,375.75**			**$45,661.79**	**$110,790.35**	**$371,827.89**	**$1,235.36**
	FYE 9/30/2009	**$163,489.38**			**$40,465.86**	**$102,727.58**	**$306,682.82**	**$1,093.57**
	FYE 9/30/2010	**$163,137.76**	***$216.00***		**$43,749.89**	**$104,365.59**	**$311,253.24**	**$587.02**
	FYE 9/30/2011	**$158,010.54**	***$94.84***		**$45,845.48**	**$111,747.96**	**$315,603.98**	**$750.76**
	FYE 9/30/2012	**$170,970.28**	***$258.21***		**$48,144.39**	**$115,899.49**	**$335,014.16**	**$579.20**
	FYE 9/30/2013	**$180,541.81**	***$316.92***		**$48,526.08**	**$119,782.37**	**$348,850.26**	**$655.81**
			Short Term Lodging	**1% Air**				
	FYE 9/30/2014	**$194,566.46**	***$468.95***	**$54,810.31**	**$49,229.77**	**$123,960.08**	**$422,566.62**	**$841.58**
	FYE 9/30/2015	**$217,876.99**	***$797.14***	**$72,625.66**	**$51,644.80**	**$133,652.48**	**$475,799.93**	**$1,330.55**
	FYE 9/30/2016	**$259,269.30**	**$3,595.75**	**$87,358.03**	**$53,085.08**	**$140,659.83**	**$543,967.99**	**$2,191.42**
	October	$11,324.80	$198.69	$3,841.16	$4,716.23	$11,768.22	$31,849.10	$225.45
	November	$10,679.94	$254.88	$3,644.94	$3,724.29	$9,652.70	$27,956.75	$185.97
	December	$19,895.63	$1,213.96	$7,036.53	$5,231.50	$12,088.16	$45,465.78	$23.27
2017	January	$33,836.28	$104.25	$11,313.51	$4,484.51	$11,058.08	$60,796.63	$32.72
	February	$25,161.36	$141.54	$8,434.30	$4,314.73	$10,765.56	$48,817.49	$673.49
	March	$21,701.41	$961.64	$7,554.35	$4,559.88	$11,445.78	$46,223.05	$78.86
	April	$11,793.08	$118.68	$3,970.59	$3,720.34	$10,376.46	$29,979.14	$282.05
	May	$8,837.87	$57.39	$2,965.09	$3,984.51	$11,607.10	$27,451.95	$83.13
	June	$21,378.98	*$669.73*	$7,349.57	$4,472.98	$14,092.52	$47,963.77	$22.68
	July	$49,282.56	*$103.56*	$16,462.04	$6,839.39	$15,014.21	$87,701.76	$141.09
	August	$45,215.11	$488.14	$15,234.42	$5,536.84	$15,270.28	$81,744.78	$176.94
	September	$23,426.65	$644.48	$8,023.71	$4,400.50	$12,732.48	$49,227.81	$18.68
	FYE 9/30/2017	**$282,533.65**	**$4,956.92**	**$95,830.19**	**$55,985.70**	**$145,871.55**	**$585,178.01**	**$1,944.33**
	October	$12,988.91	$172.92	$4,387.28	$4,525.47	$12,148.44	$34,223.01	$44.89
	November	$13,559.97	$197.58	$4,585.85	$3,914.71	$9,882.57	$32,140.68	$349.44
	December	$21,141.61	$915.13	$7,352.25	$5,436.18	$12,984.48	$47,829.64	$116.77
2018	January	$31,381.81	$333.41	$10,571.74	$4,578.33	$11,044.17	$57,909.45	$88.10
	February	$25,381.49	$139.28	$8,506.92	$4,201.95	$10,467.08	$48,696.71	$1,106.86
	March	$20,771.12	$759.75	$7,176.96	$4,745.30	$11,400.11	$44,853.24	$137.14
	April	$9,064.41	$27.75	$3,030.72	$3,886.69	$10,391.44	$26,401.01	$58.44
	May	$8,812.25	$197.05	$3,003.10	$4,055.27	$12,397.85	$28,465.51	$43.40
	June	$18,840.85	$1,105.80	$6,648.88	$4,601.51	$15,584.68	$46,781.72	$93.33
	July	$48,472.58	*$1,198.69*	$16,557.09	$6,451.58	$17,049.37	$89,729.30	$75.30
	August	$43,491.36	$973.55	$14,821.64	$5,721.20	$16,205.68	$81,213.42	$33.99
	September	$25,394.34	$1,613.55	$9,002.63	$4,806.37	$14,216.85	$55,033.74	$245.37
	FYE 9/30/2018	**$279,300.67**	**$7,634.44**	**$95,645.04**	**$56,924.56**	**$153,772.72**	**$593,277.43**	**$2,393.03**
	October	$18,292.79	$368.13	$6,220.31	$5,469.98	$13,318.66	$43,669.87	$269.05
	November	$10,896.51	$58.53	$3,651.68	$4,811.53	$11,207.52	$30,625.77	$15.11
	December	$20,800.13	$1,511.72	$7,437.29	$6,460.19	$13,829.14	$50,038.47	$137.19
2019	January	$32,870.60	$211.33	$11,027.31	$5,029.50	$11,561.44	$60,700.18	$29.66
	February	$21,063.91	$451.08	$7,171.66	$4,824.90	$11,120.11	$44,631.66	$42.77
	March	$27,256.53	$2,278.68	$9,845.07	$5,368.46	$12,242.74	$56,991.48	$17.99
	April	$9,929.70	$26,380.04	$12,103.25	$4,450.85	$11,387.12	$64,250.96	$7,948.34
	May	$7,644.11	$2,003.64	$3,215.92	$4,830.71	$12,838.69	$30,533.06	$71.75
	June	$20,901.14	$3,486.14	$8,129.10	$5,031.59	$15,060.67	$52,608.64	$310.27
	July	$57,989.05	*$6,709.70*	$21,566.25	$7,181.72	$20,310.42	$113,757.13	$123.52
	August	$44,705.32	$3,480.55	$16,061.96	$6,714.25	$17,884.31	$88,846.38	**$197.30**
	September	$22,295.90	$2,256.38	$8,184.09	$5,136.02	$15,449.02	$53,321.41	$378.19
	FYE 9/30/2019	**$294,645.69**	**$49,195.91**	**$114,613.87**	**$65,309.70**	**$166,209.84**	**$689,975.01**	**$9,541.14**
	October	$15,224.85	$1,796.93	$5,673.93	$4,557.55	$13,560.64	$40,813.89	$126.89
	November	$7,551.53	$1,806.54	$3,119.36	$3,911.87	$10,914.86	$27,304.15	$44.06
	December	$22,362.10	$2,114.69	$8,158.93	$5,403.69	$13,594.32	$51,633.72	$72.83
2020	January	$38,923.22	$2,178.98	$13,700.74	$4,912.46	$12,584.29	$72,299.69	$551.40
	February	$26,500.10	$3,185.54	$9,895.21	$5,028.10	$12,229.04	$56,837.99	$21.41
	March	$14,645.72	$559.02	$5,068.25	$2,235.66	$7,178.51	$29,687.15	$95.65
	April	$5,472.20	$18.60	$1,830.27	$187.50	$6,084.74	$13,593.30	$12.74
	May	$4,502.03	$88.84	$1,530.29	$994.85	$9,144.26	$16,260.27	$26.46
	June	$11,987.72	$2,559.27	$4,849.00	$2,880.27	$12,696.92	$34,973.18	$28.11
	July	$27,193.57	$4,003.88	$10,399.15	$4,220.99	$16,523.54	$62,341.12	$13.86
	August	$31,339.07	$2,526.55	$11,288.54	$3,902.45	$15,464.72	$64,521.32	$8.41
	September	$22,799.80	$2,946.32	$8,582.04	$3,682.41	$15,586.28	$53,596.85	$46.18
	FYE 9/30/2020	**$228,501.89**	**$23,785.15**	**$84,095.68**	**$41,917.80**	**$145,562.12**	**$523,862.63**	**$1,048.00**
	October	$17,058.77	$2,789.14	$6,615.97	$3,349.23	$13,613.03	$43,426.13	
	November	$9,113.39	$222.08	$3,111.82	$2,362.70	$11,000.38	$25,810.37	$79.75
	December	$14,755.91	$3,893.78	$6,216.56	$2,895.36	$12,343.54	$40,105.15	$20.33
2021	January	$19,857.78	$3,496.07	$7,784.62	$3,018.23	$12,607.80	$46,764.49	$328.07
	February	$33,270.92	$2,672.54	$11,981.16	$3,178.46	$12,483.79	$63,586.87	$35.19
	March	$30,820.76	$4,537.39	$11,786.05	$4,195.76	$13,489.45	$64,829.40	$129.39
	FYE 9/30/2021	**$124,877.53**	**$17,610.98**	**$47,496.17**	**$18,999.74**	**$75,537.99**	**$284,522.41**	**$592.73**
	GRAND TOTAL SINCE INCEPTION	$2,945,077.59	$108,931.21	$652,474.94	$668,761.89	$1,758,946.05	$6,132,039.61	$24,971.74

CASH FLOW of 1% LOT for FYE 21 (October - September revenues and reciept of funds)

HAILEY		FY20 Budget BED/CAR3%	FY20 Budget BED/CAR1%	FY20 Budget Bud net	FY20 Actual BED/CAR3%	FY20 Actual BED/CAR1%	FY21 Budget BED/CAR3%	FY21 Budget BED/CAR1%	FY21 Budget Bud net	FY21 Actual BED/CAR3%	FY21 Actual BED/CAR1%	MINUS COST	NET	AMOUNT PAID ASB
OCT		14,000.00	4,666.67	4,438.00	17,021.79	5,673.93	5,000.00	1,666.67	1,585.00	19,847.91	6,615.97	(324.18)	6,291.79	
Adj from undern		3,486.18	1,162.05		1,162.05	1,162.05		-	-			0.00	0.00	
NOV		14,000.00	4,666.67	4,438.00	9,358.07	3,119.36	5,000.00	1,666.67	1,585.00	9,335.47	3,111.82	(152.48)	2,959.34	
DEC		23,000.00	7,666.67	7,291.00	24,476.79	8,158.93	7,000.00	2,333.33	2,219.00	18,649.69	6,216.56	(304.61)	5,911.95	
JAN		32,000.00	10,666.67	10,144.00	41,102.20	13,700.73	13,000.00	4,333.33	4,121.00	23,353.85	7,784.62	(381.45)	7,403.17	
FEB		26,000.00	8,666.67	8,242.00	29,685.64	9,895.21	11,500.00	3,833.33	3,645.50	35,943.46	11,981.15	(587.08)	11,394.08	
MAR		26,000.00	8,666.67	8,242.00	15,204.74	5,068.25	11,500.00	3,833.33	3,645.50	35,358.15	11,786.05	(577.52)	11,208.53	
APR		9,300.00	3,100.00	2,948.10	5,490.80	1,830.27	5,000.00	1,666.67	1,585.00			0.00	0.00	
MAY		9,200.00	3,066.67	2,916.40	4,590.87	1,530.29	5,000.00	1,666.67	1,585.00			0.00	0.00	
JUNE		22,000.00	7,333.33	6,974.00	14,546.99	4,849.00	5,000.00	1,666.67	1,585.00			0.00	0.00	
JULY		52,000.00	17,333.33	16,484.00	31,197.45	10,399.15	13,000.00	4,333.33	4,121.00			0.00	0.00	
AUG		46,000.00	15,333.33	14,582.00	33,865.62	11,288.54	13,000.00	4,333.33	4,121.00			0.00	0.00	
SEPT		29,500.00	9,833.33	9,351.50	25,746.12	8,582.04	11,000.00	3,666.67	3,487.00			0.00	0.00	
												0	0	
												0	0	
												0	0	
Total		306,486.18	102,162.05	96,051.00	253,449.13	85,257.74	105,000.00	35,000.00	33,285.00	142,488.53	47,496.18	(2,327.31)	45,168.86	0.00
			97,156.11											

PAYABLE: SUN VALLEY AIR SERVICES BOARD

ACCOUNT CODE: 100-10-41707

email Kathleen kschwartzenberger@ketchumidaho.gov

and Eric EBertovich@KetchumIdaho.org

-
-
-
-

	OCT	NOV	DEC	JAN	FEB	MAR	APR	MAY	JUNE	JULY	AUG	SEP	TOTAL	Budgeted
Visitor Inquiries:														Yet to expend
Total Number of Members	375	375	375	380	384	386	386						2,661	
E-mails answered	222	203	176	165	153	213	197						1,329	
Visitor Count	165	85	87	115	114	13	153						732	
Phone Inquiries	112	116	123	111	87	133	111						793	
Relocation Packets/Information	6	7	5	6	5	10	20						59	
Referrals to Local Businesses	107	92	137	129	137	211	222						1,035	
Press Releases/Articles	22	17	18	13	13	14	11						108	
Website Unique Visitors	2,679	2,169	3,109	2,984	2,640	3,018	2,830						19,429	
Website Total Visits	2,746	2,240	3,485	3,068	2,699	3,087	3,432						20,757	
Website Pages	5,875	5,482	5,733	5,592	4,945	5,846	5,894						39,367	
Facebook Posts	15	12	16	13	12	21	15						104	
Facebook Fans	9,904	9,897	9,901	9,887	9,858	9,852	9,835						69,134	
Facebook Engagements	590	539	3,450	377	974	1,523	473						7,926	
Facebook Total Reach	6,684	6,509	46,687	7,296	9,195	13,063	7,153						96,587	
Instagram Followers	601	617	633	650	677	699	707						4,584	
Special Events/ Business Promotion														67,500
Arborfest (May)													-	
Hailey Home and Garden													-	
Skijoring													-	
Fiddler's State Championship													-	
Snow Carving					389.52	210.00							599.52	
5B Father's Day Bash (June)													-	
Halloween Hoopla (October)	cancelled												-	
Holiday Hoopla (December)		cancelled											-	
July 4th Days of the Old West (July)						250.00							250.00	
Memorial Day (May)													-	
Rodeos (July, Aug, Sept)													-	
Sheep Town Drags (June)													-	
Trailing of the Sheep (October)	cancelled												-	
Turkey Trot		4,121.87	296.25										4,418.12	
Promote Hailey/business													-	
Event Insurance							2,598.00						2,598.00	
Copies													-	
Website Updates													-	
Misc./Event supplies		59.09											59.09	
Event Administration/Grant	905.96	1,482.62		172.40	546.75	1,635.10	882.86						5,625.69	
Visitor Center Staffing	2,202.33	2,672.50	2,575.26	3,459.17	3,292.49	2,457.36	3,079.89						19,739.00	
Meeting Travel Expense													-	
Telephone/Internet		94.00	94.00	94.00	94.00	94.00	94.00						564.00	
Computer Exp/Dropbox		11.99	11.99	11.99	11.99	23.98	11.99						83.93	
Brochures and Mailhouse													-	
PPE Equipment			137.42		31.61	31.61							200.64	
TOTAL	**3,108.29**	**8,442.07**	**3,114.92**	**3,737.56**	**4,366.36**	**4,702.05**	**6,666.74**	**-**	**-**	**-**	**-**	**-**	**34,137.99**	67,500.00
													34,137.99	33,362.01

The Chamber- Hailey, Wood River Valley
LOT Transaction Detail
April 2021

Type	Date	Num	Name	Memo	Amount
50050 · Payroll & Benefit Expenses					
50057 · Salary Expense					
50052 · Visitor Services					
Paycheck	04/01/2021	12028	Enderud, Shelley K		120.00
Paycheck	04/15/2021	12029	Jorgenson, Laura B	Direct Deposit	553.50
Paycheck	04/15/2021	12029	Jorgenson, Laura B	Direct Deposit	0.00
Paycheck	04/30/2021	12033	Enderud, Shelley K	Direct Deposit	300.00
Paycheck	04/30/2021	12034	Jorgenson, Laura B	Direct Deposit	486.00
Paycheck	04/30/2021	12034	Jorgenson, Laura B	Direct Deposit	0.00
Paycheck	04/30/2021	12036	Thomas, Denise L		176.00
Total 50052 · Visitor Services					1,635.50
50056 · Executive Director					
Paycheck	04/15/2021	12030	McKenna, Michael W	Direct Deposit	154.40
Paycheck	04/15/2021	12030	McKenna, Michael W	Direct Deposit	772.02
Paycheck	04/30/2021	12035	McKenna, Michael W	Direct Deposit	668.43
Paycheck	04/30/2021	12035	McKenna, Michael W	Direct Deposit	413.79
Total 50056 · Executive Director					2,008.64
50057 · Salary Expense - Other					
Paycheck	04/01/2021	12028	Enderud, Shelley K		0.00
Paycheck	04/01/2021	12028	Enderud, Shelley K		0.00
Paycheck	04/01/2021	12028	Enderud, Shelley K		0.00
Paycheck	04/30/2021	12033	Enderud, Shelley K	Direct Deposit	0.00
Paycheck	04/30/2021	12033	Enderud, Shelley K	Direct Deposit	0.00
Paycheck	04/30/2021	12033	Enderud, Shelley K	Direct Deposit	0.00
Total 50057 · Salary Expense - Other					0.00
Total 50057 · Salary Expense					3,644.14
50060 · Payroll Taxes					
Paycheck	04/01/2021	12028	Enderud, Shelley K		7.44
Paycheck	04/01/2021	12028	Enderud, Shelley K		1.74
Paycheck	04/01/2021	12028	Enderud, Shelley K		0.72
Paycheck	04/01/2021	12028	Enderud, Shelley K		0.99
Paycheck	04/15/2021	12029	Jorgenson, Laura B	Direct Deposit	34.32
Paycheck	04/15/2021	12029	Jorgenson, Laura B	Direct Deposit	8.03
Paycheck	04/15/2021	12029	Jorgenson, Laura B	Direct Deposit	3.32
Paycheck	04/15/2021	12029	Jorgenson, Laura B	Direct Deposit	4.56
Paycheck	04/15/2021	12030	McKenna, Michael W	Direct Deposit	9.57
Paycheck	04/15/2021	12030	McKenna, Michael W	Direct Deposit	47.87
Paycheck	04/15/2021	12030	McKenna, Michael W	Direct Deposit	2.24
Paycheck	04/15/2021	12030	McKenna, Michael W	Direct Deposit	11.19
Paycheck	04/15/2021	12030	McKenna, Michael W	Direct Deposit	0.00
Paycheck	04/15/2021	12030	McKenna, Michael W	Direct Deposit	0.00
Paycheck	04/15/2021	12030	McKenna, Michael W	Direct Deposit	1.27
Paycheck	04/15/2021	12030	McKenna, Michael W	Direct Deposit	6.36
Paycheck	04/30/2021	12033	Enderud, Shelley K	Direct Deposit	18.60
Paycheck	04/30/2021	12033	Enderud, Shelley K	Direct Deposit	4.35
Paycheck	04/30/2021	12033	Enderud, Shelley K	Direct Deposit	1.80
Paycheck	04/30/2021	12033	Enderud, Shelley K	Direct Deposit	2.47
Paycheck	04/30/2021	12034	Jorgenson, Laura B	Direct Deposit	30.13
Paycheck	04/30/2021	12034	Jorgenson, Laura B	Direct Deposit	7.05
Paycheck	04/30/2021	12034	Jorgenson, Laura B	Direct Deposit	2.92
Paycheck	04/30/2021	12034	Jorgenson, Laura B	Direct Deposit	4.00
Paycheck	04/30/2021	12036	Thomas, Denise L		10.91
Paycheck	04/30/2021	12036	Thomas, Denise L		2.56
Paycheck	04/30/2021	12036	Thomas, Denise L		1.05
Paycheck	04/30/2021	12036	Thomas, Denise L		1.45
Paycheck	04/30/2021	12035	McKenna, Michael W	Direct Deposit	41.44
Paycheck	04/30/2021	12035	McKenna, Michael W	Direct Deposit	25.65
Paycheck	04/30/2021	12035	McKenna, Michael W	Direct Deposit	9.69
Paycheck	04/30/2021	12035	McKenna, Michael W	Direct Deposit	6.00
Paycheck	04/30/2021	12035	McKenna, Michael W	Direct Deposit	0.00
Paycheck	04/30/2021	12035	McKenna, Michael W	Direct Deposit	0.00
Paycheck	04/30/2021	12035	McKenna, Michael W	Direct Deposit	5.51

2:43 PM
05/14/21
Accrual Basis

The Chamber- Hailey, Wood River Valley
LOT Transaction Detail
April 2021

Type	Date	Num	Name	Memo	Amount
Paycheck	04/30/2021	12035	McKenna, Michael W	Direct Deposit	3.41
Total 50060 · Payroll Taxes					318.61
Total 50050 · Payroll & Benefit Expenses					3,962.75
50120 · Insurance Exp.					
Bill	04/29/2021		Philadelphia Insuranc...	Event Insurance	2,598.00
Total 50120 · Insurance Exp.					2,598.00
50220 · Telephone & Communications Exp.					
Check	04/27/2021	Debit	Cox Communications		94.00
Total 50220 · Telephone & Communications Exp.					94.00
50230 · Computer & Internet Exp.					
Check	04/09/2021	Debit	DropBox		11.99
Total 50230 · Computer & Internet Exp.					11.99
TOTAL					**6,666.74**

DEVELOPMENT IMPACT FEE CASH FLOW

4/30/2021

REVENUE

	FY8-15	*FYE 16*	*FYE 17*	*FYE 18*	*FYE 19*	*FYE 20*	*FYE 21*	*TOTALS*
		9/30/2016	9/30/2017	9/30/2018	9/30/2019	9/30/2020	4/30/2021	
DIF - PARKS	78,592	2,760	11,600	6,650	10,015	16,736	8,762	135,115
DIF - POLICE	51,620	*9,824*	*217*	-	-	-		61,661
DIF - TRANSP	300,309	91,812	73,123	42,775	115,827	126,801	50,470	801,116
DIF - FIRE	204,131	39,290	22,008	17,663	38,668	29,694	11,470	362,924
DIF - CIP	18,295	4,313	5,638	2,374	10,041	7,686	2,974	51,321
			WiseGuy agr					
	652,946	147,998	112,586	69,462	174,551	180,917	73,676	1,412,137

Int FYE 09	690.37
Int FYE 10	572.52
Int FYE 11	766.40
Int FYE 12	588.57
Int FYE 13	231.40
Int FYE 14	186.99
Int FYE 15	166.25
Int FYE 16	716.45
Int FYE 17	1,008.97
Int FYE 18	2,505.63
Int FYE 19	5,091.73
Int FYE 20	3,037.15
Int FYE 21	492.98
Expenses, actual and proposed thru FY20	(994,679.52)
DIF bal	**433,512.58** Incl interest
Cash in LGIP	205,697.67
Difference	227,814.91

RECAP BY CATEGORY, not including interest

	PARKS	*POLICE*	*TRANSPO*	*FIRE*	*CIP*	*TOTAL*
FEES	135,115	61,661	801,116	362,924	51,321	1,412,137
EXPENSES FYE 08			30,000			30,000
EXPENSES FYE 09,10				18,567		18,567
EXPENSES FYE 11	63,070					63,070
EXPENSES FYE 12	-		135,686	75,563	7,500	218,749
EXPENSES FYE 13	8,224					8,224
EXPENSES FYE 15			45,195		9,500	54,695
EXPENSES FYE 16	12,300	31,981	13,750	27,224		85,255
EXPENSES FYE 17		29,681		134,690		164,371
EXPENSES FYE 18			138,252			138,252
~~**BALANCE to 10/1/18**~~	**51,521**	**(0)**	**438,233**	**106,880**	**34,321**	**630,954**
FY 19 Budgeted Expenses	26,497	-	187,000	-	-	213,497
FY 20 Budgeted Expenses						
FY 21 Budgeted Expenses						
Anticipated Bal 9/30/21	25,024	(0)	251,233	106,880	34,321	417,457

RECAP, WITH PROJECTED SPENDING OF DIF FOR CAPITAL PROJECTS FYE11-21

	PARKS	*POLICE*	*TRANSPO*	*FIRE*	*CIP*	*TOTAL*
Truck/Street Dept			(30,000)			
Skatepark Expansion	(22,070)					
Skatepark Irr. Syst	(21,000)	-			-	
RV Dump Station	(20,000)					
Fire Station Design				(18,567)		
Woodside Roundabout			(180,881)			
Firetruck - used				(75,563)		
R Caplan CIP update					(7,500)	
TischlerBise					(9,500)	
Skatepark	(8,224)					
FY16 Proposed and Spent:						
Snow Plow Wing			(13,750)			
HPD Station		***(25,634)***				
Park Projects	***(12,300)***					
Fire Truck FY 16				***(27,224)***		
Street Projects FY17						
Public Safety Bldg FY17		***(36,027)***		-		
Fire Truck FY 17				***(134,690)***		
~~***Broadford Road Bal CGP***~~			-			
Chipper/Spreader 30% 74K			***(22,325)***			
Balmoral Park complete	***(26,497)***					
PW4P 2nd, Croy FY18			***(115,928)***			
PW4P Myrtle, etc FY19-20			***(187,000)***	-	-	
Total FYE 11-21 (budgeted)	**110,091**	**61,661**	**549,883**	**256,044**	**17,000**	**994,680**

4/30/2021

CITY OF HAILEY INVESTMENT REPORT

FUND	*APR interest*	STATE INV POOL 0.184%	PIPER JAFF	TOTAL
GENERAL (includes Fireworks and PARK)		4,057,990.39		4,057,990.39
CAPITAL PROJECTS		1,055,138.22		1,055,138.22
CAPITAL PROJECTS	DIF Reserve	205,697.67		205,697.67
CAPITAL PROJECTS	Public Art	32,822.69		32,822.69
CAPITAL PROJECTS	Pathways 4 P	233,040.39		233,040.39
SUNBEAM ANNEX DEPOSIT		2,453,833.40		2,453,833.40
RODEO PARK PROPETY TAX RCPTS		64,560.63		64,560.63
WATER REVENUE		3,035,236.36		3,035,236.36
WATER RATE STABILIZATION		196,316.07		196,316.07
WASTE WATER REV		2,315,400.30		2,315,400.30
WASTE WATER BOND RESERVE		612,352.07		612,352.07
WASTE WATER RATE STABILIZATION		840,627.17		840,627.17
WATER REPLACEMENT		2,908,568.02	-	2,908,568.02
WASTE WATER REPLACEMENT		1,922,463.10		1,922,463.10
TOTAL		**19,934,046.48**	**-** -	**19,934,046.48**

Return to Agenda

AGENDA ITEM SUMMARY

DATE: 05/24/2021 **DEPARTMENT:** CDD/PW **DEPT. HEAD SIGNATURE:** LH/BY

SUBJECT: Consideration of a City-initiated infrastructure project pursuant to Hailey Municipal Code, Title 18, Mobility Design, Section 18.04.012, to implement an interim bicycle/pedestrian pathway along River Street, generally between McKercher Blvd and Bullion Street.

AUTHORITY: ☐ ID Code _____ ☐ IAR _____ ☐ City Ordinance/Code _____ (IFAPPLICABLE)

BACKGROUND

River Street planning has been underway since 2013. In October 2017, the City entered into a grant agreement with the Idaho Transportation Department (ITD) and the Local Highway Technical Assistance Council (LHTAC, ITD's project representative) for the River Street Reconstruction Project. This grant is for the central four (4) blocks of River Street, spanning Walnut Street to Galena Street. The project, previously scheduled for 2024, has now been pushed back to 2026; however, ITD has stated that there is the possibility that funding will be available earlier than 2026.

Concurrently, the Hailey Urban Renewal Agency has been analyzing how to accomplish the completion of River Street. The Agency plans to both contribute funds toward the central four blocks, and also tackle the portions of the street outside of the grant area. The Urban Renewal Agency has retained a financial advisor, and will likely go out for a bond in the next several years to assist the City in completing the central 4-block section. While the actual cost estimate for the central four blocks will be completed this fall, it has been preliminarily estimated at approximately $800,000 per block. Note that urban renewal bonding capacity would not allow the full design to be completed for the entire length of River Street if that cost estimate is accurate, so various alternate design ideas are being explored.

In the interim, the Urban Renewal Agency has voted to expend $600,000 towards an interim bike path along the northerly section of River Street. This project includes an approximately five-foot (5') to ten-foot (10') wide asphalt bicycle/pedestrian pathway, generally located adjacent to the River Street right of way or existing curb lines; existing parking within the River Street right of way to be relocated; related paving and drainage improvements; portions of new asphalt; asphalt striping. The pathway will be constructed on both the east and west sides of River Street, generally north of Bullion. Drawings are attached to this report. Construction is anticipated to commence in the summer of 2021, but not all construction will occur this year. For example, the area where River Street intersects McKercher will occur next year.

Maintenance costs will need to be discussed at a subsequent meeting, primarily the issue of winter snow plowing.

Capital projects such as this fall under Hailey Municipal Code Title 18, Mobility, and require approval by the City Council.

If the Council grants preliminary approval to this project tonight, staff plans to contact (letter and door hang) all adjacent property owners, and be available for individual meetings. Staff could report back to the Council on this outreach and for a final approval on June 14, 2021.

Attachments to this Report:

1) Drawings showing River Street Interim Improvements

FISCAL IMPACT / PROJECT FINANCIAL ANALYSIS: Caselle #_____
Budget Line Item #_____ YTD Line Item Balance $_____
Estimated Hours Spent to Date: _____ Estimated Completion Date: _____
Staff Contact: _____ Phone # _____
Comments:

ACKNOWLEDGEMENT BY OTHER AFFECTED CITY DEPARTMENTS: (IFAPPLICABLE)

☐	City Administrator	☐	Library	☐	Benefits Committee
☐	City Attorney	☐	Mayor	☐	Streets
☐	City Clerk	☐	Planning	☐	Treasurer
☐	Building	☐	Police	☐	_____
☐	Engineer	☒	Public Works	☐	_____
☐	Fire Dept.	☐	P & Z Commission	☐	_____

RECOMMENDATION FROM APPLICABLE DEPARTMENT HEAD:

Motion to grant preliminary approval a City-initiated infrastructure project pursuant to Hailey Municipal Code, Title 18, Mobility Design, Section 18.04.012, to implement an interim bicycle/pedestrian pathway along River Street, generally between McKercher Blvd and Bullion Street.

ADMINISTRATIVE COMMENTS/APPROVAL:

City Administrator _____ Dept. Head Attend Meeting (circle one) Yes No

---

ACTION OF THE CITY COUNCIL:

"I move to approve a City-initiated infrastructure project pursuant to Hailey Municipal Code, Title 18, Mobility Design, Section 18.04.012, to implement an interim bicycle/pedestrian pathway along River Street, generally between McKercher Blvd and Bullion Street.

Date _____

City Clerk _____

FOLLOW-UP:

*Ord./Res./Agrmt./Order Originals: Record
Copies (all info.):
Instrument # _____

*Additional/Exceptional Originals to: _____
Copies (AIS only)

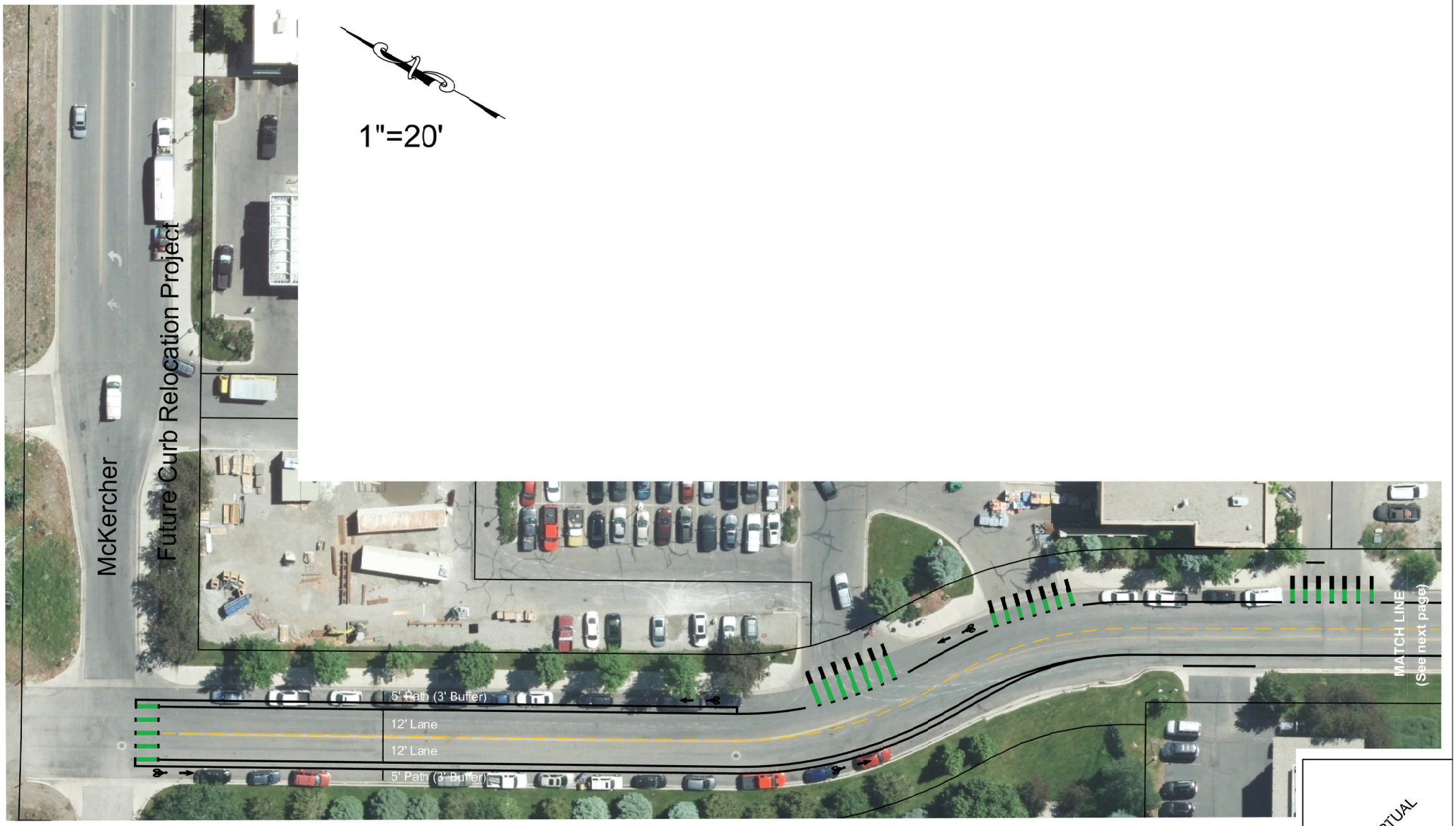

REVISIONS	SCALES SHOWN ARE FOR 24"X36" SHEETS ONLY	CITY OF HAILEY PUBLIC WORKS DEPARTMENT	A WORKSHEET FOR River Street Bike/Ped	CONCEPTUAL
	PROJECT INFORMATION		Sheet 1 of 5	

1"=20'

CONSTRUCTION SCHEDULE

C01 CONSTRUCT ASPHALT
e. 165 sy±

C02 CONSTRUCT 6" VERTICAL CURB & GUTTER
c. 60 lf±

C03 CONSTRUCT CONCRETE FLATWORK
e. 450 sf±



REVISIONS	SCALES SHOWN ARE FOR 24"X36" SHEETS ONLY	CITY OF HAILEY PUBLIC WORKS DEPARTMENT	A WORKSHEET FOR River Street Bike/Ped
	PROJECT INFORMATION		Sheet 2 of 5

CONCEPTUAL

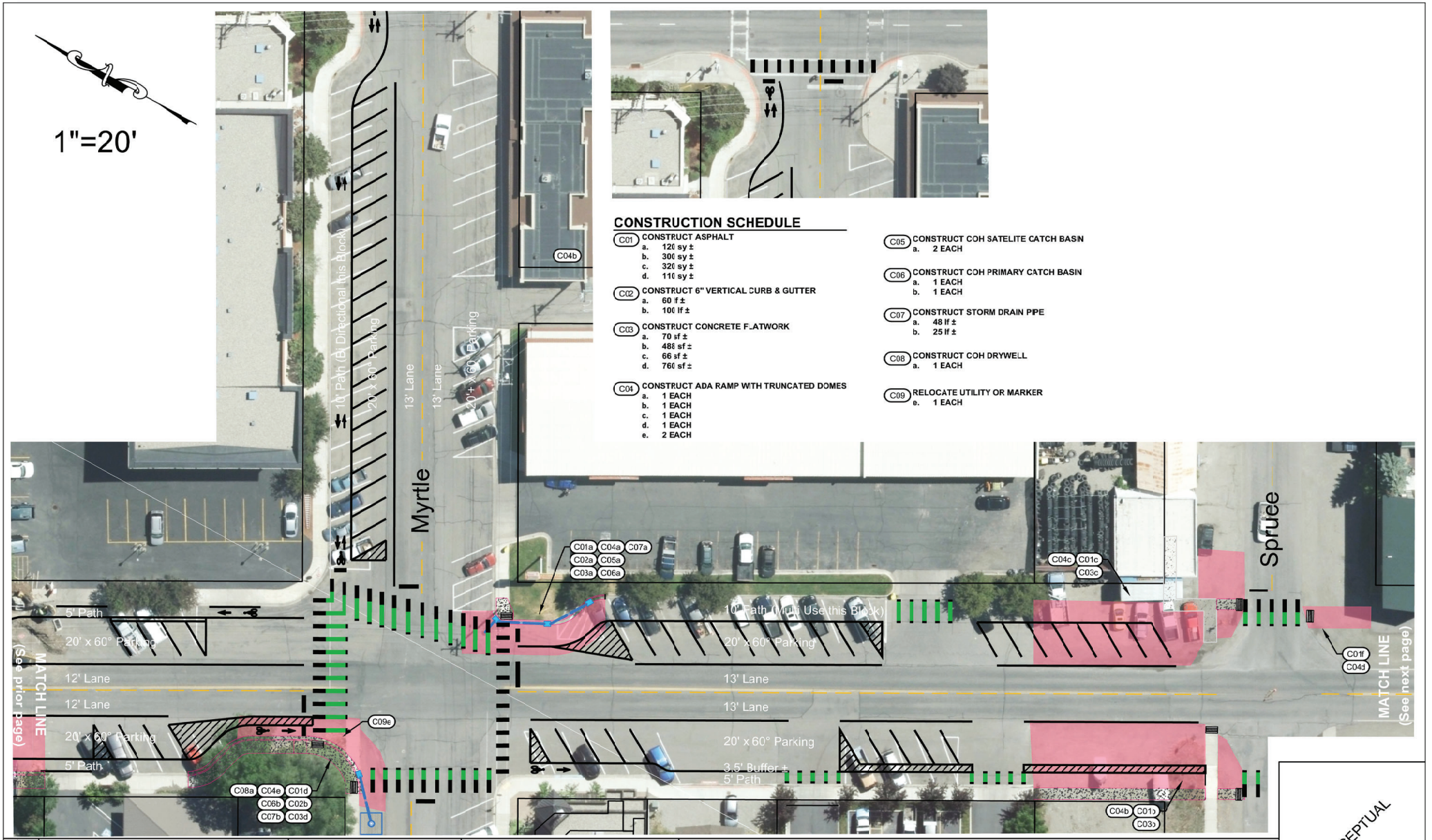

REVISIONS		SCALES SHOWN ARE FOR 24"X36" SHEETS ONLY	CITY OF HAILEY PUBLIC WORKS DEPARTMENT	A WORKSHEET FOR River Street Bike/Ped	CONCEPTUAL
		PROJECT INFORMATION		Sheet 3 of 5	

1"=20'

CONSTRUCTION SCHEDULE

C01 CONSTRUCT ASPHALT
- f. 35 sy ±
- g. 140 sy ±
- h. 15 sy ±
- i. 410 sy ±
- j. 410 sy ±
- k. 145 sy ±
- l. 170 sy ±

C04 CONSTRUCT ADA RAMP WITH TRUNCATED DOMES
- f. 1 EACH
- g. 1 EACH
- h. 1 EACH
- i. 1 EACH
- j. 1 EACH

C05 CONSTRUCT COH SATELITE CATCH BASIN
- b. 1 EACH (Connect to Ex. DW, Adj. Rim)

C07 CONSTRUCT STORM DRAIN PIPE
- c. 20 lf ±

C08 CONSTRUCT COH DRYWELL
- b. 1 EACH
- c. 1 EACH
- d. 1 EACH
- e. 1 EACH

C09 RELOCATE UTILITY OR MARKER
- a. 1 EACH
- b. 1 EACH
- c. 1 EACH
- d. 1 EACH

REVISIONS		
1		

SCALES SHOWN ARE FOR 24"X36" SHEETS ONLY

PROJECT INFORMATION

CITY OF HAILEY PUBLIC WORKS DEPARTMENT

A WORKSHEET FOR
River Street Bike/Ped

Sheet 4 of 5

CONCEPTUAL

1"=20'

CONSTRUCTION SCHEDULE

C01 CONSTRUCT ASPHALT
m. 260 sy ±
n. 290 sy ±
o. 70 sy ±

C08 CONSTRUCT COH DRYWELL
f. 1 EACH



REVISIONS	SCALES SHOWN ARE FOR 24"X36" SHEETS ONLY	CITY OF HAILEY PUBLIC WORKS DEPARTMENT	A WORKSHEET FOR River Street Bike/Ped	CONCEPTUAL
	PROJECT INFORMATION		Sheet 5 of 5	

Return to Agenda

AGENDA ITEM SUMMARY

DATE: 05/24/2021 **DEPARTMENT:** CDD/PW **DEPT. HEAD SIGNATURE:** LH/BY

SUBJECT: Consideration of Resolution 2021-__, authorizing a joint agreement between the City of Hailey and the Hailey Urban Renewal Agency regarding River Street Improvements to implement an interim bicycle/pedestrian pathway along River Street, generally between McKercher Blvd and Bullion Street.

AUTHORITY: ☐ ID Code _____ ☐ IAR _____ ☐ City Ordinance/Code _____ (IFAPPLICABLE)

BACKGROUND

River Street planning has been underway since 2013. In October 2017, the City entered into a grant agreement with the Idaho Transportation Department (ITD) and the Local Highway Technical Assistance Council (LHTAC, ITD's project representative) for the River Street Reconstruction Project. This grant is for the central four (4) blocks of River Street, spanning Walnut Street to Galena Street. The project, previously scheduled for 2024, has now been pushed back to 2026; however, ITD has stated that there is the possibility that funding will be available earlier than 2026.

Concurrently, the Hailey Urban Renewal Agency has been analyzing how to accomplish the completion of River Street. The Agency plans to both contribute funds toward the central four blocks, and also tackle the portions of the street outside of the grant area. The Urban Renewal Agency has retained a financial advisor, and will likely go out for a bond in the next several years to assist the City in completing the central 4-block section. While the actual cost estimate for the central four blocks will be completed this fall, it has been preliminarily estimated at approximately $800,000 per block. Note that urban renewal bonding capacity would not allow the full design to be completed for the entire length of River Street if that cost estimate is accurate, so various alternate design ideas are being explored.

In the interim, the Urban Renewal Agency has voted to expend $600,000 towards an interim bike path along the northerly section of River Street. This project includes an approximately five-foot (5') to ten-foot (10') wide asphalt bicycle/pedestrian pathway, generally located adjacent to the River Street right of way or existing curb lines; existing parking within the River Street right of way to be relocated; related paving and drainage improvements; portions of new asphalt; asphalt striping. The pathway will be constructed on both the east and west sides of River Street, generally north of Bullion. Drawings are attached to the Agenda Item regarding River Street project, Title 18, Mobility. Construction is anticipated to commence in the summer of 2021.

Legal Counsel for the Hailey Urban Renewal Agency has recommended that the expenditure of the $600,000 of urban renewal funds towards this project be accomplished via a joint resolution that between the City and the Agency.

Attachments to this Report:

1) Resolution 2021-__, authorizing a joint agreement between the City of Hailey and the Hailey Urban Renewal Agency regarding River Street Improvements
2) Copy of the Hailey Urban Renewal Agency Resolution 2021-003, authorizing a joint agreement between the City of Hailey and the Hailey Urban Renewal Agency regarding River Street Improvements.

FISCAL IMPACT / PROJECT FINANCIAL ANALYSIS: Caselle #_____
Budget Line Item #_____ YTD Line Item Balance $_____
Estimated Hours Spent to Date: _____ Estimated Completion Date: _____
Staff Contact: _____ Phone # _____
Comments:

ACKNOWLEDGEMENT BY OTHER AFFECTED CITY DEPARTMENTS: (IFAPPLICABLE)

☐	City Administrator	☐	Library	☐	Benefits Committee
☐	City Attorney	☐	Mayor	☐	Streets
☐	City Clerk	☐	Planning	☐	Treasurer
☐	Building	☐	Police	☐	_____
☐	Engineer	☒	Public Works	☐	_____
☐	Fire Dept.	☐	P & Z Commission	☐	_____

RECOMMENDATION FROM APPLICABLE DEPARTMENT HEAD:

Motion to approve Resolution 2021-__, authorizing a joint agreement between the City of Hailey and the Hailey Urban Renewal Agency regarding River Street Improvements

---

ADMINISTRATIVE COMMENTS/APPROVAL:

City Administrator _____ Dept. Head Attend Meeting (circle one) Yes No

---

ACTION OF THE CITY COUNCIL:

Date _____

City Clerk _____

FOLLOW-UP:

*Ord./Res./Agrmt./Order Originals: Record
Copies (all info.):
Instrument # _____

*Additional/Exceptional Originals to: _____
Copies (AIS only)

CITY OF HAILEY
RESOLUTION 2021-___

A RESOLUTION OF THE HAILEY CITY COUNCIL, APPROVING THE PLANNING, DESIGN, ENGINEERING, AND CONSTRUCTION PROJECT AGREEMENT FOR THE RIVER STREET IMPROVEMENT PROJECT BY AND BETWEEN THE HAILEY URBAN RENEWAL AGENCY AND THE CITY OF HAILEY

WHEREAS, the City Council of the city of Hailey, Idaho (the "City"), after notice duly published, conducted a public hearing on the Urban Renewal Plan for the Gateway District Urban Renewal Project (the "Plan");

WHEREAS, following said public hearing the City Council adopted its Ordinance No. 1138 on October 15, 2013, approving the Plan and making certain findings, including establishing the Gateway District Project Area (the "Project Area");

WHEREAS, the Agency is authorized to undertake and carry out urban renewal projects to eliminate, remedy, or prevent deteriorated or deteriorating areas through redevelopment, rehabilitation or conservation, or any combination thereof, within its area of operation and is authorized to carry out such projects jointly with the City;

WHEREAS, the Plan identified improvements to existing streets, including drainage improvements, landscaping, as well as pathways as important Plan objectives;

WHEREAS, the Agency and the City have jointly and collectively undertaken and worked to make improvements to River Street within Project Area as part of the Plan's contemplated improvements;

WHEREAS, as a result of the overall investment in public improvements within the Project Area, significant public and private development have occurred;

WHEREAS the Plan and the Project Area terminate December 31, 2033, recognizing the Agency shall receive its allocation of revenues in 2034, pursuant to Idaho Code § 50-2903(7) (the "Termination Date"). Many of the proposed street improvements identified in the Plan have not been completed and the existing public infrastructure continues to suffer from certain deteriorating conditions;

WHEREAS, portions of River Street between Cedar Street and McKercher Boulevard are not built to City standards, are deteriorating and require improvements. Pursuant to the 2019 Update of the 2007 Transportation Master Plan for the City, the goal for River Street is to be a low speed two-lane arterial, which accommodates multi-modal transportation options. Additionally, there will be improvements to the sidewalks with landscaping used to enhance safety and to separate the travel lanes from pedestrians. The proposed concept also includes a

dedicated bike lane/pathway. Most of River Street is located within the Project Area, specifically the portion of River Street between Cedar Street and Empty Saddle Trail. Approximately two (2) blocks of River Street between Empty Saddle Trail and McKercher Boulevard is outside of the Project Area; however, the area in and around the intersection of McKercher Boulevard on the eastern side of State Highway 75/Main Street, and Main Street from McKercher Boulevard south past Cedar Street is in the Project Area. Therefore, the two (2) blocks on River Street that are outside of the Project Area serve as a critical connection point between two (2) areas of the Project Area. Improvements to River Street outside of the Project Area support the intent and goals set forth in the Plan by creating a pedestrian/bicycle safe transportation corridor off of Main Street. To not improve this area would lessen the effectiveness of the improvements within the Project Area. It is important to the River Street Improvement Project (as defined below) that the full public infrastructure improvements to River Street be completed to help tie the intersection of McKercher Boulevard and Main Street to the River Street Improvements. The full scope of the proposed improvements to River Street between Cedar Street and McKercher Boulevard are referred to as the River Street Improvement Project;

WHEREAS, the City was awarded funds through the Local Highway Technical Assistance Council (the "LHTAC Grant"), which will fund public infrastructure improvements on two (2) to four (4) blocks on River Street, depending on construction costs, focusing on the portion of River Street between Galena Street and Walnut Street, but is insufficient to fund the entire scope of the contemplated improvements on River Street. A portion of the funds will be used for design development. The LHTAC Grant is anticipated to fund on or before FY2026 and the Agency intends to fund the local match;

WHEREAS, City staff together with its on-call engineer have conducted preliminary planning, design, and engineering of the River Street Improvement Project, including preliminary cost estimates. The River Street Improvement Project will be phased, and preliminary cost estimates support a total project cost of approximately $4 million;

WHEREAS, the River Street Improvement Project has been presented to the Board of Commissioners of the Agency (the "Agency Board") over the course of several meetings. The Agency is interested in funding the River Street Improvement Project, together with funding from the LHTAC Grant. The Agency has retained Piper Sandler as a municipal advisor to evaluate options with respect to a proposed new bond issue in an effort to fully fund the River Street Improvement Project;

WHEREAS, the Agency has further reviewed its existing obligations and funding capacity and has available funds in FY21 in the amount of $600,000 to participate in the immediate funding of a portion of the River Street Improvement Project, including to implement an interim bicycle/pedestrian pathway along River Street, generally between McKercher Blvd and Bullion Street. The project includes an approximately five-foot to ten-foot-wide asphalt bicycle/pedestrian pathway, generally located adjacent to the River Street right-of-way or existing curb lines; existing parking within the River Street right-of-way to be revised; related paving and drainage improvements; portions of new asphalt; and asphalt striping. The pathway will be constructed on both the east and west sides of River Street (the "Phase 1 Improvements"). The Phase 1 Improvements are contemplated to be completed by City staff;

WHEREAS, the Agency is continuing to review the need and timing of any bond issuance to provide further funding support of the River Street Improvement Project, in conjunction with the receipt of the LHTAC Grant funds. Early projections estimate a bond issuance in the amount of $1.5 million;

WHEREAS, the Agency Board finds it in the best interests of the Agency to continue to support the improvements to River Street and in the best interests of the public to provide financial support for the River Street Improvement Project;

WHEREAS, the Agency and City desire that the River Street Improvement Project be planned, designed, engineered, and constructed prior to the Agency Termination Date;

WHEREAS, the City has expressed its desire to participate with the Agency for the purpose of assisting in the planning, design, engineering and constructing of all or a portion of the River Street Improvement Project, and providing construction management services to the Agency for the River Street Improvement Project;

WHEREAS, the City and the Agency hereby find and determine that the Planning, Design, Engineering, and Construction Project Agreement for the River Street Improvement Project (the "Agreement") enables them to cooperate to their mutual advantage in a manner that will best accord with the needs and development of the City and the Agency;

WHEREAS, the ability for the City and Agency to cooperate and jointly benefit each other is expressly allowed pursuant to Idaho Code Section 50-2015.

WHEREAS, in consideration of the payment by the Agency for the Phase 1 Improvements costs, as more specifically defined in the Agreement, the City hereby agrees to serve and perform as project manager for the final planning, design, engineering and construction of the Phase 1 Improvements; said final design to be subject to the review and approval of the Agency Board. Additionally, the City hereby agrees to serve and perform as project manager for the public works construction of the Phase 1 Improvements (including the solicitation of any services, as necessary), and provide project oversight and inspection;

NOW, THEREFORE, BE IT RESOLVED BY THE HAILEY CITY COUNCIL:

Section 1: That the Agreement, set forth as **Exhibit A** hereto, be and the same is hereby approved.

Section 2: That the Mayor is hereby authorized to sign and enter into the Agreement, and to execute all necessary documents required to implement the actions contemplated by the Agreement, subject to representations by the City staff and City Attorney that all conditions precedent to such actions have been met; and further is authorized to approve and accept any necessary technical changes to the Agreement upon advice from the City Attorney that said changes are consistent with the provisions of the Agreement and the comments and discussions received at the May 24, 2021, City Council meeting.

THIS RESOLUTION IS ADOPTED this 24th day of May, 2021.

_____
Martha Burke, Mayor, City of Hailey

ATTEST:

_____
Mary Cone, City Clerk

Exhibit A

(Agreement)

PLANNING, DESIGN, ENGINEERING, AND CONSTRUCTION PROJECT AGREEMENT FOR THE RIVER STREET IMPROVEMENT PROJECT

THIS PLANNING, DESIGN, ENGINEERING, AND CONSTRUCTION PROJECT AGREEMENT FOR THE RIVER STREET IMPROVEMENT PROJECT (the "Construction Agreement") is effective upon the date last signed (the "Effective Date"), by and between the City of Hailey, Idaho, a municipal corporation of the state of Idaho (the "City"), and the Urban Renewal Agency of the City of Hailey, Idaho, an independent public body corporate and politic (the "Agency"), acting pursuant to the Idaho Urban Renewal Law of 1965, chapter 20, title 50, Idaho Code, as amended, and the Local Economic Development Act, chapter 29, title 50, Idaho Code, as amended, individually referred to as "Party" and collectively as the "Parties."

RECITALS

A. The Agency is authorized to undertake and carry out urban renewal projects to eliminate, remedy, or prevent deteriorated or deteriorating areas through redevelopment, rehabilitation or conservation, or any combination thereof, within its area of operation and is authorized to carry out such projects jointly with the City.

B. The City Council, after notice duly published, conducted a public hearing on the Urban Renewal Plan for the Gateway District Urban Renewal Project (the "Plan").

C. Following said public hearing, the City Council adopted its Ordinance No. 1138 on October 15, 2013, approving the Plan and making certain findings, including establishing what is commonly referred to as the Project Area, which area is depicted on **Exhibit A**, attached hereto and incorporated herein by reference.

D. The Plan identified improvements to existing streets, including drainage improvements, landscaping, as well as pathways as important Plan objectives.

E. The Agency and the City have jointly and collectively undertaken and worked to make improvements to River Street within the Project Area as part of the urban renewal plan contemplated improvements.

F. As a result of the overall investment in public improvements within the Project Area, significant public and private development have occurred.

G. The Plan and the Project Area terminate December 31, 2033, recognizing the Agency shall receive its allocation of revenues in 2034, pursuant to Idaho Code § 50-2903(7) (the "Termination Date"). Many of the proposed street improvements identified in the Plan have not been completed and the existing public infrastructure continues to suffer from certain deteriorating conditions.

H. Portions of River Street between Cedar Street and McKercher Boulevard are not built to City standards, are deteriorating and require improvements. Pursuant to the 2019 Update of the 2007 Transportation Master Plan for the City, the goal for River Street is to be a low speed two-lane arterial, which accommodates multi-modal transportation options. Additionally, there will be improvements to the sidewalks with landscaping used to enhance safety and to separate the travel lanes from pedestrians. The proposed concept also includes a dedicated bike lane/pathway. Most of River Street is located within the Project Area, specifically the portion of River Street between Cedar Street and Empty Saddle Trail. Approximately two (2) blocks of River Street between Empty Saddle Trail and McKercher Boulevard is outside of the Project Area; however, the area in and around the intersection of McKercher Boulevard on the eastern side of State Highway 75/Main Street, and Main Street from McKercher Boulevard south past Cedar Street is in the Project Area. Therefore, the two (2) blocks on River Street that are outside of the Project Area serve as a critical connection point between two (2) areas of the Project Area. Improvements to River Street outside of the Project Area support the intent and goals set forth in the Plan by creating a pedestrian/bicycle safe transportation corridor off of Main Street. To not improve this area would lessen the effectiveness of the improvements within the Project Area. It is important to the River Street Improvement Project (as defined below) that the full public infrastructure improvements to River Street be completed to help tie the intersection of McKercher Boulevard and Main Street to the River Street Improvements. The full scope of the proposed improvements to River Street between Cedar Street and McKercher Boulevard are referred to as the River Street Improvement Project. The current River Street Improvement Project designs[1] are set forth in **Exhibit B**, attached hereto and incorporated herein by reference

I. The City was awarded funds through the Local Highway Technical Assistance Council (the "LHTAC Grant"), which will fund public infrastructure improvements on two (2) to four (4) blocks on River Street, depending on construction costs, focusing on the portion of River Street between Galena Street and Walnut Street, but is insufficient to fund the entire scope of the contemplated improvements on River Street. A portion of the funds will be used for design development. The LHTAC Grant is anticipated to fund on or before FY2026 and the Agency intends to fund the local match.

J. City Staff, together with its on-call engineer have conducted preliminary planning, design and engineering of the River Street Improvement Project, including preliminary cost estimates. The River Street Improvement Project will be phased and preliminary cost estimates support a total project cost of approximately $4 million.

K. The River Street Improvement Project has been presented to the Board of Commissioners of the Agency (the "Agency Board") over the course of several meetings. The Agency is interested in funding the River Street Improvement Project, together with funding from the LHTAC Grant. The Agency has retained Piper Sandler as a municipal advisor to evaluate options with respect to a proposed new bond issue in an effort to fully fund the River Street Improvement Project.

[1] The designs are not 100%, but are representative of the full scope of work to be completed in the River Street Improvement Project.

L. The Agency has further reviewed its existing obligations and funding capacity and has available funds in FY21 in the amount of $600,000 to participate in the immediate funding of a portion of the River Street Improvement Project, including an interim bicycle/pedestrian pathway along River Street, generally between McKercher Blvd and Bullion Street. The project includes an approximately five-foot (5') to ten-foot (10') wide asphalt bicycle/pedestrian pathway, generally located adjacent to the River Street right of way or existing curb lines; existing parking within the River Street right of way to be revised; related paving and drainage improvements; portions of new asphalt; asphalt striping. The pathway will be constructed on both the east and west sides of River Street (the "Phase 1 Improvements"). The Phase 1 Improvements are contemplated to be completed by City staff. A more detailed scope of the Phase 1 Improvements are set forth in **Exhibit C**, attached hereto and incorporated herein by reference.

M. The Agency is continuing to review the need and timing of any bond issuance to provide further funding support of the River Street Improvement Project, in conjunction with the receipt of the LHTAC Grant funds. Early projections estimate a bond issuance in the amount of $1.5 million.

N. The Agency Board finds it in the best interests of the Agency to continue to support the improvements to River Street and in the best interests of the public to provide financial support for the River Street Improvement Project.

O. The Agency and City desire that the River Street Improvement Project be planned, designed, engineered and constructed prior to the Termination Date.

P. The City has expressed its desire to participate with the Agency for the purpose of assisting in the planning, design, engineering and constructing of all or a portion of the River Street Improvement Project, and providing construction management services to the Agency for the River Street Improvement Project.

Q. The City and the Agency hereby find and determine that this Construction Agreement enables them to cooperate to their mutual advantage in a manner that will best accord with the needs and development of the City and the Agency.

R. The ability for the City and Agency to cooperate and jointly benefit each other is expressly allowed pursuant to Idaho Code Section 50-2015.

S. In consideration of the payment by the Agency for the Phase 1 Improvements costs, as more specifically defined in this Construction Agreement, the City hereby agrees to serve and perform as project manager for the final planning, design, engineering and construction of the Phase 1 Improvements; said final design to be subject to the review and approval of the Agency Board. Additionally, the City hereby agrees to serve and perform as project manager for the public works construction of the Phase 1 Improvements (including the solicitation of any services, as necessary), and provide project oversight and inspection.

AGREEMENT

NOW, THEREFORE, in consideration of the provisions contained herein and the recitals set forth above which are a material part of this Construction Agreement the parties agree as follows:

1. **Recitals and Purpose.**

1.1 The Parties agree that the foregoing recitals are not mere recitations but are covenants of the Parties, binding upon them as may be appropriate and a portion of the consideration for the agreements contained herein.

1.2 The purpose of this Construction Agreement is to provide for the definition of rights, obligations, and responsibilities of the Agency and City regarding the planning, design services, surveying services, engineering services, project management services, and cost estimating services for this Construction Agreement. Generally, the Agency shall be responsible for the costs of planning, design, surveying, cost estimating, engineering, and construction of the Phase 1 Improvements including costs for the planning, design, surveying, engineering, and administration of the Phase 1 Improvements. The City shall serve as project manager as described below. This Construction Agreement constitutes a joint agreement between the City and the Agency for the successful completion of the Phase 1 Improvements of the River Street Improvement Project.

2. **City Services and Responsibilities.** City agrees to furnish its skill and judgment necessary to carry out the project administration for the Phase 1 Improvements.

2.1 Planning, Design, Engineering, and Construction. City and Agency shall coordinate hiring of necessary planning, design, surveying, engineering or landscape architectural services, cost estimating, construction, and construction management and administration for the Phase 1 Improvements consistent with the public procurement and bidding requirements, as may be necessary, and recognizing the work related to the Phase 1 Improvements is contemplated to be performed by City staff and the scope of contract work is anticipated to be limited to vendors/suppliers of materials and equipment, and the City's on-call engineer for limited surveying work. These services include the completion of any bid documents for advertising and securing construction bids for the Phase 1 Improvements for those portions of the project that will not be undertaken by City staff, if any. City and Agency shall jointly agree on a schedule for the completion of any bid documents. City shall provide the Agency with periodic reports and updates on the completion of the design services, engineering services, cost estimating, and bid

specifications for Agency review and comment, including approval of the final design of the Phase 1 Improvements.

2.2 Engineering Services. Agency and City acknowledge City intends to complete design and engineering services either "in house" through the City's Public Works Department or through the City's on-call engineers. The City Public Works Department or the City's on-call engineers will provide planning, design, engineering, site location, bid preparation, and project management for the Phase 1 Improvements. The City Public Works Department and/or the City's on-call engineers will be expected to site the Phase 1 Improvements, provide the final design and engineering services for the Phase 1 Improvements, prepare any bid documents, and assist in the selection of any suppliers of materials and equipment and/or contractors for the Phase 1 Improvements, as may be necessary. In the event additional outside engineering services are needed, both City and Agency agree to proceed through the required selection process required by state statute. In that event, Agency may determine a not-to-exceed amount for such design and engineering services. Any scope of work issued to the City's on-call engineers shall be between the City and the City's on-call engineers.

2.2.1. Planning, Site Location, Architectural Design Services, Surveying Services and Engineering Services. The City is completing a preliminary design concept illustrating the scale and relationship of the construction of the Phase 1 Improvements. This concept shall be the basis for the final engineering and design to be completed under this Construction Agreement. The completed scope of work shall include a specific cost estimate for the Phase 1 Improvements, including construction costs, equipment rental costs and City staff costs. If that estimate exceeds the not-to-exceed figure described in Section 3 of this Construction Agreement, the City and Agency shall mutually determine what alternatives should be pursued, including redesign, relocation, seeking additional funds, limiting the scope of the Phase 1 Improvements or not proceeding further.

2.2.1.1 Surveying Services. Agency and City acknowledge City intends to complete surveying services either "in house" through the City's Public Works Department or through the City's on-call surveyors. Any scope of work issued to the City's on-call surveyors shall be between the City and the City's on-call surveyors.

2.2.2. Construction Project. Upon completion of the planning, design, and engineering work set forth in this Construction Agreement, both City and Agency agree to consider moving forward with the construction of the Phase 1 Improvements. The Agency's participation or contribution to the Phase 1 Improvements shall be limited to a not-to-exceed amount as set forth in Section 3

of this Construction Agreement, which includes the planning, design services, surveying services, engineering services, cost estimating work and construction of the Phase 1 Improvements.

2.3 Bid Solicitation and Award. City, with Agency review and input as to the bid specifications, shall solicit bids ("Bids") for the Phase 1 Improvements as may be required by Idaho law. Representatives from Agency and City shall review the Bids at opening. The City shall designate the qualified public works contractor submitting the bid in compliance with chapter 28, title 67, Idaho Code for the Phase 1 Improvements subject to the City's right to reject all bids.

2.4 Design and Construction. City and Agency acknowledge the conceptual design work has commenced. The obligations under this Construction Agreement shall end thirty (30) days after completion of the Phase 1 Improvements are accepted by the City. The City shall:

a. Provide administration of the Phase 1 Improvements, including determining the location, design, engineering, preparation of the bid documents, and construction of the Phase 1 Improvements and any agreements related thereto.

b. Provide administration of the Phase 1 Improvements in compliance with generally accepted standards recognizing that the River Street Improvement Project is a joint City and Agency project with the City providing project management. City shall comply with all applicable statutory provisions including, but not limited to, chapter 28, title 67, Idaho Code;

c. Provide necessary project management and oversight to assure contractor's timely progress and process all invoices and payment requests, verify contractor's entitlement to all progress payments or other payments requested by contractor;

d. Recommend necessary or desirable changes to the Agency and, if accepted, prepare and sign necessary change orders;

e. Inspect the work and advise the Agency whenever work fails to conform with the contract documents;

f. Receive and hold all certificates of insurance as may be required;

g. Provide monthly progress reports to Agency either in writing or by presentation to Agency at Agency's board meetings;

h. Assist in the interpretation of the drawings and specifications among the City, Agency, and any contractor;

i. Maintain all necessary records, documents, drawings, and other related documents normally maintained for a public works project; and

j. Determine when the Phase 1 Improvements are substantially complete, issue Certificates of Substantial Completion (if necessary), and determine when the Phase 1 Improvements are ready for final inspection and final payment to the contractor, if any.

k. The agreements with design, survey and engineering professionals and with the contractor for construction of the Phase 1 Improvements shall be between the City and the selected contractor.

3. **Method of Reimbursement**. As consideration for the City Services and Responsibilities set forth above, the Agency shall pay for the costs of the Phase 1 Improvements, including planning, design, surveying, engineering services, construction, and project management and administration by the City. Such costs shall not exceed $600,000, including the project administration costs imposed by the City. It is generally understood, the City's Public Works Department will construct the Phase 1 Improvements and that any contracts related to the Phase 1 Improvements will fall below the threshold for formal public bidding requirements under chapter 28, title 67, Idaho Code, with the exception of the procurement of certain construction supplies, such as gravel and other construction materials. If formal bidding is determined to be required for the Phase 1 Improvements, and the costs are estimated to exceed $600,000, then the City shall request in writing the approval of the Agency for the additional funds.

In order to provide sufficient documentation to ensure compliance, the City shall provide the Agency with the following information in monthly invoices and in a final invoice upon completion of the Phase 1 Improvements:

a. requests for payment for billing invoices received for work related to the Phase 1 Improvements with sufficient documentation to ensure accuracy, including equipment rental costs;

b. accounting of the Direct Personnel Expense and Reimbursable Costs (defined below);

c. certification by the City Public Works Director that the costs incurred for services are consistent with the scope of the Phase 1 Improvements; and

d. monthly reports on the Phase 1 Improvement's status as described above.

Upon receipt and approval of the monthly invoice, Agency shall remit payment to City for all approved amounts within forty-five (45) days of Agency's receipt of an invoice or payment request. If Agency disputes any amount, Agency shall pay the undisputed amount within forty-five (45) days and reasonably cooperate with City to resolve the disputed amount. City shall include this payment process within any contracts with any selected contractors.

City shall, submit an invoice for all Direct Personnel Expense and Reimbursable Costs incurred by City for design, engineering, construction, project management, and construction inspection. If Agency disputes any amount, Agency shall pay the undisputed amount within forty-five (45) days and reasonably cooperate with the City to resolve the disputed amount. The purpose of this section is to provide for payment of the Phase 1 Improvement costs directly by the Agency.

Direct Personnel Expense is defined as that portion of the direct salaries of all of the City's personnel engaged on the Phase 1 Improvements, pursuant to that certain rate schedule as set forth in **Exhibit C**.

The term Reimbursable Costs shall mean costs necessarily incurred by the City in the proper performance of services which directly benefit the Phase 1 Improvements, such as the costs for equipment rental, construction materials and supplies, which rate schedule is set forth in **Exhibit C**. Such costs shall be at rates not higher than the standard paid in Blaine County for a public works project, except as may be approved by prior consent of the Agency. City, in its sole and unilateral discretion, may decide to forego reimbursement for expenses incurred for administration of the Phase 1 Improvements as its contribution to the River Street Improvement Project.

4. **Records**. Records of the Phase 1 Improvement costs, Reimbursable Costs and costs pertaining to Direct Personnel Expense shall be kept on the basis of generally accepted accounting principles and shall be available to the Agency or the Agency's authorized representative at mutually convenient times.

5. **Insurance.**

a. The City (either itself or the selected contractor as the case may be) shall purchase and maintain, for the benefit of the City and the Agency, insurance for protection from claims under the worker's compensation law of the state of Idaho arising from work performed on the Phase 1 Improvements; claims for damages because of bodily injury, including personal injury, sickness, disease, or death of any of the City's employees or of any person while working on the Phase 1 Improvements; claims for damages because of injury to or destruction or loss of use of tangible property as a result of work on the Phase 1 Improvements; and claims arising out of the performance of this Construction Agreement and caused by negligent acts for which the City is legally liable. The terms and limits of liability shall be determined solely by the City, and nothing herein shall be construed as any waiver of any claim or defense by the City or the Agency premised upon any claim of sovereign immunity or arising from the Idaho Tort Claims Act. The amount of insurance shall be in the amounts set forth in the Idaho Tort Claims Act.

b. The City shall also purchase and maintain for the benefit of the City and Agency property damage insurance for any property damage as a result of the Phase 1 Improvements or other property owned by the City.

6. **Indemnity.**

Only to the extent permitted by Idaho law, the City shall defend, indemnify and hold Agency and their respective officers, agents, and employees harmless from and against all liabilities, obligations, damages, penalties, claims, costs, charges, and expenses, including reasonable planning, design and engineering fees and attorney fees (collectively referred to in this section as "Claim"), which may be imposed upon or incurred by or asserted against Agency or its respective officers, agents, and employees relating to the planning, design, engineering and construction of the Phase 1 Improvements or otherwise arising out of this Construction Agreement. In the event an action or proceeding is brought against Agency or their respective officers, agents, and employees by reason of any such Claim, City, upon written notice from Agency, shall, at City's expense, resist or defend such action or proceeding.

Notwithstanding the foregoing, City shall have no obligation to indemnify and hold Agency and its respective officers, agents, and employees harmless from and against any matter to the extent it arises from the negligence or willful act of Agency or its respective officers, agents, or employees or from conduct resulting in an award of punitive damages against Agency.

7. **Amendment**. This entire Construction Agreement may be amended at any time and from time to time by the mutual written consent of the City and the Agency.

8. **Severability**. In the event any provision of this Construction Agreement shall be declared by a court of competent jurisdiction to be invalid, illegal, or unenforceable, the validity, legality, and enforceability of the remaining provisions shall not in any way be affected or impaired thereby.

9. **Notice**. Any and all notices required to be given by either of the Parties hereto, unless otherwise stated in this Construction Agreement shall be in writing and be deemed communicated when mailed in the United States mail, certified, return receipt requested, addressed as follows:

To Agency:
Urban Renewal Agency of the City of Hailey
c/o Lisa Horowitz
Executive Director of the Agency
115 Main Street South, Suite H
Hailey, ID 83333

To City:
City of Hailey
115 Main Street South, Suite H
Hailey, ID 83333

10. **Non-Waiver**. Failure of either party to exercise any of the rights under this Construction Agreement, or breach thereof, shall not be deemed to be a waiver of such right or a waiver of any subsequent breach.

11. **Choice of Law**. Any dispute under this Construction Agreement, or related to this Construction Agreement, shall be decided in accordance with the laws of the state of Idaho.

12. **Attorney Fees**. Should any litigation be commenced between the Parties hereto concerning this Construction Agreement, the prevailing party shall be entitled, in addition to any other relief as may be granted, to costs and reasonable attorneys' fees as determined by a court or arbitrator of competent jurisdiction. This provision shall be deemed to be a separate contract between the Parties and shall survive any default, termination, or forfeiture of this Construction Agreement.

13. **Authority to Execute**. Agency and City have duly authorized and have full power and authority to execute this Construction Agreement.

14. **Assignment**. It is expressly agreed and understood by the Parties hereto that City shall not have the right to assign, transfer, hypothecate, or sell any of its rights under this Construction Agreement except upon the prior express written consent of Agency.

15. **Disputes**. In the event that a dispute arises between Agency and City regarding application or interpretation of any provision of this Construction Agreement, the aggrieved party shall promptly notify the other party to this Construction Agreement of the dispute within ten (10) days after such dispute arises. If the Parties shall have failed to resolve the dispute within thirty (30) days after delivery of such notice, each party shall have the right to pursue any rights or remedies it may have at law or in equity.

16. **Entire Agreement**. This Construction Agreement along with any and all exhibits attached hereto and incorporated herein by reference contains and integrates all of the terms and conditions mentioned herein or incidental hereto and supersedes all negotiations or previous agreements between the parties with respect to all or any part of the Project.

IN WITNESS WHEREOF, the parties hereto, through their respective governing boards, have executed this Construction Agreement on the date first cited above.

CITY OF HAILEY

By _____
_____, Mayor

ATTEST:

_____
_____, City Clerk

URBAN RENEWAL AGENCY OF THE CITY OF HAILEY, IDAHO

By _____
Larry Schwartz, Chairman

ATTEST:

_____
Secretary

City-Agency Agreement Re:
River Street Improvements - 11

Exhibit A
(Project Area Map)

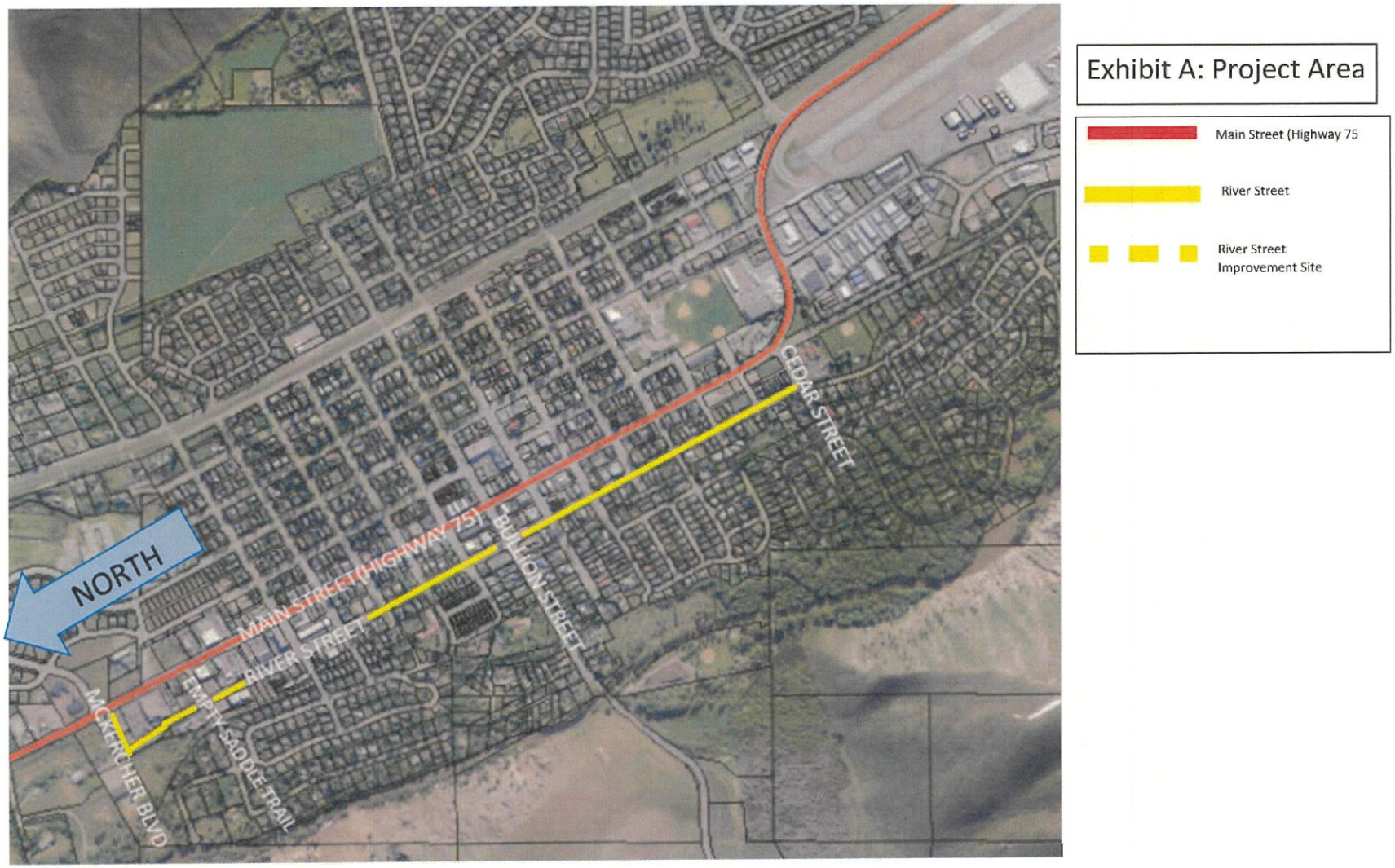

City-Agency Agreement Re:
River Street Improvements - 1

Exhibit A Continued

City-Agency Agreement Re:
River Street Improvements - 2

Exhibit B

(River Street Improvement Project designs)

City-Agency Agreement Re:
River Street Improvements - 3

Exhibit B Continued

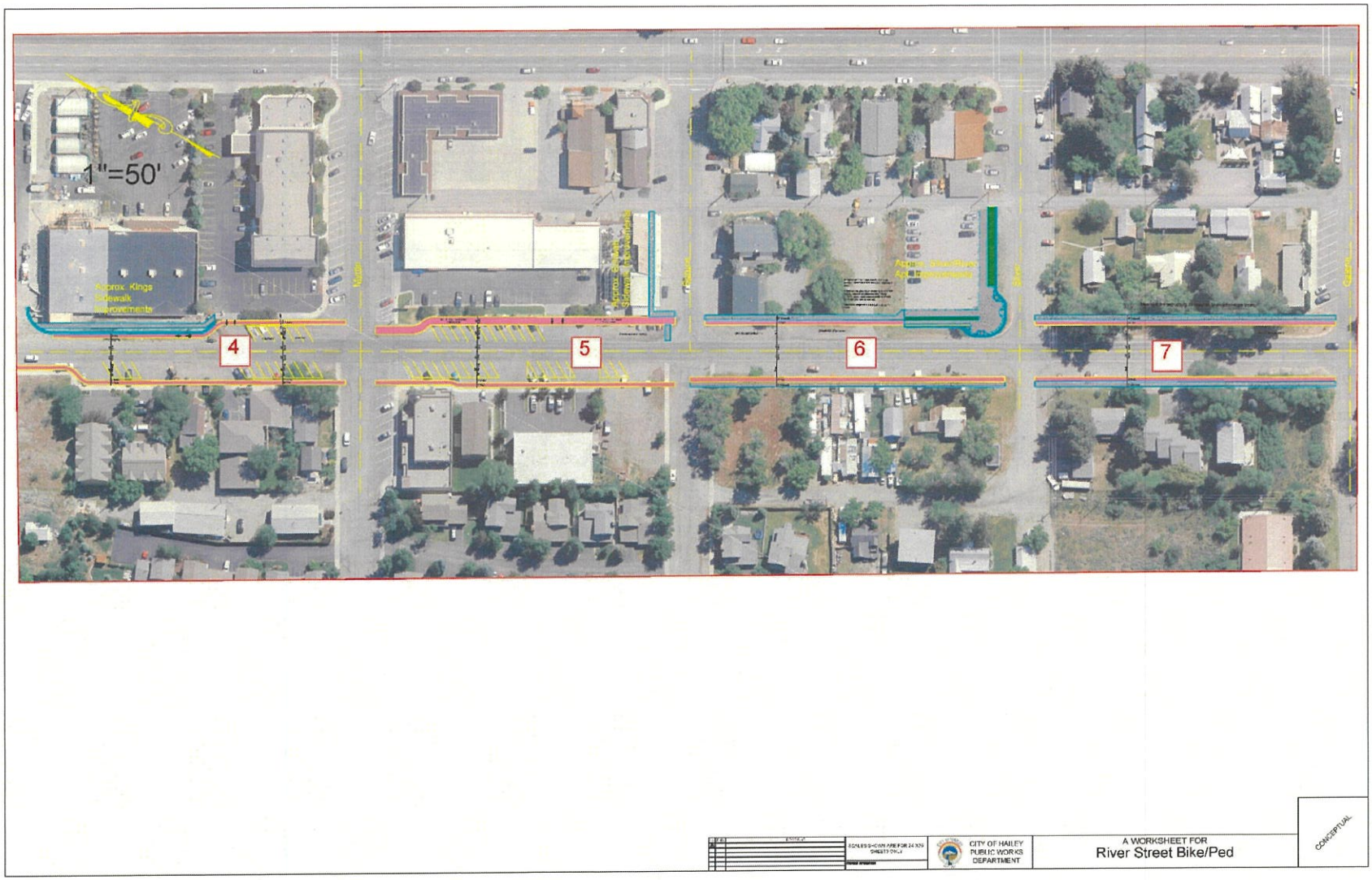

City-Agency Agreement Re:
River Street Improvements - 4

Exhibit B Continued

City-Agency Agreement Re:
River Street Improvements - 5

Exhibit C

(Phase 1 Improvements)

Bike Path location and design

Equipment Rental Rate Schedule

City Staff Rate Schedule

Supplies and Materials

2021 Equipment & Employee Rates

(FEMA 2019 Equipment Rate Schedule, https://www.fema.gov/assistance/public/schedule-equipment-rates)

Equipment	Description	Hailey	FEMA	
		Equip. #	Cost Code	Hourly Rate
CAT 938 Loader	4 CY Bucket up to 232 hp	4047	8394	$76.27
JD 50G Mini Ex.	0.5 CY Bucket up to 45 hp	4042	8280	$18.97
T800 10 Wheel Truck	10 CY up to 320 hp	Water Dept	8721	$72.05
Rental Compactor 2 Ton Roller	up to 2.9 Ton	4062	8219	$28.72
Mack Tractor	35,000 lbs up to 330 hp	4089	8791	$47.57
End Dump Trailer	20 CY does not include tractor	4080	8590	$13.13
160M Grader	14' up to 225 hp	4088	8332	$80.43
Chip Spreader	12.5 ' up to 152 hp	4020	8423	$90.67
Pneumatic Compactor	up to 100 hp	Rental	8223	$26.90
EX 200 Hitachi Excavator	1.5 CY Bucket up to 160 hp	4043	8282	$55.30
Misc. Rental Equipment	Trucks, Rollers, Saws, etc.			At Cost

Employees	Hourly Rate
City Administrator, Engineer, Police & Fire Chiefs	$85.00
Community Development Director, Division Managers, Assistant Chiefs	$65.00
Department Specialists	$50.00
Equipment and Infrastructure Systems Operators	$30-$40
Admin Assist and Customer Service employees, temp employees	$30.00
Legal, Outside Consultants, Engineering	At Cost

4835-6404-6279, v. 2

Return to Agenda

AGENDA ITEM SUMMARY

DATE: 05/24/2021 **DEPARTMENT:** CDD **DEPT. HEAD SIGNATURE:** LH

SUBJECT: Consideration of Resolution 2021-__, directing the Hailey Urban Renewal Agency to prepare an Urban Renewal Plan for the Airport West Urban Renewal District.

AUTHORITY: ☐ ID Code _____ ☐ IAR _____ ☐ City Ordinance/Code _____ (IFAPPLICABLE)

BACKGROUND

On January 25, 2010, the Hailey City Council adopted a resolution creating the Urban Renewal Agency of the City of Hailey,"), authorizing it to transact business and exercise the powers granted by the Idaho Urban Renewal Law of 1965, Chapter 20, Title 50, Idaho Code, and the Local Economic Development Act, Chapter 29, Title 50, Idaho Code.

Thereafter, the City Council adopted Ordinance No. 1138 on October 15, 2013, approving the Gateway Plan, including establishing the Gateway District revenue allocation area. This area generally covers River Street and Main Streets. The Hailey Urban Renewal Agency (HURA) has been working on various aspects of the Gateway District since 2013, and is poised to participate meaningfully in River Street improvements at this time.

Many cites with urban renewal agencies have multiple districts, which is permitted by statute. This allows additional work to improve substandard infrastructure to proceed concurrently in different parts of the community. For example, The Boise urban renewal agency (Capital City Development Corporation has six (6) districts, and the Twin Falls Urban Renewal Agency has four (4) districts.

The Hailey Urban Renewal Agency contract with Phil Kushlan, who prepared the Gateway Plan in 2013, to study additional areas in Hailey that may qualify as a new district. This includes examination of the following criteria required by statute:

a. presence of a substantial number of deteriorated or deteriorating structures and deterioration of site;
b. age or obsolescence;
c. predominance of defective or inadequate street layout;
d. insanitary or unsafe conditions;
e. diversity of ownership;
f. results in economic underdevelopment of the area; and
g. substantially impairs or arrests the sound growth of a municipality.

In early 2021, Kushlan | Associates commenced an eligibility study and preparation of an eligibility report of an area, referred to as the Airport Way Area, located in the south westerly part of the City and west of the Friedman Memorial Airport consisting of 39.993 acres (not including rights-of-way). The area is generally bounded by State Highway 75 on the north, Airport Way and Aviation Drive on the east, south of Dornier Way on the south, and Broadford Road on the west.

On May 13, 2021, HURA adopted Resolution No. 2021-004 accepting the 2021 Report and authorizing the Chair of the Agency to transmit the 2021 Report to the City Council requesting its consideration for designation of an urban renewal area and requesting the City Council to direct the Agency to prepare an urban renewal plan for the Airport Way Area. The 2021 Report includes a preliminary analysis concluding the base assessment roll value for the Airport Way Study Area along with the base

assessment roll for the existing Project Area do not exceed 10% of the overall current (2020) taxable property value of the City (10% is the maximum allowed by Idaho Code).

FISCAL IMPACT / PROJECT FINANCIAL ANALYSIS: Caselle #_____
Budget Line Item #_____ YTD Line Item Balance $_____
Estimated Hours Spent to Date: _____ Estimated Completion Date: _____
Staff Contact: _____ Phone # _____
Comments:

ACKNOWLEDGEMENT BY OTHER AFFECTED CITY DEPARTMENTS: (IFAPPLICABLE)

☐	City Administrator	☐	Library	☐	Benefits Committee
☐	City Attorney	☐	Mayor	☐	Streets
☐	City Clerk	☐	Planning	☐	Treasurer
☐	Building	☐	Police	☐	_____
☐	Engineer	☒	Public Works	☐	_____
☐	Fire Dept.	☐	P & Z Commission	☐	_____

RECOMMENDATION FROM APPLICABLE DEPARTMENT HEAD:

Motion to approve Resolution 2021-__, authorizing a joint agreement between the City of Hailey and the Hailey Urban Renewal Agency regarding River Street Improvements

---

ADMINISTRATIVE COMMENTS/APPROVAL:

City Administrator _____ Dept. Head Attend Meeting (circle one) Yes No

---

ACTION OF THE CITY COUNCIL:

Date _____

City Clerk _____

FOLLOW-UP:
*Ord./Res./Agrmt./Order Originals: Record
Copies (all info.):
Instrument # _____

*Additional/Exceptional Originals to: _____
Copies (AIS only)

CITY OF HAILEY
RESOLUTION 2021-0__

A RESOLUTION OF THE CITY COUNCIL OF THE CITY OF HAILEY, IDAHO, DETERMINING A CERTAIN AREA WITHIN THE CITY TO BE A DETERIORATED AREA OR A DETERIORATING AREA, OR A COMBINATION THEREOF, AS DEFINED BY IDAHO CODE SECTIONS 50-2018(9) AND 50-2903(8); DIRECTING THE URBAN RENEWAL AGENCY OF HAILEY, IDAHO, ALSO KNOWN AS THE HAILEY URBAN RENEWAL AGENCY, TO COMMENCE THE PREPARATION OF AN URBAN RENEWAL PLAN SUBJECT TO CERTAIN CONDITIONS, WHICH PLAN MAY INCLUDE REVENUE ALLOCATION PROVISIONS FOR ALL OR PART OF THE AREA; AND PROVIDING AN EFFECTIVE DATE.

WHEREAS, the City Council (the "City Council") and Mayor of the City of Hailey, Idaho (the "City"), respectively, on or about January 25, 2010, adopted and approved a resolution creating the Urban Renewal Agency of the City of Hailey, also known as the Hailey Urban Renewal Agency (the "Agency"), authorizing it to transact business and exercise the powers granted by the Idaho Urban Renewal Law of 1965, Chapter 20, Title 50, Idaho Code, as amended (hereinafter the "Law") and the Local Economic Development Act, Chapter 29, Title 50, Idaho Code, as amended (hereinafter the "Act") upon making the findings of necessity required for creating said Agency;

WHEREAS, the Mayor has duly appointed the Board of Commissioners of the Agency (the "Agency Board"), which appointment was confirmed by the City Council;

WHEREAS, the City Council after notice duly published, conducted a public hearing on the Urban Renewal Plan for the Gateway District Urban Renewal Project (the "Gateway Plan");

WHEREAS, following said public hearing, the City Council adopted its Ordinance No. 1138 on October 15, 2013, approving the Gateway Plan and making certain findings, including establishing the Gateway District revenue allocation area (the "Project Area");

WHEREAS, it has become apparent that additional property within the City may be deteriorating or deteriorated and should be examined as to whether such an area is eligible for urban renewal planning purposes;

WHEREAS, based on inquiries and information presented, the Agency commenced certain discussions concerning examination of an additional area within the City as appropriate for an urban renewal project;

WHEREAS, in early 2021, Kushlan | Associates commenced an eligibility study and preparation of an eligibility report of an area, referred to as the Airport Way Area, located in the south westerly part of the City and west of the Friedman Memorial Airport consisting of 39.993 acres (not including rights-of-way). The area is generally bounded by State Highway 75 on the north, Airport Way and Aviation Drive on the east, south of Dornier Way on the south, and Broadford Road on the west (the "Study Area");

WHEREAS, the Agency obtained the Airport Way Urban Renewal District Eligibility Report, dated April 2021 (the "2021 Report"), a copy of which is attached hereto as **Exhibit A** and incorporated herein by this reference, which examined the Study Area for the purpose of determining whether such area was a deteriorating area and/or a deteriorated area as defined by Idaho Code Sections 50-2018(8), (9) and 50-2903(8);

WHEREAS, pursuant to Idaho Code Sections 50-2018(8), (9) and 50-2903(8), which define the qualifying conditions of a deteriorating area and a deteriorated area, many of the conditions necessary to be present in such an area are found in the Airport Way Study Area, i.e.,

a. presence of a substantial number of deteriorated or deteriorating structures and deterioration of site;
b. age or obsolescence;
c. predominance of defective or inadequate street layout;
d. insanitary or unsafe conditions;
e. diversity of ownership;
f. results in economic underdevelopment of the area; and
g. substantially impairs or arrests the sound growth of a municipality.

WHEREAS, under the Law and Act, Idaho Code Sections 50-2903(8)(f) and 50-2018(8) and (9), the definition of a deteriorating area shall not apply to any agricultural operation as defined in section 22-4502(2), Idaho Code, absent the consent of the owner of the agricultural operation except for an agricultural operation that has not been used for three (3) consecutive years;

WHEREAS, the 2021 Report concludes there are not any parcels in the Study Area subject to such consent;

WHEREAS, the effects of the listed conditions cited in the 2021 Report result in economic underdevelopment of the area, substantially impairs or arrests the sound growth of a municipality, retards the provision of housing accommodations, constitutes an economic or social liability, and is a menace to the public health, safety, morals or welfare in its present condition or use;

WHEREAS, the Agency, on May 13, 2021, adopted Resolution No. 2021-004 (a copy of which is attached hereto as **Exhibit B** and incorporated herein by this reference, without attachments thereto) accepting the 2021 Report and authorizing the Chair of the Agency to transmit the 2021 Report to the City Council requesting its consideration for designation of an urban renewal area and requesting the City Council to direct the Agency to prepare an urban renewal plan for the Airport Way Area, which plan may include a revenue allocation provision as allowed by law;

WHEREAS, the 2021 Report includes a preliminary analysis concluding the base assessment roll value for the Study Area along with the base assessment roll for the existing Project Area do not exceed 10% of the overall current (2020) taxable property value of the City;

WHEREAS, pursuant to Idaho Code Section 50-2008, an urban renewal project may not be planned or initiated unless the local governing body has, by resolution, determined such area to

be a deteriorated area or deteriorating area, or combination thereof, and designated such area as appropriate for an urban renewal project;

WHEREAS, Idaho Code Section 50-2906, also requires that in order to adopt an urban renewal plan containing a revenue allocation financing provision, the local governing body must make a finding or determination that the area included in such plan is a deteriorated area or a deteriorating area;

WHEREAS, it is desirable and in the best public interest that the Agency prepare an urban renewal plan for the area identified as the Airport Way Area in the 2021 Report located in the city of Hailey, county of Blaine, state of Idaho;

NOW, THEREFORE, BE IT RESOLVED BY THE CITY COUNCIL OF THE CITY OF HAILEY, IDAHO:

Section 1: That the Mayor and the Council for the City of Hailey find and declare:

(a) That the Airport Way Area described in the 2021 Report is a deteriorated area and/or a deteriorating area existing within the City as defined by Chapters 20 and 29, Title 50, Idaho Code, as amended;

(b) That there is a need for the Agency, an urban renewal agency, to function in accordance with the provisions of said Chapters 20 and 29, Title 50, Idaho Code, as amended, within a designated area for the purpose of establishing an urban renewal plan; and

(c) That the area identified as the Airport Way Area in the 2021 Report is determined to be a deteriorated area or a deteriorating area, or a combination thereof, as defined in Chapters 20 and 29, Title 50, Idaho Code, as amended, and such area is designated as appropriate for an urban renewal project.

Section 2: That the City Council hereby directs the Agency to commence preparation of an urban renewal plan for the Airport Way Area described in the 2021 Report for consideration by the Agency Board and, if acceptable, final consideration by the City Council in compliance with Chapters 20 and 29, Title 50, Idaho Code, as amended.

Section 3: That this Resolution shall be in full force and effect immediately upon its adoption and approval.

THIS RESOLUTION IS ADOPTED THIS ____ day of May, 2021.

_____
Martha Burke, Mayor, City of Hailey

ATTEST:

_____
Mary Cone, City Clerk

Exhibit A

[Airport Way Urban Renewal District Eligibility Report, dated April 2021]

Airport Way
Urban Renewal District

Eligibility Report

Prepared for

Hailey Urban Renewal Agency
April 2021

Kushlan | Associates
Boise, Idaho

Introduction:

Kushlan | Associates was retained by the Hailey Urban Renewal Agency (Agency) to assist them in their consideration of the potential Airport Way Urban Renewal District located within the City of Hailey, Idaho.

The Mayor, with the confirmation of the City Council, has appointed five members to the Agency Board to guide the development of urban renewal plans and oversee their implementation. The current membership of the Agency Board is as follows:

Chair:	Larry Schwartz
Vice Chair	Sandi Viau
Commissioners	Walt Denekas
	Martha Burke
	Don Keirn
Urban Renewal	
Executive Director:	Lisa Horowitz
Secretary	Becky Stokes

Idaho Code § 50-2006 states: "URBAN RENEWAL AGENCY. (a) There is hereby created in each municipality an independent public body corporate and politic to be known as the "urban renewal agency" that was created by resolution as provided in section 50-2005, Idaho Code, before July 1, 2011, for the municipality.." to carry out the powers enumerated in the statutes. The Hailey City Council adopted Ordinance 1081 on April 11, 2011 bringing forth those powers within the City of Hailey.

The Hailey Urban Renewal Agency (HURA) currently oversees the implementation of one urban renewal district. The Gateway Urban Renewal District is the original district, which focuses on the revitalization of the downtown and adjacent areas. It was established by the City Council's adoption of Ordinance No. 1183 on October 15, 2013. The Gateway Urban Renewal District is set to expire on December 31, 2033.

Map of Gateway Urban Renewal District

Background:

Native Americans visited the area now known as the Wood River Valley from prehistoric times during warm weather and fur trappers roamed the intermountain Rockies during the first half of the 19th century. The first mining claim was filed in the Gold Belt located west of the current city of Hailey in 1865. Active mining in the area started in 1879 with the first shipment of ore leaving the valley on July 1, 1881. Mining continued as a primary function focusing on the extraction of gold, silver and lead until 1890. In addition to the focus on mining, the region hosted one of the most substantial wool industries in the United States. The economy of the area has now evolved into a significant tourist destination.

The town was founded by John Hailey who filed a homestead claim on the future townsite in 1879, increasing his claim the following year to 440 acres and establishing his new organization as the Hailey Town Company. The townsite was surveyed in 1881 and officially platted at the Alturas county seat in Rocky Bar on May 10, 1881.

Blaine County was created by the Idaho Legislature on March 5, 1895 combining Alturas and Logan Counties and naming Hailey as County Seat for the new county.

City of Hailey Population History:

1910 population	1,231
1920 population	1,201
1930 population	973
1940 population	1,443
1950 population	1,464
1960 population	1,185
1970 population	1,425
1980 population	2,109
1990 population	3,687
2000 population	6,200
2010 population	7,960
2020 population	8,900

Cities across the nation actively participate in the economic vitality of their communities through investment in infrastructure. Water and sewer facilities as well as transportation and other systems are all integral elements of an economically viable community. With the significant growth rate through recent decades and corresponding extension of infrastructure, Hailey has a significant amount of capital maintenance and capital improvements looming on the near horizon.

Title 50, Chapters 20 and 29, the Urban Renewal Law of 1965 and the Local Economic Development Act contain some of the few tools that are available to Idaho cities to help fund public improvements. New sources of State support are not likely to become available in the foreseeable future, thus the Agency's interest in exploring the potential for establishing their second urban renewal district is appropriate.

Demographics:

According to the US Census Bureau, the estimated 2020 population of the City is 8,900 which is a 12.57% increase since 2010. This growth rate exceeds that experienced statewide which was 11.9% during that period. Hailey's population has more than quadrupled since 1980.

At 31.0%, the City's percentage of people under 18 years of age exceeds the statewide percentage of 25.1% by 5.9%. The percentage of population under 5 years of age exceeds the statewide figure by 0.4% (6.9% vs. 6.5%). The percentage of the City's population over 65 years of age (10.0%) is less than the statewide percentage (16.3%) by 6.3%. These statistics reflect a population base that is considerably younger than that found statewide.

The population is predominately white at 96.4% as compared to the statewide percentage of 93.0%. The Hispanic population of Hailey (32.3%) substantially exceeds that of the state where that percentage is 12.8%

Housing units are 63.1% owner-occupied as opposed to the statewide statistic of 70.0%. Median value of owner-occupied housing units is $368,300 as compared to $212,300 statewide. Monthly owner costs with mortgage is $1,446 as compared to the statewide figure of $1,270. Median gross rent in the City of Hailey is reported as $671 as compared to $853 statewide.

When income statistics are compared to statewide numbers, we see that the population of the City lags the rest of Idaho. The median household income in the City is $51,158, approximately 9% below the statewide figure of $55,785. Per capita annual income for the City's population is $24,046 as compared to the statewide number of $27,970. The percentage of the City's population below poverty level is 12.2% as compared to the statewide number of 11.2%.

These statistics suggest that the City's population is in a challenging position as compared to many Idaho communities. The capital and service delivery demands presented by the significant level of growth, when considered in the context of the fiscal limitations on Idaho local government suggest that utilizing existing investment mechanisms such as found in Title 50, Chapters 20 and 29 is a prudent exercise of local legislative authority.

Statistics are derived from the latest United States Census Bureau Report.

Steps in Consideration of an Urban Renewal District:

The first step in consideration of establishing an urban renewal district in Idaho is to define a potential area for analysis as to whether conditions exist within it to qualify for redevelopment activities under the statute. We have called this the "Study Area."

The next step in the process is to review the conditions within the Study Area to determine whether the area is eligible for creating a district. The State Law governing urban renewal sets out the following criteria, at least one of which must be found, for an area to be considered eligible for urban renewal activities:

1. The Presence of a Substantial Number of Deteriorated or Deteriorating Structures and Deterioration of Site [50-2018(9) and 50-2903(8)(b)]

2. Age or Obsolescence [50-2018(8) and 50-2903(8)(a)]

3. Predominance of Defective or Inadequate Street Layout [50-2018(9) and 50-2903(8)(b)]

4. Faulty Lot Layout in Relation to Size, Adequacy, Accessibility, or Usefulness [50-2018(9) and 50-2903(8)(b)]

5. Insanitary or Unsafe Conditions [50-2018(9) and 50-2903(8)(b)]

6. Diversity of Ownership [50-2018(9) and 50-2903(8)(b)]

7. Tax or Special Assessment Delinquency [50-2018(9) and 50-2903(8)(b)]

8. Defective or Unusual Conditions of Title [50-2018(9) and 50-2903(8)(b)]

9. Results in Economic Underdevelopment of the Area [50-2903(8)(b)]

10. Substantially Impairs or Arrests the Sound Growth of a Municipality [50-2018(9) and 50-2903(8)(b)]

If the Eligibility Report finds that one or more of the conditions noted above exists within the Study Area, then the Agency may accept the findings and forward the Eligibility Report to the City Council for their consideration. If the City Council concurs with the determination of the Agency, they may direct that an Urban Renewal Plan be developed for the area that addresses the issues raised in the Eligibility Report.

The Agency then acts to prepare the Urban Renewal Plan for the new District and determines whether to also recommend the establishment of a Revenue Allocation

Area to fund improvements called for in the Plan. Once the Plan for the District and Revenue Allocation Area are completed, the Agency Board forwards it to the City Council for their consideration.

The City Council must refer the Urban Renewal Plan to the Planning and Zoning Commission to determine whether the Plan, as presented, is consistent with the City's Comprehensive Plan and make a corresponding finding. At the same time, other taxing entities levying property taxes within the boundaries of the proposed Urban Renewal District are provided a thirty-day opportunity to comment on the Plan to the City Council. While the taxing entities are invited to comment on the Plan, their concurrence is not required for the City Council to proceed with formal consideration.

Once the Planning and Zoning Commission makes their finding of conformity and the thirty-day comment period has passed, the City Council is permitted to hold a public hearing and formally consider the adoption of the Plan creating the new Urban Renewal District and Revenue Allocation Area.

The City Council must also find that the taxable value of the district to be created plus the Base Assessed Value of any existing Urban Renewal / Revenue Allocation Area does not exceed the statutory maximum of 10% of the citywide assessed valuation.

If the City Council, in their discretion chooses to proceed, they will officially adopt the Urban Renewal Plan and Revenue Allocation Area and provide official notification of that action to the County Assessor and Idaho State Tax Commission.

The Agency then proceeds to implement the Plan.

Analysis of the Study Area:

Description of the Airport Way Urban Renewal District Study Area:

The Study Area subject to the current review is located in the south westerly part of the City and west of the Friedman Memorial Airport. The Airport Way District is a primarily developed commercial and industrial area containing 62 parcels located on 39.993 acres (not including rights-of-way) with 40 separate owners-of-record. In addition, there are 33 owners of commercial and residential condominiums located within the Study Area. Combined, there are 73 individual owners-of-record within the Study Area. Six (6) of those parcels are under the ownership of public entities and thus are statutorily exempt from property taxes. One (1) single family residence exists along the east side of Broadford Road and reflects the Idaho State Homeowner Property Tax Exemption, indicating it serves as the primary residence of the owner. There are nine (9) condominium properties reflecting residential assessed values, six of which also reflect Homeowner

Property Tax Exemption indicating that these units serve as primary residences even though located in the Service Commercial Industrial zone.

The Study Area is accessed by way of Airport Way from State Highway 75 via a signalized intersection. Airport Way extends through an "S" curve where it transitions into Aviation Way. Various intersecting low-volume streets provide local access to existing businesses and vacant properties. Airport Way /Aviation Way provide the only access to the area with the exception of a substandard county road (Broadford–Highlands Road) located a substantial distance from the main activity areas of the district. This is particularly significant due to the location of critical uses long this access roadway. St. Luke's Clinic and the Blaine County Public Safety Complex as well as the City's maintenance facility are all located here and are served by this access facility. Should the northern end of Airport Way be blocked for any reason, access to and from these critical community facilities would be severely hampered.

Table 1 reflects the data for each of the tax parcels represented in the Study Area:

Table 1

Study Area – Airport Way						
Tax Parcel	Site Address	Acres	Land Value	Improvement Value	Total Taxable Value	% Impr. Value / Land Value
RPH0727000003A	810 S Main St	2.01	$0	$0	$0	N/A
RPH0445002011A	920 S. Main St.	1.45	$501,191	$410,810	$912,001	82%
RPH0445002011B	960 S Main St.	0.49	$169258	$90,458	$259716	53%
RPH04450020100	920 S Main St.	1.0	$344,957	$0	$344,957	Vacant
RPH04450010070	921 S. Main St	1.47	$508,450	$598,317	$1,106,767	118%
RPH04450010090	1020 Airport Way	1.0	$345,304	$6,265,928	$6,611,232	1,815%
RPH04450010060	1021 Airport Way	1.0	$345,304	$366,082	$711,386	106%
RPH04450020080	1030 Airport Way	1.0	$344,957	$297,134	$642,091	86%
RPH04450020060	1040 Airport Way	0.5	$242,421	$125,839	$368,260	52%
RPH04450010030	1041 Airport Way	3.0	$692,217	$1,014,799	$1,707,016	147%
RPH04450020070	1042 Airport Way	0.5	$244,368	$89,919	$334,287	37%
RPH04450020050	1120 Airport Way	0.5	$243,881	$0	$243,881	Vacant
RPH04450020040	1130 Airport Way	0.5	$243,394	$0	$243,394	Vacant
RPH0445001002A	1131 Airport Way	0.43	$207,859	$304,942	$512,801	147%

RPH04450020030	1140 Airport Way	0.47	$227,816	$122,595	$350,411	54%
RPH04450020010	1220 Airport Way	0.63	$304,729	$158,367	$463,096	52%
RPH040000501A0	1221 Airport Way	0.35	$170,120	$170,750	$340,870	100%
RPH04450020020	1230 Airport Way	0.56	$274,549	$324,564	$599,113	118%
RPH040000501D0	120 Citation Way	0.25	$121,874	$0	$121,874	Vacant
RPH040000501C0	131 Citation Way	0.27	$132,111	$76,176	$208,287	58%
RPH040000501B0	141 Citation Way	0.58	$255,039	$1,010,476	$1,265,515	396%
RPH04000010100		02.54	$693,527	$0	$693,527	Vacant
RPH040000501E0	1251 Airport Way	0.63	$277,544	$0	$277,544	Vacant
RPH040000501F0		0.25	$121,386	$0	$121,386	Vacant
RPH040000502A0	1220 Aviation Drive	0.75	$332,258	$0	$332,258	Vacant
RPH040000401C0	1290 Citation Way	0.46	$223,760	$0	$223,760	Vacant
RPH040000401DD	1310 Citation Way	0.43	$209,134	$0	$209,134	Vacant
RPH040000401EE	1351 Aviation Drive	0.7	$308,870	$545,713	$854,583	177%
RPH04000040200	1451 Aviation Drive	1.6	$554,054	$412,409	$966,463	74%
RPH040000403A0	1551 Aviation Drive	2.6	$708,539	$0	$708,539	Vacant
RPH040000403B0	1611 Aviation Drive	1.0	$345,797	$0	$345,797	Vacant
RPH0400000000A		0.63	Exempt (City)	Exempt (City)	Exempt (City)	Vacant
RPH2N18015343A	43 Broadford Road	1.0	$167,580	$260,953	$428,533 *	156%
RPH040000401A0	131 Citation Way	0.53	$224,068	$0	$224,068	Vacant
RPH040000401B0	1291 Citation Way	0.51	$224,603	$0	$224,603	Vacant
RPH040000502E0	20 Comet Lane	0.52	230,772	$0	$230,772	Vacant
RPH040000502D0	30 Comet Lane	0.26	$127,723	$0	$127,723	Vacant
RPH040000502C0	40 Comet Lane	0.22	$107,735	$0	$107,735	Vacant
RPH040000502B0		0.33	$161,445	$0	$161,445	Vacant
RPH040000502J0	11 Comet Lane	0.22	$109,180	$0	$109,180	Vacant
RPH07270000000	Common Area	0	$0	$0	$0	Common Area
RPH040000502H0	31 Comet Lane	0.22	109,708	$0	$109,708	Vacant
RPH040000502G0	41 Comet Lane	0.22	$109,708	$0	$109,708	Vacant
RPH040000502F0		0.4	$193,048	$0	$193,048	Vacant
RPH07220000000		0	$0	$0	$0	Common Area

RPH07000000000		0	$0	$0	$0	Common Area
RPH04480010100	1020 Business Park Dr	0.83	$388,700	$702,477	$1,091,177	181%
RPH04480010090	1010 Business Park Dr	0.25	$164,948	$226,904	$391,852	138%
RPH0448001008A	1012 Business Park Dr	0.26	$169,54	$223,563	$393,112	132%
RPH0448001007A	1014 Business Park Dr	0.23	$153,777	$199,025	$352,802	129%
RPH04480010040	910 Business Park Dr	0.62	$290,238	$322,430	$612,668	111%
RPH04480010030	810 South Main St	0.15	Exempt	Exempt	Exempt	Exempt
RPH04480010020	810 South Main	0.16	Exempt	Exempt	Exempt	Exempt
RPH04480010010	820 South Main St.	1.39	Exempt	Exempt	Exempt	Exempt
RPH2N180160680	830 Broadford Road	0.39	$134,447	$235,298	$369,745	175%
RPH2N180160690		0.22	Exempt	Exempt	Exempt	Exempt
RPH070800000A0		0	0	0	0	Common Area
RPH040000404A0	110 Dornier Way	0.26	$126,750	$0	$126,750	Vacant
RPH040000404B0		0.25	$121,834	$0	$121,834	Vacant
RPH040000404B0		0.413	$201,334	$0	$201,334	Vacant
Total Study Area		**39.993**	**$13,497,073**	**$14,822,010**	**$28,319,083**	
Condominiums						
Parcel Number	**Site Address**	**Commercial Value**	**Residential Value**	**Market Value**	**H/O Exemption**	**Taxable Value**
Comet Condominiums						
RPH0727000001A	21 Comet Lane #1A	$232,076	$0	$232,076	$0	$232,076
RPH07270000020	21 Comet Lane # 2	$231,914	$0	$231,914	$0	$231,914
RPH0727000003A	21 Comet Lane #3A	$0	$188,600	$188,600	$94,300	$94,300
RPH07270000040	21 Comet Lane #4	$200,328	$0	$200,328	$0	$200,328
Total Comet Condominiums		$664,318	$188,600	$852,918	$94,300	$758,618
1120 Broadford Condos						
RPH07220000010	1120 Broadford Road A1	$107,500	$150,500	$258,000	$75,250	$182,750
RPH07220000020	1120 Broadford Road Unit 2	$104,625	$146,475	4251,100	$73,238	$177,862
RPH07220000030	1120 Broadford Road Unit 3	$98,000	$137,200	$235,200	$68,000	$166,600
RPH07220000040	1120 Broadford Road Unit 4	$196,000	$0	$196,000	$0	$196,000
RPH07220000050	1120 Broadford Road Unit 5	$266,375	$0	$266,375	$0	$266,375
RPH07220000060	1120 Broadford Road Unit 6	$131,500	$189,700	$321,200	$0	$321,200
RPH07220000070	1120 Broadford Road Unit 7	$98,000	$137,200	$235,200	$68,600	$166,600
RPH07220000080	1120 Broadford Road Unit 8	$196,000	$0	$196,000	$0	$196,000

RPH07220000090	1120 Broadford Road Unit 9	$105,125	$147,175	$252,300	$0	$252,300
RPH07220000100	1120 Broadford Road Unit 10	$214,875	$0	$214,875	$0	$214,875
RPH07220000110	1120 Broadford Road Unit 11	$91,000	$127,400	$218,400	$63,700	$154,700
RPH07220000120	1120 Broadford Road Unit 12	$196,000	$0	$196,000	$0	$196,000
RPH07220000130	1120 Broadford Road Unit 13	$192,125	$0	$192,125	$0	$192,125
RPH07220000140	1120 Broadford Road Unit 14	$193,000	$0	$193,000	$0	$193,000
RPH07220000150	1120 Broadford Road Unit 15	$118,625	$42,350	$160,975	$0	$160,975
Total 1120 Bradford Condos		$2,308,750	$1,078,000	$3,386,750	$349,388	$3,037,362
1030 Business Park Condos						
RPH070000000A0	1030 Business Park Dr., Suite A	$168,612	$0	$168,612	$0	$168,612
RPH070000000B0	1030 Business Park Dr., Suite B	$195,445	$0	$195,445	$0	$195,445
RPH070000000C0	1030 Business Park Dr., Suite C	$228,974	$0	$228,974	$0	$228,974
RPH070000000D0	1030 Business Park Dr., Suite D	$133,612	$0	$133,612	$0	$133,612
RPH070000000E0	1030 Business Park Dr., Suite E	$133,612	$0	$133,612	$0	$133,612
RPH070000000F0	1030 Business Park Dr., Suite F	$202,147	$0	$202,147	$0	$202,147
RPH070000000G0	1030 Business Park Dr., Suite G	$200,634	$0	$200,634	$0	$200,634
Total 1030 Business Park Condos		$1,263,036	$0	$1,263,036	$0	$1,263,036
Warehouse West Condos						
RPH0708000B050	1141 Airport Way B5	$88,634	$0	$88,634	$0	$88,634
RPH0708000D030	1141 Airport Way D3	$48,818	$0	$48,818	$0	$48,818
RPH0708000D040	1141 Airport Way D4	$48,818	$0	$48,818	$0	$48,818
RPH0708000D050	1141 Airport Way D5	$47,783	$0	$47,783	$0	$47,783
RPH0708000D070	1141 Airport Way D7	$48,818	$0	$48,818	$0	$48,818
RPH0708000D080	1141 Airport Way D8	$48,818	$0	$48,818	$0	$48,818
RPH0708000D090	1141 Airport Way D9	$48,818	$0	$48,818	$0	$48,818
RPH0708000D100	1141 Airport Way D10	$47,414	$0	$47,414	$0	$47,414
RPH0708000F010	1141 Airport Way F1	$76,414	$0	$76,414	$0	$76,414
RPH0708000F020	1141 Airport Way F2	$78,477	$0	$78,477	$0	$78,477
RPH0708000F030	1141 Airport Way F3	$78,557	$0	$78,557	$0	$78,557
RPH0708000F040	1141 Airport Way B5	$76,414	$0	$76,414	$0	$76,414
Total Warehouse West Condos		$738,152	$0	$738,152	$0	$738,152
Total Condominium		**$4,974,256**	**$1,266,600**	**$6,240,856**	**$443,688**	**$5,797,168**

Total Taxable Value	
Land and Improvements	$28,319,083
Condominiums	$5,797,168
Total Taxable Value	$34,116,251

Please see the map below for a graphic representation of the Airport Way Urban Renewal District Study Area.

Airport Way Urban Renewal District

The proposed Airport Way Urban Renewal District consists of 62 tax parcels representing 39.993 acres (not including rights-of-way) located in the southwest part of the City, west of the Friedman Memorial Airport. There are an additional 38 condominium units located within the Study Area. It consists of commercially and industrially zoned properties along with a variety of public uses. Zoning designations are LI, SCI-SO, SCI, I, LR-1, LR-2 and TI. There is one Residentially zoned parcel located along Broadford Road.

None of the parcels included within the Study Area have been used for agricultural or forestry purposes during the past three years, negating the requirement to gain specific consent of any property owner of such a property for inclusion in an urban renewal district.

While both private and public entities have made significant investment in the southerly portions of the Study Area with improvements to the streets and sidewalks along Aviation Way, the northerly portion of the Study Area has not seen investments that would bring the area's infrastructure up to current urban standards creating a significant gap between the more current level of infrastructure investment in the south and State Highway 75 at the north. Additionally, a detailed review of the Study Area reflects a pattern of underinvestment and disinvestment over time. The American Institute of Appraisers suggests that an economically viable, developed property would reflect a ratio of 30% land to 70% improvements. After initial improvements are made, without continuing reinvestment, the improvement ratio declines; and as it approaches par, a condition of disinvestment or deterioration is assumed. For the purposes of this study we have assumed that those parcels where the improvement value is less than the land value, a "deteriorated" condition exists. In those parcels where the improvement value is between 100% and 150% of land value, a "deteriorating" condition exists.

Table 1 above shows that approximately 33.8% (20) of the privately held properties located within the Study Area either reflect this "deteriorated" or "deteriorating" condition. Another 33.9% of the privately held properties are vacant consisting of 15.05 acres or 37.1% of the total acreage.

Streets: As noted above, Aviation Drive has been improved to urban standards with required curb, gutter, drainage, and at least, partial, pedestrian facilities. Signalization of the intersection of Airport Way with State Highway 75 has been installed. The southerly portion of Airport Way, where there is a transition around an "S" Curve into Aviation Drive, has been partially improved. A curb and gutter section extends though the curve but sidewalks are available only on one side. Local streets served from the southern portion of Airport Way and Aviation Way have been paved with valley gutters in the center allowing rainwater and snowmelt

to enter the storm drainage system. Curb and gutter are not provided on the local streets nor are there pedestrian facilities located there.

The northerly portion of Airport Way consists of asphalt mat paving with no curb and gutter, pedestrian, bicycle nor storm drainage facilities, allowing the pavement edge to ravel creating an uneven verge with the gravel shoulder.

Storm Drainage: As noted in the section on Streets conditions above, Airport Way north of the curve is devoid of storm drainage facilities. This condition allows for the ponding of water during periods of snow melt and heavy rainfall, thus obscuring the uneven pavement edge creating a driving hazard as well as undermining the roadway base creating a costly maintenance requirement.

Pedestrian facilities: Investment has been made in the pedestrian facilities along Aviation Drive yet these facilities are isolated as there is no connection to State Highway 75 to the north along Airport Way. Pedestrian facilities are in place on the State Highway and for a short distance south of the State right-of-way on Airport Way. This requires pedestrians to compete with through traffic and industrial movements jeopardizing their safety, especially given the condition of the streets as noted in that section. City planning documents envision continued commercial and industrial investment in the area and beyond thus increasing pedestrian and bicycle traffic and the resultant vehicle conflicts along Airport Way.

Illumination: Decorative streetlights are present along Aviation Drive but no illumination has been provided along Airport Way. This can be especially dangerous in the future as pedestrian volumes increase in the busy area.

Water: Beyond the general discussion of community water supply capacity during certain parts of the year, the water distribution system within the Airport Way Study Area appears to be adequate to accommodate the vision for the area found in City planning documents.

Fire Protection: Fire hydrants exist throughout the Study Area, however their placement appears inconsistent. Given the commercial and industrial nature of the area, hazardous activities may be conducted within the buildings currently in the areas or planned. Thus, adequate fire flows are imperative and consistent location of hydrants facilitate their location during times of the year when their locations might be obscured by snow accumulation.

Sewer Collection: Sewer collection capacity within the Study Area appears adequate to accommodate current levels of anticipated growth within that area.

Bicycle Facilities: Bicycle traffic is increasing as the area develops, yet no dedicated bicycle facilities are in place to accommodate this increasingly popular transportation mode.

Streetscapes: The City has established a high standard of streetscaping in the southern portion of the Study Area with curb, gutter, sidewalks, street lighting and landscaping. These amenities are not present in the northerly portion of the Study Area along Airport Way.

Required Findings Regarding Eligibility for the Study Area:

In order to make a finding that the Airport Way Study Area is, in fact, eligible for being considered for the establishment of an urban renewal district, one must compare the conditions found in the area with the statutory criteria noted above. For the convenience of the reader those criteria are repeated here:

1. The Presence of a Substantial Number of Deteriorated or Deteriorating Structures and Deterioration of Site [50-2018(9); and 50-2903(8)(b)]

2. Age or Obsolescence [50-2018(8) and 50-2903(8)(a)]

3. Predominance of Defective or Inadequate Street Layout [50-2018(9) and 50-2903(8)(b)]

4. Faulty Lot Layout in Relation to Size, Adequacy, Accessibility or Usefulness [50-2018(9) and 50-2903(8)(b)]
5. Insanitary or Unsafe Conditions [50-2018(9) and 50-2903(8)(b)]

6. Diversity of Ownership [50-2018(9); 50-2903(8)(b)]

7. Tax or Special Assessment Delinquency [50-2018(9) and 50-2903(8)(b)]

8. Defective or Unusual Conditions of Title [50-2018(9) and 50-2903(8)(b)]

9. Results in Economic Underdevelopment of the Area [50-2903(8)(b)]

10. Substantially Impairs or Arrests the Sound Growth of a Municipality [50-2018(9) and 50-2903(8)(b)]

Criterion #1: *The Presence of a Substantial Number of Deteriorated or Deteriorating Structures; and Deterioration of Site*: As noted above 16.9% of the privately owned properties within the Study Area reflect improvement values less than land values. An additional 10 parcels (16.9%) reflect values that approach that point where land values exceed improvement values. 37.1% of the parcels remain vacant. This suggests that deteriorated or deteriorating structures exist or that deterioration of site exists as a significant number of properties are vacant. Therefore, Criterion #1 is met.

Criterion #2: *Age or Obsolescence*: Substantial investment has been made in the southerly portion of the Study Area, but the majority of the Study Area along Airport Way are properties reflecting disinvestment. A substantial number of vacant parcels remain throughout the Study Area. Therefore Criterion #2 is met.

Criterion #3: *Predominance of Defective or Inadequate Street Layout.* Adequate right-of way exists to accommodate the new investment consistent with the City's Comprehensive Plan. However, the primary access street into the Study Area has not been improved to full urban standards as required under City of Hailey development regulations. Full improvements to Airport Way will be required to bring the infrastructure in the area into compliance with current City requirements. The pedestrian system will need to be completed.

Additionally, access to the area is limited to Airport Way / Aviation Drive creating essentially a "one-way-in, one-way-out" situation. The area is immediately adjacent to the region's airport with frequent commercial flights as well as large volumes of general aviation traffic. The area serves as the location of the St. Luke's Hailey Clinic as well as the Blaine County Public Safety complex and the City of Hailey Maintenance facility. Should an unfortunate incident occur impacting the exclusive access route into the area, emergency response would be severely compromised.

Pedestrian and bicycle facilities are not in place and require installation to enhance safety for these modes of travel. Therefore, Criterion #3 is met.

Criterion #4: *Faulty Lot Layout in Relation to Size, Adequacy, Accessibility or Usefulness*. The lots located in the Study Area are regularly configured and consistent with the requirements of City regulations. Therefore, Criterion #4 is not met.

Criterion #5: *Insanitary or Unsafe Conditions*. The substandard condition of Airport Way, the lack of adequate storm drainage facilities, the incomplete street lighting system and the lack of adequate pedestrian and bicycle facilities, and insufficient access to critical community facilities point to current unsafe conditions that will be exacerbated as development occurs consistent with the City's Comprehensive Plan. Therefore, Criterion #5 is met.

Criterion #6: *Diversity of Ownership*. The 62 parcels and 38 condominiums examined in this study are under the ownership or control of 73 individuals or entities. Therefore, Criterion #6 is met.

Criterion #7: *Tax or Special Assessment Delinquency:* The records of the Blaine County Assessor do not reflect any tax or special assessment delinquency. Therefore, Criterion #7 is not met.

Criterion #8: *Defective or Unusual Conditions of Title*: No known defective or unusual conditions of title exist. Therefore Criterion 8 has not been met.

Criterion #9: *Results in Economic Underdevelopment of the Area:* The southerly portion of the Study Area has seen investment in recent years. However, a significant amount of the land within the Study Area remains underutilized and, in some cases, we see deteriorating uses. Therefore, Criterion #9 is met.

Criterion #10: *Substantially Impairs or Arrests the Sound Growth of a Municipality*. The Study Area represents one of only two areas zoned for industrial uses in the City of Hailey. The Study Area is the only reasonable location to expand uses need to support a growing area economy. Therefore, Criterion #10 is met.

Findings: Airport Way District Study Area: Conditions exist within the Airport Way Study Area to allow the Board of Commissioners of the Agency and the City Council to determine that the area is eligible for urban renewal activities as prescribed in State Law.

	Criteria	Met	Not Met
1	The Presence of a Substantial Number of Deteriorated or Deteriorating Structures; and Deterioration of Site	X	
2	Age or Obsolescence	X	
3	Predominance of Defective or Inadequate Street Layout	X	
4	Faulty Lot Layout in Relation to Size, Adequacy, Accessibility or Usefulness		X
5	Insanitary or Unsafe Conditions	X	
6	Diversity of Ownership	X	
7	Tax or Special Assessment Delinquency		X
8	Defective or unusual condition of title		X
9	Results in Economic Underdevelopment of the Area	X	
10	Substantially Impairs or Arrests the Sound Growth of a Municipality	X	

Analysis: Open Land Conditions: The parcels located within the Study Area are located within the City limits and have been dedicated to various urban uses. Therefore, the provisions of Idaho Code Section 50-2903(8)(c) and 50-2008(d) do not apply.

Conclusion: Based upon our review of the data and the conditions that exist within the Study Area as noted above, one or more of the necessary criteria have been met and therefore the Hailey City Council may, determine that the Airport Way Urban Renewal District, as proposed, is eligible for the establishment of an urban renewal district.

Other Relevant Issues:

Agricultural Landowners Concurrence: None of the area within the Study Area is dedicated to agricultural uses. The statutory provisions concerning the creation of an urban renewal district prohibit inclusion of any land used for an agricultural operation without the express written consent of the property owner. Given that no such uses exist nor have existed during the previous three years, consent is not required.

10% Analysis: In addition to the findings reported above, we also sought to verify that the assessed value of the proposed Study Area is within the statutory limits. As noted above, State Law limits the percentage of assessed value that can be included in urban renewal / revenue allocation districts to 10% of the total valuation of the City. According to Blaine County Assessor records, the most recent certified value for the City is $1,126,647,293. The taxable value of the Study Area is $34,116,251 representing 3.03% of the total City assessed value. The Base Assessed Value of the Gateway District is $67,496,712. The Table below shows the result compared to the statutory requirement.

Statutory 10% Limitation Analysis		
Area	**Base Assessed Value**	**Percentage**
Total City	**$1,126,647,293**	**100%**
• Gateway District URD	$67,496,712	5.99%
• Proposed South Woodside A District URD	$34,116,251	3.03%
Total UR Base Assessed Value Percentage	**$101,612,963**	**9.02%**

We also explored the effect of creating this district on the capacity of the Urban Renewal Agency to consider future districts should they choose to do so. The table below shows that even if a new district similar to the Airport Way District were to be established, approximately 0.98% of the citywide assessed value would remain uncommitted.

Remaining Urban Renewal Capacity		
• Maximum 10% Limitation	$112,664,729	10%
• Gateway District URD	$67,496,715	5.99%
• Proposed Airport Way District URD	$34,116,251	3.03%
• Total AV in Revenue Allocation Areas	**$101,612,753**	**9.02%**
• **Available AV under limitation**	**$11,051,766**	**0.98%**

Exhibit B

[Hailey Urban Renewal Agency Resolution No. 2021-004 (Accepting the 2021 Report), without attachments]

RESOLUTION NO. 2021-004

BY THE BOARD OF COMMISSIONERS OF THE URBAN RENEWAL AGENCY OF HAILEY, IDAHO:

A RESOLUTION OF THE BOARD OF COMMISSIONERS OF THE URBAN RENEWAL AGENCY OF HAILEY, IDAHO, ACCEPTING THAT CERTAIN REPORT ON ELIGIBILITY FOR CERTAIN PROPERTY REFERRED TO AS THE AIRPORT WAY DISTRICT AREA AS AN URBAN RENEWAL AREA AND REVENUE ALLOCATION AREA AND JUSTIFICATION FOR DESIGNATING THE AREA AS APPROPRIATE FOR AN URBAN RENEWAL PROJECT; AUTHORIZING AND DIRECTING THE CHAIR TO TRANSMIT THE REPORT AND THIS RESOLUTION TO THE CITY COUNCIL OF THE CITY OF HAILEY REQUESTING ITS CONSIDERATION FOR DESIGNATION OF AN URBAN RENEWAL AREA AND SEEKING FURTHER DIRECTION FROM THE COUNCIL; AND PROVIDING AN EFFECTIVE DATE.

THIS RESOLUTION, made on the date hereinafter set forth by the Urban Renewal Agency of Hailey, Idaho, also known as the Hailey Urban Renewal Agency, an independent public body, corporate and politic, authorized under the authority of the Idaho Urban Renewal Law of 1965, Chapter 20, Title 50, Idaho Code, as amended (hereinafter the "Law") and the Local Economic Development Act, Chapter 29, Title 50, Idaho Code, as amended (hereinafter the "Act"), a duly created and functioning urban renewal agency for Hailey, Idaho, hereinafter referred to as the "Agency."

WHEREAS, the City Council ("City Council") of the city of Hailey, Idaho (the "City"), after notice duly published, conducted a public hearing on the Urban Renewal Plan for the Gateway District Urban Renewal Project (the "Gateway Plan");

WHEREAS, following said public hearing the City Council adopted its Ordinance No. 1138 on October 15, 2013, approving the Gateway Plan and making certain findings, including establishing the Gateway District revenue allocation area;

WHEREAS, it has become apparent that additional property within the City may be deteriorating or deteriorated and should be examined as to whether such an area is eligible for urban renewal planning purposes;

WHEREAS, in early 2021, the Agency authorized Kushlan | Associates to commence an eligibility study and preparation of an eligibility report of an area, referred to as the Airport Way District, located in the south westerly part of the City and west of the Friedman Memorial Airport

consisting of 39.993 acres (not including rights-of-way). The area is generally bounded by State Highway 75 on the north, Airport Way and Aviation Drive on the east, south of Dornier Way on the south, and Broadford Road on the west (the "Study Area");

WHEREAS, the Agency has obtained the Airport Way Urban Renewal District Eligibility Report, dated April 2021 (the "2021 Report"), which examined the Study Area for the purpose of determining whether such area was a deteriorating area and/or a deteriorated area as defined by Idaho Code Sections 50-2018(9) and 50-2903(8);

WHEREAS, the 2021 Report has been submitted to the Agency, a copy of which is attached hereto as Exhibit A;

WHEREAS, the 2021 Study finds there is no open land within the Study Area as contemplated in Idaho Code Sections 50-2018(9), 50-2903(8)(c), and 50-2008(d);

WHEREAS, under the Law and Act, Idaho Code Sections 50-2903(8)(f) and 50-2018(8) and (9), the definition of a deteriorating area shall not apply to any agricultural operation as defined in section 22-4502(2), Idaho Code, absent the consent of the owner of the agricultural operation except for an agricultural operation that has not been used for three (3) consecutive years;

WHEREAS, the 2021 Report does not include parcels subject to such consent;

WHEREAS, pursuant to Idaho Code Section 50-2008, an urban renewal project may not be planned or initiated unless the local governing body has, by resolution, determined such area to be a deteriorated area or deteriorating area, or combination thereof, and designated such area as appropriate for an urban renewal project;

WHEREAS, Idaho Code Section 50-2906, also requires that in order to adopt an urban renewal plan containing a revenue allocation financing provision, the local governing body must make a finding or determination that the area included in such plan is a deteriorated area or deteriorating area;

WHEREAS, the Agency Board finds it in the best public interest to accept the 2021 Report.

NOW, THEREFORE, BE IT RESOLVED BY THE MEMBERS OF THE BOARD OF COMMISSIONERS OF THE HAILEY URBAN RENEWAL AGENCY OF THE CITY OF HAILEY, IDAHO, AS FOLLOWS:

Section 1. That the above statements are true and correct.

Section 2. That the Agency Board acknowledges acceptance and receipt of the 2021 Report.

Section 3. That there are one or more areas within the City that are a deteriorating area or a deteriorated area as defined by Idaho Code Sections 50-2018(9) and 50-2903(8).

Section 4. That one such area is an area referred to as the Airport Way District, located in the south westerly part of the City and west of the Friedman Memorial Airport consisting of 39.993 acres (not including rights-of-way). The area is generally bounded by State Highway 75 on the north, Airport Way and Aviation Drive on the east, south of Dornier Way on the south, and Broadford Road on the west.

Section 5. That the rehabilitation, conservation, and redevelopment, or a combination thereof, of such area is necessary in the interest of the public health, safety, and welfare of the residents of the City.

Section 6. That the Chair of the Agency Board of Commissioners is hereby authorized to transmit the 2021 Report to the Hailey City Council requesting that the City Council:

a. Determine whether the Study Area identified in the 2021 Report qualifies as an urban renewal project and there is justification for designating the area, as appropriate, for an urban renewal project; and

b. If such designation is made, whether the Agency should proceed with the preparation of an urban renewal plan for the area, which plan may include a revenue allocation provision as allowed by law.

Section 7. That this Resolution shall be in full force and effect immediately upon its adoption and approval.

PASSED By the Urban Renewal Agency of Hailey, Idaho, on May 13, 2021. Signed by the Chair of the Board of Commissioners and attested by the Secretary to the Board of Commissioners, on May 13, 2021.

URBAN RENEWAL AGENCY OF HAILEY

By _____
Chair

ATTEST:

By _____
Secretary

4824-3086-2563, v. 5

Return to Agenda

AGENDA ITEM SUMMARY

DATE: 05/24/2021 DEPARTMENT: Admin DEPT. HEAD SIGNATURE: HD

SUBJECT:
Staff Report – Idaho's new property tax legislation's effect on the City of Hailey

---

AUTHORITY: ☐ ID Code ☐ IAR _____ ☐ City Ordinance/Code _____
(IFAPPLICABLE)

BACKGROUND/SUMMARY OF ALTERNATIVES CONSIDERED:

During the final week of the legislative session, changes to Idaho's property tax laws were hastily pushed into law. For local taxing districts, the primary changes include:

1. The law reduces the amount of valuation available to tax new construction and annexation to 90% of total assessed value.
2. It delays the entry of an improved property's market value on the new construction roll until after the improvements are completed.
3. It creates a total cap of 8% on property tax increases from all sources in any budget year.
4. It reduces the amount of forgone revenue a taxing district may take for ongoing budget growth but provides a mechanism for expenditures that are considered one-time capital projects.
5. It provides that only 80% of an urban renewal area's taxable value be calculated into city property taxes as the URA sunsets.

ANALYSES – What does this mean for the City of Hailey?

Attached is 15-year history of how Hailey's property tax budget has increased year over year. The new law does not preclude Hailey from taking its 3% increase over its highest property tax revenue budget, which was $2.8 million for FY 2021. We have no concerns about being limited by the 8% cap, because Hailey has historically never exceeded 6%. The construction boom of FY 2008 and 2009 contained our highest new construction and annexation amounts, with Old Cutters coming onto our property tax rolls in 2008 and several large commercial projects coming onto the property tax rolls in 2009 after the building boom had gone into recession and several projects were finished up. The change in Hailey's revenue will come with the limits placed on new construction, including the 90% of value in #1 above, and the delay in use in #2 above. We expect the effect of the 90% limit to result in the receipt of approximately $5,000 to $10,000 less than would have been received under the previous law. We expect the delay in improved property to simply roll receipts forward. For example, Sunbeam Subdivision will not be subject to the changed assessment from agricultural to residential taxation all at once upon platting; the assessment on lots will occur one by one as the residences are constructed.

#4 poses no concerns, because Hailey has no foregone property tax amounts on our books.
#5 has not been finalized; legislative committees are already working on amendments to the law. Analyses of it at this time is premature, and Hailey URA doesn't sunset until 2034.

RECOMMENDATION FROM APPLICABLE DEPARTMENT HEAD:

Information only. No action required.

ACTION OF THE CITY COUNCIL:
Date : _____
City Clerk _____

FOLLOW-UP:

*Ord./Res./Agrmt./Order Originals: Record
Copies (all info.):
Instrument # _____

*Additional/Exceptional Originals to: _____
Copies (AIS only)

City of Hailey Property Taxes for 15 Year Period

2006	% Increase	2007	% Increase	2008	% Increase	2009	% Increase
$1,544,036		$1,611,065	4.34%	$1,707,797	6.00%	$1,807,411	5.83%
2010		**2011**		**2012**		**2013**	
$1,863,772	3.12%	$1,925,047	3.29%	$1,989,976	3.37%	$2,055,597	3.30%
2014		**2015**		**2016**		**2017**	
$2,177,428	5.93%	$2,252,547	3.45%	$2,330,147	3.44%	$2,415,893	3.68%
2018		**2019**		**2020**		**2021**	
$2,535,103	4.93%	$2,569,002	1.34%	$2,675,197	4.13%	$2,783,167	4.04%

Return to Agenda