

AGENDA ITEM SUMMARY

DATE: 08/19/2013 DEPT.: Legislative/Administration DEPT. HEAD SIGNATURE: HD

SUBJECT:

FY 2013 Budget Amendment

Ord. 1129

AUTHORITY: ID Code 50-1002 IAR _____ City Ordinance
(IF APPLICABLE)

BACKGROUND/SUMMARY OF ALTERNATIVES CONSIDERED:

The City Council made decisions pertaining to the current fiscal year which require a budget amendment:

1. Wastewater rates were recently increased to collect \$170,000 in additional revenue to pay for engineering of the biosolids facility. That increased revenue and expense should be budgeted through a budget amendment.
2. Surface-water irrigation systems have been or are being installed at several locations, including Woodside Boulevard. This work arises out of the SPF water planning effort, and should be budgeted. This increase to the water budget expense will be funded with \$410,575 of fund balance (not increased rates).
3. Hailey's 1883 water right from the Hiawatha Canal was cut back last month, and Hailey will be irrigating parks from its metered water system, rather than with surface water, for the remainder of this fiscal year. We estimate this will increase our parks irrigation budget by \$40,000, and will increase the general fund budget by this amount from fund balance.
4. The fiscal year payroll calendar has 53 weeks. Hailey's budget is for only 52 weeks. One week of payroll added from fund balance: Gen - \$38,615 Water- \$6,876 WW - \$7,650
5. A one-time health insurance assessment of Incurred But Not Received expenses (IBNR) was assessed by III-A. This expense should be budgeted across all operating funds from fund balance Gen - \$92,340 Water- \$13,543 WW - \$17,237

FISCAL IMPACT / PROJECT FINANCIAL ANALYSIS:

New revenue will be budgeted to offset the wastewater engineering expenses (biosolids project). All other budget amendments will require the appropriation of fund balance. See the attached table.

ACKNOWLEDGEMENT BY OTHER AFFECTED CITY DEPARTMENTS: (IF APPLICABLE)

___ City Attorney	___ Clerk / Finance Director	___ Engineer	___ Building
___ Library	___ Planning	___ Fire Dept.	___
___ Safety Committee	___ P & Z Commission	___ Police	___
___ Streets	___ Public Works, Parks	___ Mayor	___

RECOMMENDATION FROM APPLICABLE DEPARTMENT HEAD:

Ord. NO. 1129

Consider budget amendment. Move to adopt an amended appropriation ordinance which increases FY 2013 budget in an amount not-to-exceed an additional \$170,000 in the General Fund, an additional \$440,000 in the Water Fund, an additional \$220,000 in the Wastewater Fund.

ACTION OF THE CITY COUNCIL:

Date 8/19/13 - Council approved - 2nd Reading 8/26/13
City Clerk 9/16/13 - 3rd Reading

FOLLOW-UP:

*Ord./Res./Agmt./Order Originals: _____ *Additional/Exceptional Originals to: _____
Copies (all info.): _____ Copies

CITY OF HAILEY

FYE 13 BUDGET AMENDMENT SUBSTANTIATION

	GENERAL FUND	WATER FUND	WW FUND
Parks Irrigation	\$ 40,000		
One week Payroll	38,615	\$ 6,876	\$ 7,650
Woodside/Capital		410,575	
Engineering - HDR Wwater			200,000
IBNR/Health Ins	92,340	13,543	17,237
	<hr/>	<hr/>	<hr/>
TOTAL	170,955	430,994	224,887
Bud Amendment	170,000	440,000	220,000
Additional Revenue			170,000
Fund Balance	\$ 170,000	\$ 440,000	\$ 50,000
Fund Balance 9/30/2012	\$ 803,442	\$ 1,425,186	\$ 671,655
Less above expenses	\$ (170,000)	\$ (440,000)	\$ (50,000)
Anticipated Fund Bal	\$ 633,442	\$ 985,186	\$ 621,655

NOTICE OF PUBLIC HEARING
 AMENDED BUDGET FOR FISCAL YEAR ENDING 2013
 CITY OF HAILEY, IDAHO

NOTICE IS HEREBY GIVEN that the City Council of Hailey, Idaho will hold a public hearing for consideration of an amendment to the 2013 fiscal year budget by appropriating additional monies from fund balance and wastewater rates. Said hearing is to be held at City Hall 115 Main Street South, Hailey at 5:30 PM on Monday the 19th day of August, 2013. All interested residents are invited to appear and offer testimony concerning the proposed budget amendment. The proposed budget amendment reflects the use of fund balance to cover costs for increased health insurance, engineering and capital costs in the General, Water and Waste Water funds.

City Hall is accessible to persons with disabilities. Anyone desiring accommodations for disabilities related to the budget documents or the hearing, please contact the City Clerk at (208) 788-4221 x 11 at least 48 hours prior to the hearing.

	FYE 12 Actual	FYE 12 Budget	FYE 13 Budget	FYE 13 Amended Budget	Amended Change
EXPENDITURES					
General Fund	\$ 4,536,949	\$ 4,520,303	\$ 4,430,213	\$ 4,600,213	\$ 170,000
Total Gov't Funds	\$ 8,974,435	\$ 10,047,735	\$ 8,181,127	\$ 8,351,127	\$ 170,000
Water Funds	\$ 1,388,938	\$ 1,343,546	\$ 1,239,356	\$ 1,679,356	\$ 440,000
Waste Water Funds	\$ 1,368,494	\$ 2,377,615	\$ 1,627,617	\$ 1,847,617	\$ 220,000
Total City Budget	\$11,731,867	\$ 13,768,896	\$ 11,048,100	\$ 11,878,100	\$ 830,000
REVENUES					
<i>Additional Revenues</i>			\$ -	\$ 170,000	\$ 170,000
<i>Transfers from Fund Balance</i>				\$ 660,000	\$ 660,000

Mary Cone, City Clerk
 Publish: Idaho Mountain Express August 7 and 14, 2013

CITY OF HAILEY ORDINANCE NO. 1129

AN ORDINANCE OF THE CITY OF HAILEY, IDAHO, AMENDING THE ANNUAL APPROPRIATION ORDINANCE 1108 FOR THE FISCAL YEAR BEGINNING OCTOBER 1, 2012 AND ENDING SEPTEMBER 30, 2013, APPROPRIATING THE SUM OF ~~\$11,048,101~~ \$11,878,100 TO DEFRAY THE EXPENSES AND LIABILITIES OF THE CITY OF HAILEY FOR SAID FISCAL YEAR; AUTHORIZING A LEVY OF A SUFFICIENT TAX UPON THE TAXABLE PROPERTY WITHIN THE CITY OF HAILEY; SPECIFYING THE OBJECTS AND PURPOSES FOR WHICH SAID APPROPRIATION IS MADE; AND PROVIDING FOR THE EFFECTIVE DATE OF THIS ORDINANCE UPON PASSAGE, APPROVAL AND PUBLICATION ACCORDING TO LAW.

BE IT ORDAINED BY THE MAYOR AND CITY COUNCIL OF THE CITY OF HAILEY, IDAHO AS FOLLOWS:

SECTION 1. The sum of ~~\$11,048,101~~ \$11,878,100 shall be, and the same is hereby, appropriated to defray the necessary expenses and liabilities of the City of Hailey, Idaho, for the fiscal year beginning October 1, 2012 and ending September 30, 2013.

SECTION 2. The objects and purposes for which such appropriation is made, and the amount of each object and purpose, are as follows:

<u>GENERAL FUND EXPENDITURES</u>		
Legislative	\$ 190,213.00	\$ 282,553.00
Administrative	289,545.00	291,386.00
Community Devel. Dept.	233,761.00	235,529.00
Fire Dept.	425,060.00	427,949.00
Police Dept.	1,607,706.00	1,626,080.00
Library	453,241.00	458,273.00
Public Works and Eng.	64,848.00	65,546.00
Street Dept.	987,295.00	991,325.00
Parks & Recreation	178,544.00	221,571.00
Grant Fund	1,316,193.00	
Hailey Rodeo Park Bond	398,980.00	
Capital Improvement Fund	2,035,742.00	
<u>Total Expenditures</u>	<u>\$8,181,128.00</u>	<u>\$8,351,127.00</u>
 <u>WATER & SEWER EXPENDITURES</u>		
Water Fund Expenditures	\$1,030,327.00	\$1,470,325.00
Water Bond Expenditures	169,031.00	
Sewer Fund Expenditures	1,267,920.00	1,487,922.00
Sewer Bond Expenditures	359,695.00	
Water Replacement Expenditures	40,000.00	
Sewer Replacement Expenditures	0.00	
<u>Total Expenditures</u>	<u>\$2,866,973.00</u>	<u>\$3,526,973.00</u>
 <u>TOTAL EXPENDITURES ALL FUNDS</u>	 <u>\$11,048,101.00</u>	 <u>\$11,878,100.00</u>

SECTION 3. A general tax levy on all taxable property within the City of Hailey shall be levied in an amount allowed by law for the general purposes of said City for the fiscal year beginning October 1, 2012 and ending September 30, 2013.

SECTION 4. All ordinances and/or portions or parts of ordinances in any way inconsistent with or in conflict with this Ordinance are hereby repealed.

SECTION 5. This Ordinance shall be in full force and effect from and after its passage, approval and publication according to law.

PASSED AND ADOPTED BY THE HAILEY CITY COUNCIL AND APPROVED BY THE MAYOR THIS ~~20th DAY OF August, 2012~~ 16th DAY OF SEPTEMBER, 2013.

Fritz Haemmerle, Mayor, City of Hailey

ATTEST:

Mary Cone, City Clerk

Publish: Idaho Mountain Express ~~August 29, 2012~~ September 18, 2013

AGENDA ITEM SUMMARY

DATE: 08/19/2013 DEPT.: Finance/Administration DEPT. HEAD SIGNATURE: Heather Dawson

SUBJECT:

Public Hearing on FY 2014 Budget.

AUTHORITY: ID Code 50-1002 IAR _____ City Ordinance/Code HMC 3.04
(IFAPPLICABLE)

BACKGROUND/SUMMARY OF ALTERNATIVES CONSIDERED:

Attached are documents outlining the concepts and details of the Mayor's FY 2014 Budget. Included are:

- Budget Memorandum
- Water and Wastewater Rates Projections from proposed budget
- Proposed Appropriation Ordinance
- Proposed L-2 Form Certifying Hailey's levy to the Blaine County Board of County Commissioners
- Capital Improvement Plan Spreadsheets
- Department Budget Spreadsheets

FISCAL IMPACT / PROJECT FINANCIAL ANALYSIS:

ACKNOWLEDGEMENT BY OTHER AFFECTED CITY DEPARTMENTS: (IFAPPLICABLE)

___ City Attorney	___ Clerk / Finance Director	___ Engineer	___ Building
___ Library	___ Planning	___ Fire Dept.	_____
___ Safety Committee	___ P & Z Commission	___ Police	_____
___ Streets	___ Public Works, Parks	___ Mayor	_____

RECOMMENDATION FROM APPLICABLE DEPARTMENT HEAD:

After public hearing on the budget is heard, the city council may make changes to the budget which don't increase it.

The budget hearing includes a discussion of water and wastewater rates needed to support the proposed budget. The council need not adopt these rates at this time; they are adopted by Resolution before the beginning of the fiscal year. The attached memorandum from City Engineer Tom Hellen show how the current rate structure would be effected by this budget.

Ord. No. 1130

Final actions of the City Council are to adopt an appropriation ordinance and approve the certification of levy to the Blaine County Board of County Commissioners.

ACTION OF THE CITY COUNCIL:

Date 8/19/13 - *council approved - 1st reading conducted*
 City Clerk _____
8/26 - 2nd Reading
9/16 - 3rd Reading -

FOLLOW-UP:

*Ord./Res./Agmt./Order Originals: _____ *Additional/Exceptional Originals to: _____

Memorandum

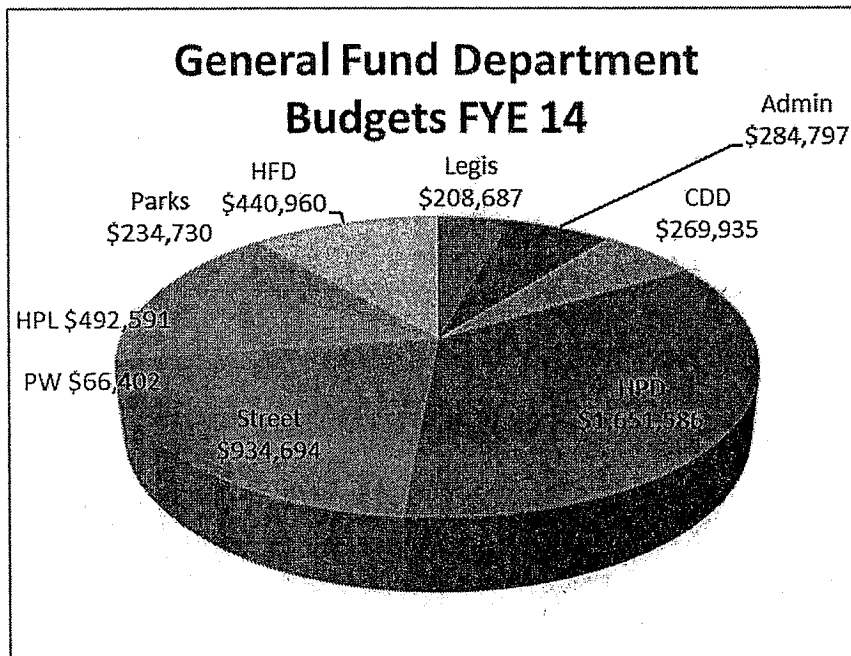
To: Mayor and Hailey Hailey City Council

From: Heather Dawson, City Administrator
Becky Stokes, City Treasurer

Re: FY 2014 Budget Detail for Public Hearing

Date: August 19, 2013

General fund revenue is estimated higher by \$154,000 in 2014 compared to 2013. This modest increase in revenue will help Hailey deliver services under the goals and spending plan described in this memorandum and the accompanying budget detail.



The General Fund budget is divided into fundamental service departments, including:

- Law enforcement
- Transportation & roads
- Fire & EMS services
- Parks
- Community Development (includes building, planning, economic development and business licensing)

These services are supported by legislative and administrative depts.

Specific Budget Goals for 2014:

- Increasing Parks Department budgets to service the community with clean, green, well-maintained, inviting parks with finishing touches and amenities for varied uses.
 - Parks seasonal staffing line item increased. In the spring of 2013 the city street department staff was assigned to seasonal park maintenance, and that volume of work was quantified. Park staffing has been increased by \$35,000, with an offsetting reduction of that same dollar figure in street staffing.
 - Continued expansion of the Adopt-A-Park program. The 2013 Adopt-A-Park Program is being quantified, and the Parks & Lands Board would like to see that


- value budgeted so that the parks department can continue to increase its level of service.
- Over \$10,000 of Development Impact Fees and \$35,000 of in-lieu fees are available for capital projects within Hailey's parks (discussed fully under CIP).
- Increasing ongoing street and alley maintenance to protect the integrity of Hailey's road infrastructure.
 - Street and alley maintenance visibly improved in 2013 as business district alleys were cleaned up and paved. Slurry seal projects were completed in early July. Streets are swept more frequently, and shoulders and potholes continue to be repaired.
 - An effort will be made each year to increase the budget for the purpose of using more efficient equipment. The 2014 equipment lease budget is up \$7000 to add a new loader lease.
 - Transportation Development Impact Fees collected from 2007-2012 were fully spent on the Woodside roundabout. New Development Impact Fees now amount to over \$35,000, and are planned to be spent within 8 years on projects discussed within the CIP.
 - Staffing a Community Development Department that focuses on recruiting new business, retaining existing business, and improving the viability of business and business activity within Hailey.
 - In this effort, Mayor Haemmerle recruited and hired a new Community Development Director a year ago, and we have already seen new businesses come to Hailey.
 - More recently, the department has been staffed with an employee whose focus is to coordinate business and event activity within Hailey, as well as conduct the administrative assistant work required for planning applications and building support. The 2014 budget continues this staffing plan, and does not contemplate replacing a planning position.
 - CDD has utilized an Idaho Division of Building Safety contract to improve the responsiveness to the building community for plan reviews and inspections. The diversity of technology and expertise in both plan review and inspections through DBS offers greater customer service than can a 1-person department. The cost to Hailey is 75% of building permit and plan check fees. We expect to pay Idaho DBS \$65,000 or more in 2013, and have budgeted for the same in 2014.
 - Restoring a consistent police and fire equipment replacement program.
 - In 2013, a new police car was budgeted but during the year those funds were diverted to cover a deficiency in the dispatch budget and legal fees associated with the dispatch negotiations. HPD has fallen behind in the police car replacement program. Recently having gained Idaho Police Chief's Association Certification, the status of the cars, if not improved, could immediately begin to affect the certification status. Instead of buying one new car, we intend to lease-purchase 3 cars at the same budget amount, under a 4-year lease at the end of

- which we will own the cars. This plan reduces fuel and auto repair line items, and equips Hailey with a fleet that is expected to last a full 6 years.
 - Police facility development impact fees now exceed \$38,000. This money will be used within the next three years to design a police facility at an appropriate site.
 - Fire development impact fees now approach \$97,000. These are earmarked in the CIP for fire station or fire apparatus, not necessarily in the immediate future.
 - Fire department spending is increased to replace turnout gear and other fire-fighting equipment.
- Continuing the code enforcement position begun in 2013 to the 2014 budget. An HPD officer is assigned to animal control, zoning code enforcement, water citations, lighting and junk complaints. The officer also carries many regular duties of the police department.
 - Restoring one employee to the Hailey Public Library staff, lost during previous years' budget cuts. The service demands upon the library justify the needed for increased staffing.
 - The employee was budgeted for half of fiscal year 2013. An increase is needed to budget this position for the full FY 2014.

The expense composition of the General Fund is 68% salaries and benefits, 12% professional services such as legal and engineering contracts, and 20% operating expenses including supplies, fuel, tools, repairs and equipment costs.

The Street Department's individual composite is more similar to the water and wastewater department, where operating expenses are in the 50-60% range, and salaries and benefits are in the 40-50% range.

City of Hailey General Fund Budget Expense Composition FYE14



- Identifying methods by which to increase salaries for city employees. In the first draft budget, a 2.5% salary increase has been budgeted for all city employees. In the past five years, salaries and benefits have been held flat or decreased. Each 1% increase to hourly employees' wages costs the general fund approximately \$24,000. This \$2000 per month increase in the general fund is based on the salaries being given at the beginning of the fiscal year.
- An increase of \$3000 is budgeted for Mountain Rides Transportation Authority. Continuing current level of cash support to the Hailey Chamber of Commerce, the

Animal Shelter of the Wood River Valley, and Blaine County Housing Authority is budgeted. Hailey further supports the Blaine County Housing Authority with bookkeeping services, valued at \$3,500 in city staff time and equipment.

- Water and Wastewater Budgets continue to fund large engineering projects for conjunctive management planning through SPF Engineers, and for the Wastewater Biosolids Facility Project through HDR Engineers. Contract engineering has been increased in all public works departments to fund the necessary engineering expertise, with a corresponding decrease in general in-house engineering. Consistent with the general Capital Fund policy, 20% of the fund balance in Water and Wastewater Replacement funds have been budgeted for replacement projects, while 80% of the fund balance remains unbudgeted for use later on future large projects.

Capital Improvement Plan and Development Impact Fees Budgeting

Each year the Capital Improvement Plan is revised and updated to reflect current needs. The revised plan is reviewed by the Development Impact Fee Advisory Committee relative to the budget. The DIF Advisory Committee met on June 20, 2013 and recommended the following:

1. The changes in the building and development climate are not yet longstanding nor substantial enough to warrant a change in the 2012 Development Impact Fee Plan and Fee Schedule produced by Caplan & Associates.
2. The amount of Development Impact Fees accumulated at the end of the third quarter each year (June 30) should be shown in the budget to enable a CIP item to move up in priority during the fiscal year when partnership opportunities arise such as those obtained through grants, private partnerships, the URA, Blaine County School District, Blaine County Recreation District, the Wood River Land Trust, or other local and state agencies.
3. Criteria are recommended for prioritizing capital projects within the Capital Improvement Plan. The criteria recommended by the DIF Advisory Committee should be discussed and approved by the city council:

Suggested Criteria for Prioritizing Expenditures on Capital Improvement Using DIF:

- a. Timeline of DIF receipts and expenses – projects should be planned sufficiently in advance such that DIF can be spent rather than returned.
- b. Balance between large projects and small projects at a defined ratio, such as a 4-to-1 ratio, in order to identify and retain capital for large future projects (80%), while still utilizing a portion of the capital on small immediate projects (20%).
- c. Partnership opportunities, such as URA, grants, private or agency contributions, would elevate a project's priority status.
- d. Safety should always be considered, as it relates first to the general public, to groups, and to city staff.

e. Community impact, including the impact on community pride, visibility, economic development, and property values.

f. Level of deterioration

7. Level of use.

Project priorities have been identified per the above criteria and are shown within the budget detail, and are further described below.

4. The Woodside Project is not yet fully complete. There remains \$711,926 in contracted expenses not fully paid, including some pavement costs and retainage held until the project is closed. Of this, \$382,000 will be reimbursed by the TIGER II Grant. We expect these amounts to be paid within FY 2014, which could expense our capital budget by a net amount of \$329,671.

5. Other capital projects prioritized include \$15,000 in park playground equipment, \$12,000 in a street crossing light, \$3000 of which is development impact fee eligible, and \$80,000 for sidewalk improvements on Cobblestone, the street which connects Wood River Middle School to Main Street. We expect partnership participation from BCSD on this project, and have submitted a letter of interest in a grant for this project.

7. The Hailey Parks Foundation continues to hold \$3,552 in a dollar for dollar challenge match for the Welcome Center interpretive exhibits. The capital project budget anticipates spending the match as well as the donation for a \$7104 interpretive display.

City Council Action

After public hearing on the budget is heard, the city council may make changes to the budget which don't increase it.

The budget hearing includes a discussion of water and wastewater rates needed to support the proposed budget. See water and wastewater rates discussion attached.

Final actions of the City Council are to adopt an appropriation ordinance and approve the certification of levy to the Blaine County Board of County Commissioners.

City Engineer Memo

To: Mayor Fritz Haemmerle
City Council Members

CC: Heather Dawson, City Administrator
Becky Stokes, Treasurer

From: Tom Hellen, City Engineer 

Date: 8/13/2013

Re: Water & Wastewater Rates – Required by 2014 Budget

I have completed my annual review of the water and wastewater base monthly user and bond payment charges and connection fees. I have attached a spreadsheet for the Wastewater department showing the proposed rate structure. As Mariel Platt has been reviewing water rate revisions I have not revised the water usage rates.

Wastewater

Following the increase in May, 2013 to cover additional engineering fees we will be able to drop the wastewater rates. The base rate will drop by 3.5%, from \$13.59 to \$13.12 and the rate per 1,000 gallons will drop by 8.5%, from \$5.97 to \$5.46. The bond payment will increase slightly, from \$7.31 to \$7.40. The connection fee shows an increase from \$3,559 to \$3,766, as defined by ordinance based on the changes to the ENR-Construction Cost Index and the buy down of the bond principle as a part of the refinancing completed recently.

Water

The recommended water rates show a slight 1.6% increase in the monthly base rate from \$8.32 to \$8.45, while the monthly bond payment will drop by 8.4%, from \$4.35 to \$3.99.

Water connection fees are shown to increase from \$4,110 to \$4,308 as defined by ordinance based on the changes to the ENR-Construction Cost Index and the buy down of the bond principle as a part of the refinancing completed recently

The proposed Resolution will be presented following discussions on the water rates on August 26.

Wastewater Budget 13/14

FYE 14

SYSTEM INCOME and EXPENSES	5/13 - 9/13 RATES	BUDGET CHANGE	13/14 PROPOSED
Annual Payment: Bond/Loan	\$276,100		\$276,100
Annual Payment: Bond/Loan - Biosolids (Estimated)	\$0		\$0
Payment to Reserve Account			
Annual Fixed Operating Expenses	\$540,343	(\$22,971)	\$517,372
Annual Gallons Treated (In 1,000's)	230,000	(40,000)	190,000
Number of Connections	3148	(38)	3110
Annual Income	\$1,886,631	(\$79,238)	\$1,807,393
Annual Variable Operating Expenses	\$1,022,056	\$15,935	\$1,037,991

Monthly Base Rate (zero (0) gallons)	\$13.59	(\$0.47)	\$13.12	-3.5%
Monthly Bond Payment	\$7.31	\$0.09	\$7.40	1.2%
Monthly Bond Payment - Biosolids (Est)	\$0.00			
Base Rate per 1,000 gallons	\$5.97	(\$0.51)	\$5.46	-8.5%

MONTHLY USAGE (GALLONS)	MONTHLY RATE			
5,000	\$50.75	(\$2.93)	\$47.82	-5.8%
6,000	\$56.72	(\$3.44)	\$53.28	-6.1%
7,000	\$62.69	(\$3.95)	\$58.74	-6.3%
8,000	\$68.66	(\$4.46)	\$64.20	-6.5%
9,000	\$74.63	(\$4.97)	\$69.66	-6.7%
10,000	\$80.60	(\$5.48)	\$75.12	-6.8%
15,000	\$110.45	(\$8.03)	\$102.42	-7.3%
20,000	\$140.30	(\$10.58)	\$129.72	-7.5%
30,000	\$200.00	(\$15.68)	\$184.32	-7.8%
50,000	\$319.40	(\$25.88)	\$293.52	-8.1%
100,000	\$617.90	(\$51.38)	\$566.52	-8.3%
200,000	\$1,214.90	(\$102.38)	\$1,112.52	-8.4%
500,000	\$3,005.90	(\$255.38)	\$2,750.52	-8.5%

Total Cash Requirement			\$1,831,463
Bond Revenue			\$276,168
Base Rate Revenue			\$460,669
Usage Revenue			\$1,072,300
Total Revenue			\$1,809,138
Excess (Shortage) of Revenue		\$0	(\$22,325)

Average Monthly Wastewater Use /Customer			
Monthly Flat Rate Fee / Average Monthly Bill			

Rate/1,000 Gallons

\$5.46



Base rate \$13.12

SEWER CHARGES EFFECTIVE 10-1-2013

GALLONS		GALLONS		GALLONS	
1000	\$18.58	51000	\$291.58	101000	\$564.58
2000	\$24.04	52000	\$297.04	102000	\$570.04
3000	\$29.50	53000	\$302.50	103000	\$575.50
4000	\$34.96	54000	\$307.96	104000	\$580.96
5000	\$40.42	55000	\$313.42	105000	\$586.42
6000	\$45.88	56000	\$318.88	106000	\$591.88
7000	\$51.34	57000	\$324.34	107000	\$597.34
8000	\$56.80	58000	\$329.80	108000	\$602.80
9000	\$62.26	59000	\$335.26	109000	\$608.26
10000	\$67.72	60000	\$340.72	110000	\$613.72
11000	\$73.18	61000	\$346.18	111000	\$619.18
12000	\$78.64	62000	\$351.64	112000	\$624.64
13000	\$84.10	63000	\$357.10	113000	\$630.10
14000	\$89.56	64000	\$362.56	114000	\$635.56
15000	\$95.02	65000	\$368.02	115000	\$641.02
16000	\$100.48	66000	\$373.48	116000	\$646.48
17000	\$105.94	67000	\$378.94	117000	\$651.94
18000	\$111.40	68000	\$384.40	118000	\$657.40
19000	\$116.86	69000	\$389.86	119000	\$662.86
20000	\$122.32	70000	\$395.32	120000	\$668.32
21000	\$127.78	71000	\$400.78	121000	\$673.78
22000	\$133.24	72000	\$406.24	122000	\$679.24
23000	\$138.70	73000	\$411.70	123000	\$684.70
24000	\$144.16	74000	\$417.16	124000	\$690.16
25000	\$149.62	75000	\$422.62	125000	\$695.62
26000	\$155.08	76000	\$428.08	126000	\$701.08
27000	\$160.54	77000	\$433.54	127000	\$706.54
28000	\$166.00	78000	\$439.00	128000	\$712.00
29000	\$171.46	79000	\$444.46	129000	\$717.46
30000	\$176.92	80000	\$449.92	130000	\$722.92
31000	\$182.38	81000	\$455.38	131000	\$728.38
32000	\$187.84	82000	\$460.84	132000	\$733.84
33000	\$193.30	83000	\$466.30	133000	\$739.30
34000	\$198.76	84000	\$471.76	134000	\$744.76
35000	\$204.22	85000	\$477.22	135000	\$750.22
36000	\$209.68	86000	\$482.68	136000	\$755.68
37000	\$215.14	87000	\$488.14	137000	\$761.14
38000	\$220.60	88000	\$493.60	138000	\$766.60
39000	\$226.06	89000	\$499.06	139000	\$772.06
40000	\$231.52	90000	\$504.52	140000	\$777.52
41000	\$236.98	91000	\$509.98	141000	\$782.98
42000	\$242.44	92000	\$515.44	142000	\$788.44
43000	\$247.90	93000	\$520.90	143000	\$793.90
44000	\$253.36	94000	\$526.36	144000	\$799.36
45000	\$258.82	95000	\$531.82	145000	\$804.82
46000	\$264.28	96000	\$537.28	146000	\$810.28
47000	\$269.74	97000	\$542.74	147000	\$815.74
48000	\$275.20	98000	\$548.20	148000	\$821.20
49000	\$280.66	99000	\$553.66	149000	\$826.66
50000	\$286.12	100000	\$559.12	150000	\$832.12

City of Hailey Sewer System Finances, 2013/2014

FILE: R:\QPRODOCS\4765.WP3
 03/15/09 B.YEAGER
 Revised: 07/12/2013
 T. Hellen

Refer to Itemized Sewer System Component List

Based on Total Depreciation from 1985
--

Design Capacity of Plant=1.6mg/d
 215g/d per E. C. of demand from Facility Plan Update by Carollo Engineers
 12,500 people w/in City Limits per Facility Plan Update by Keller
 2.48 people per equivalent connection from Facility Plan Update by Keller

Background Information

Design Capacity of Waste Water Treatment Plant 7440
 Design Capacity of Interceptor Sewers 5040
 Equivalent Connections to System 3110

Monthly User Charge

Operation and Maintenance Cost \$1,162,422
 Bond Retirement Cost \$276,100
 Bond Retirement Monthly User Charge \$7.40

Connection Fee

Gross System Value of Treatment Plants \$9,268,673
 Gross System Value of Interceptor System \$14,094,312

Remaining Treatment Plants Bond Principle to be retired \$1,451,180
 Remaining Interceptor System Bond Principle to be retired \$408,820

Net Treatment Plant System Value \$7,817,492
 Net Interceptor System Value \$13,685,492

Treatment Plant Connection Fee \$1,050.74
 Interceptor System Connection Fee \$2,715.38

Total Connection Fee	\$3,766.11
-----------------------------	-------------------

Rates for 13-14 Budget

Budget Year 2013/2014 - Water

SYSTEM INCOME and EXPENSES	12/13 Budget		13/14 Budget
	CURRENT BUDGET	BUDGET CHANGE	PROPOSED TOTAL
Annual Payment: Bond/Loan	\$169,031		\$151,500
Payment to Reserve Account			
Annual Fixed Operating Expenses	\$366,129	\$4,997	\$371,125
Annual Gallons Sold (in 1,000's)	728,830	47,915	776,745
Annual Gallons Pumped (In 1,000's)	728,830	47,915	776,745
Number of Connections	3167	0	3167
Annual Variable Operating Expenses	\$645,429	\$88,748	\$734,176

Proposed Monthly Base Rate (zero (0) gallons)	\$8.32	\$0.13	\$8.45	1.6%
Proposed Monthly Bond Payment	\$4.35	-\$0.36	\$3.99	-8.4%
Base Rate per 1,000 gallons up to 30,000 gallons	\$0.25	\$0.00	\$0.25	0.0%
Rate per 1,000 gallons, 31,000 to 40,000 gallons	\$0.50	\$0.00	\$0.50	0.0%
Rate per 1,000 gallons, 41,000 to 50,000 gallons	\$0.75	\$0.00	\$0.75	0.0%
Rate per 1,000 gallons, 51,000 to 60,000 gallons	\$1.25	\$0.00	\$1.25	0.0%
Rate per 1,000 gallons, 61,000 to 70,000 gallons	\$1.75	\$0.00	\$1.75	0.0%
Rate per 1,000 gallons, 71,000 to 80,000 gallons	\$2.00	\$0.00	\$2.00	0.0%
Rate per 1,000 gallons, 81,000 to 90,000 gallons	\$2.25	\$0.00	\$2.25	0.0%
Rate per 1,000 gallons, 91,000 to 100,000 gallons	\$2.50	\$0.00	\$2.50	0.0%
Rate per 1,000 gallons, 101,000 to 150,000 gallons	\$2.75	\$0.00	\$2.75	0.0%
Rate per 1,000 gallons, 151,000 and above	\$3.00	\$0.00	\$3.00	0.0%

MONTHLY USAGE (GALLONS)	MONTHLY RATE			
5,000	\$13.92	(\$0.23)	\$13.69	-1.7%
10,000	\$15.17	(\$0.23)	\$14.94	-1.5%
15,000	\$16.42	(\$0.23)	\$16.19	-1.4%
20,000	\$17.67	(\$0.23)	\$17.44	-1.3%
30,000	\$20.17	(\$0.23)	\$19.94	-1.2%
40,000	\$25.17	(\$0.23)	\$24.94	-0.9%
50,000	\$32.67	(\$0.23)	\$32.44	-0.7%
60,000	\$45.17	(\$0.23)	\$44.94	-0.5%
70,000	\$62.67	(\$0.23)	\$62.44	-0.4%
80,000	\$82.67	(\$0.23)	\$82.44	-0.3%
100,000	\$130.17	(\$0.23)	\$129.94	-0.2%
200,000	\$417.67	(\$0.23)	\$417.44	-0.1%
250,000	\$567.67	(\$0.23)	\$567.44	0.0%
500,000	\$1,317.67	(\$0.23)	\$1,317.44	0.0%
1,000,000	\$2,817.67	(\$0.23)	\$2,817.44	0.0%

Total Cash Requirement	\$1,011,557	\$93,744	\$1,105,301
Revenue	\$906,015	\$70,985	\$977,000
Excess (Shortage) of Revenue	(\$105,542)	(\$22,759)	(\$128,301)

Average Monthly Water Use /Customer	19,178	1,261	20,439
Average Yearly Percent of Water Loss			
Annual Replacement Cost of System			

City of Hailey Water System Finances, 2013/2014

FILE: R:\PRODOC\4763.WB3
03/15/99 B.YEAGER

Revised: 07/12/2013
T. Hellen

Refer to Itemized Water System Component List

Based on Total Depreciation from 1985
--

Background Information		
Design Capacity of Water Supply and Storage System	5443	Design Capacity of Springs & Wells=10.8mg/d
Design Capacity of Distribution System	5040	800g/d per capita of peak demand from DEQ Standards
Equivalent Connections to System	3167	12,500 people w/in City Limits per Facility Plan Update by Keller
		2.48 people per equivalent connection from Facility Plan Update by Keller
Monthly User Charge		
Operation and Maintenance Cost	\$1,041,135	Per Current Budget
Bond Retirement Cost	\$169,031	Bond Payments to be made this year
Monthly Bond Charge	\$4.35	Monthly Bond Payment
Connection Fee		
Gross System Value of Storage, Pumps & Spring System	\$9,368,636	Installation Cost of each system component carried forward by ENR CCI values
Gross System Value of Water Lines	\$14,548,415	Installation Cost of each system component carried forward by ENR CCI values
Remaining Supply System Bond Principle to be retired	\$1,630,000	
Remaining Water Line Bond Principle to be retired	\$0	
Net Storage, Pumps & Spring System Value	\$7,738,636	Gross system value minus Bonds to be retired
Net Water Line System Value	\$14,548,415	Gross system value minus Bonds to be retired
Supply System Connection Fee	\$1,421.76	Net system value divided by the design capacity
Distribution System Connection Fee	\$2,886.59	Net system value divided by the design capacity
Total Connection Fee	\$4,308.35	Sum of both connection fees

CITY OF HAILEY ORDINANCE NO. 1130

AN ORDINANCE OF THE CITY OF HAILEY, IDAHO, ENTITLED THE ANNUAL APPROPRIATION ORDINANCE FOR THE FISCAL YEAR BEGINNING OCTOBER 1, 2013 AND ENDING SEPTEMBER 30, 2014, APPROPRIATING THE SUM OF \$10,127,061.00 TO DEFRAY THE EXPENSES AND LIABILITIES OF THE CITY OF HAILEY FOR SAID FISCAL YEAR; AUTHORIZING A LEVY OF A SUFFICIENT TAX UPON THE TAXABLE PROPERTY WITHIN THE CITY OF HAILEY; SPECIFYING THE OBJECTS AND PURPOSES FOR WHICH SAID APPROPRIATION IS MADE; AND PROVIDING FOR THE EFFECTIVE DATE OF THIS ORDINANCE UPON PASSAGE, APPROVAL AND PUBLICATION ACCORDING TO LAW.

BE IT ORDAINED BY THE MAYOR AND CITY COUNCIL OF THE CITY OF HAILEY, IDAHO AS FOLLOWS:

SECTION 1. The sum of \$10,127,061.00 shall be, and the same is hereby, appropriated to defray the necessary expenses and liabilities of the City of Hailey, Idaho, for the fiscal year beginning October 1, 2013 and ending September 30, 2014.

SECTION 2. The objects and purposes for which such appropriation is made, and the amount of each object and purpose, are as follows:

<u>GENERAL FUND EXPENDITURES</u>	
Legislative	\$ 208,687.00
Administrative	284,797.00
Community Development Dept.	269,935.00
Fire Dept.	440,960.00
Police Dept.	1,651,586.00
Library	492,591.00
Public Works and Engineering	66,402.00
Street Dept.	934,694.00
Parks & Recreation Dept.	234,730.00
Grant Fund	382,255.00
Hailey Rodeo Park Bond	398,425.00
Capital Improvement Fund	<u>1,179,395.00</u>
Total Expenditures	<u>6,544,457.00</u>
 <u>WATER & SEWER EXPENDITURES</u>	
Water Fund Expenditures	\$1,105,302.00
Water Bond Expenditures	151,500.00
Sewer Fund Expenditures	1,389,702.00
Sewer Bond Expenditures	276,100.00
Water Replacement Expenditures	485,000.00
Sewer Replacement Expenditures	<u>175,000.00</u>
Total Expenditures	<u>\$3,582,604.00</u>
 <u>TOTAL EXPENDITURES ALL FUNDS</u>	 <u>\$10,127,061.00</u>

SECTION 3. A general tax levy on all taxable property within the City of Hailey shall be levied in an amount allowed by law for the general purposes of said City for the fiscal year beginning October 1, 2013 and ending September 30, 2014.

SECTION 4. All ordinances and/or portions or parts of ordinances in any way inconsistent with or in conflict with this Ordinance are hereby repealed.

SECTION 5. This Ordinance shall be in full force and effect from and after its passage, approval and publication according to law.

PASSED AND ADOPTED BY THE HAILEY CITY COUNCIL AND APPROVED BY THE COUNCIL PRESIDENT THIS 16th DAY OF SEPTEMBER, 2013.

Fritz Haemmerle, Mayor, City of Hailey

ATTEST:

Mary Cone, City Clerk

Publish: Idaho Mountain Express September 18, 2013.

2013 Dollar Certification of Budget Request to Board of County Commissioners L-2

(the L-2 worksheet and applicable "Voter Approved Fund Tracker" must be attached)

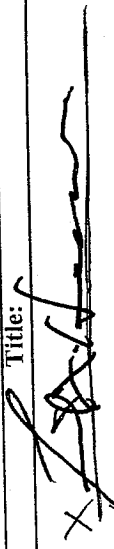
District or Taxing Unit's Name: **CITY OF HAILEY**

Fund	Total Approved Budget*	Cash Forward Balance	Other revenue <i>NOT</i> shown in Column 5	Property Tax Replacement From Line 13 of L-2 Worksheet	Balance to be levied Col. 2 minus (Cols. 3+4+ 5)
1	2	3	4	5	6
General	6,146,032	1,179,395	2,838,659	201	2,127,777
Bond	398,425			12	398,413
Column Total:	6,544,457	1,179,395	2,838,659	213	2,526,190

I certify that the amounts shown above accurately reflect the budget being certified in accordance with the provisions of I.C. §63-803. To the best of my knowledge, this district has established and adopted this budget in accordance with all provisions of Idaho Law.


Mayor

Date: 9/3/13

Signature of District Representative:  Title: _____
 Fritz Haemmerle
 Mary Cone, City Clerk 115 Main Street S Hailey, ID 83333

Please print above: Contact Name and Mailing Address
 Email Address: _____
 Phone Number: (208) 788-4421 Mary.Cone@HaileyCityHall.org Fax Number: (208) 788-2924

* = Do not include revenue allocated to urban renewal agencies.



Voter Approved Fund Tracker
Attach to L-2 Form If Applicable

District Name: **CITY OF HAILEY**

Fund	Date of Election (If current year attach copy of Ballot)	Term of Initiative	Annual Amount Authorized by Voters
------	---	-----------------------	--

Override Funds Available to All Districts

2 Yr Override I.C. §63-802 (All Districts)			
Permanent Override I.C. §63-802 (All Districts)			

School District Funds

Supplemental Funds			
Temporary School Supplemental I.C. §33-802(3)			
Permanent School Supplemental I.C. §33-802(5)			
Plant Facilities Transfer to Supplemental I.C. §33-804			

(Total Plant Facilities and Transfer to Supplemental can not exceed the annual Plant Facilities approved by voters.)

Cosa Funds

COSA Funds (50% Voter Approval 10 yr)			
COSA Maintenance (2/3 Voter Approval 10 yr)			
COSA Plant Facilities (3 yrs)			

Plant Facilities Funds

Plant Facilities (10 yrs)			
If voters approved an increase in the annual amount but did not change the term enter the			
Safe School Plant Facilities (20 yrs)			
If voters approved an increase in the annual amount but did not change the term enter the			
amount of increase here.			

District Bond Fund(s) (refer to district code for specifics)

	Date of Election	Term of Bond	Refinanced √ = Yes	Expiration Date
Bond (1) HAILEY RODEO PARK	5/25/2010	10 year		2020
Bond (2)				
Bond (3)				
Bond (4)				

L-2 Worksheet (must be attached to the L-2 form)

District Name: **CITY OF HAILEY** Enter Year: **2013**

Computation of 3% budget increase:

Enter the amount from the "Highest Non-Exempt P-Tax Budget + P-Tax Replacement" column from the "Maximum Budget and Foregone Amount Worksheet".	(1)	2,055,736
Multiply line 1 by 3%.	(2)	61,672

New Construction & Annexation budget increases:

Enter the 2013 value of district's new construction roll from each applicable county below:		Value
Blaine	(A)	3,655,416
	(B)	
	(C)	
	(D)	
Total of New Construction Roll Value for the District:	(3)	3,655,416
Enter the 2013 value of annexation from property assessed by the county.	(A)	
Enter the 2013 value of annexation from Operating Property .	(B)	
Total Annexation Value:	(4)	-
Enter the total 2012 approved non-exempt levy rate.	(5)	0.002894850
Enter the total 2012 approved non-exempt levy rate.	(6)	10,582
Enter the total 2012 approved non-exempt levy rate.	(7)	-

Foregone Amount:

Enter the total available foregone amount here. **(8)**

Maximum Allowable Non-exempt Property Tax Budget:

Add lines 1+2+6+7+8. **(9)** 2,127,990

Property Tax Replacement:

Enter yearly amount of the agricultural equipment replacement money.	(10)	139
Enter recovered Homeowner's Exemption property tax. **	(11)	74
Enter recaptured Qualified Investment Exemption.	(12)	
Enter the total of lines 10, 11, and 12: (Must match col. 5 budget total of L-2).	(13)	213

Maximum Allowable Non-exempt Property Tax to be Levied:

Subtract line 13 from line 9. **(14)** 2,127,777

The amount on line 13 must match the total of column 5 on the L-2 form. Amount in column 6, "subtotal" row, of the L-2 cannot exceed the amount in Line 14.

****Recovered Homeowners Exemption Breakdown for L-2:**

City of Hailey - \$62 Hailey Bond - \$12

City of Hailey Fiscal Year 2014 Proposed Budget
SUMMARY ALL FUNDS

GENERAL FUND OPERATING REVENUE					Budget
Account Title	FYE 2012 Actual	FYE 2013 Budget	FYE 2014 Proposed	% Change	Increase
General Government Taxes	\$2,020,664	\$2,067,736	\$2,139,061	3.45%	\$71,325
Fines, Fees, and Permits	\$329,564	\$295,000	\$349,000	18.31%	\$54,000
Franchise Fees	\$258,457	\$260,000	\$266,000	2.31%	\$6,000
LOT, Interest, Donations, and Misc..	\$362,451	\$358,000	\$375,000	4.75%	\$17,000
State Sales, Highway, & Liquor Taxes	\$926,377	\$908,256	\$931,256	2.53%	\$23,000
Revenue from Leases and Contracts	\$639,436	\$541,221	\$524,066	-3.17%	(\$17,155)
SUBTOTAL Operating Revenue	\$4,536,949	\$4,430,213	\$4,584,382	3.48%	\$154,170
GENERAL FUND OPERATING EXPENSES					
Account Title	FYE 2012 Actual	FYE 2013 Budget	FYE 2014 Proposed	% Change	Increase
Legislative	\$198,862	\$190,213	\$208,687	9.71%	\$18,474
Administration (CEO and Finance)	\$325,500	\$289,545	\$284,797	-1.64%	(\$4,747)
Community Development (Planning & Building)	\$226,148	\$233,761	\$269,935	15.48%	\$36,175
Fire	\$400,809	\$425,060	\$440,960	3.74%	\$15,900
Police	\$1,676,411	\$1,607,707	\$1,651,586	2.73%	\$43,879
Library	\$439,862	\$453,241	\$492,591	8.68%	\$39,350
Public Works & Engineering	\$120,312	\$64,848	\$66,402	2.40%	\$1,554
Streets	\$847,103	\$987,295	\$934,694	-5.33%	(\$52,601)
Parks	\$270,615	\$178,544	\$234,730	31.47%	\$56,186
SUBTOTAL Operating Expenses	\$4,505,622	\$4,430,213	\$4,584,383	3.48%	\$154,172
OPERATING SURPLUS (DEFICIT)	\$31,326	(\$0)	(\$0)	0.00%	\$0
GRANT PROGRAM REVENUE AND EXPENSES					
Revenue from Grants - TIGER II only FYE 13 & 14	\$2,795,010	\$1,316,193	\$382,255	-70.96%	(\$933,938)
SUBTOTAL Grant Revenue	\$2,795,010	\$1,316,193	\$382,255	-70.96%	(\$933,938)
Grant Expenses	\$2,795,010	\$1,316,193	\$382,255	-70.96%	\$933,938
CAPITAL FUND REVENUE					
ITD & Copper Ranch Contributions to Woodside Blvd	\$267,808	\$0	\$0		
DIF, Annexation Fees, Interest	\$86,102	\$55,000	\$64,552	17.37%	\$9,552
SUBTOTAL Capital Revenue	\$353,909	\$55,000	\$64,552	17.37%	\$9,552
CAPITAL FUND EXPENSES					
Capital Projects from CIP Priorities	\$455,279	\$1,407,183	\$443,775	-68.46%	(\$963,408)
Capital Projects - Hailey Rodeo Park	\$386,654	\$50,000	\$0	-100.00%	(\$50,000)
Capital Projects - Development Impact Fees	\$244,265	\$122,942	\$219,000	78.13%	\$96,058
Unbudgeted Capital Reserve for future CIP	\$186,280	\$455,617	\$516,620	13.39%	\$61,003
SUBTOTAL General Capital Expenses	\$1,272,478	\$2,035,742	\$1,179,395	-42.07%	(\$856,347)
BOND FUND					
Rodeo Bond Tax Revenue	\$401,067	\$398,980	\$398,425	-0.14%	(\$555)
Rodeo Bond Principle and Interest Payment	\$401,325	\$398,980	\$398,425	-0.14%	(\$555)
TOTAL GOVERNMENT FUND EXPENSE BUDGET	\$8,974,435	\$8,181,127	\$6,544,457	-20.01%	(\$1,636,670)
ENTERPRISE FUNDS					
Account Title	FYE 2012 Actual	FYE 2013 Budget	FYE 2014 Proposed	% Change	Increase
WATER USER FUND					
Water User Revenues	\$1,038,232	\$1,030,325	\$1,105,302	7.28%	\$74,978
Water Bond (DEQ SRF Loan) Revenue	\$166,225	\$169,031	\$151,500	-10.37%	(\$17,531)
Water Bond (DEQ SRF Loan) Expense	\$168,386	\$169,031	\$151,500	-10.37%	(\$17,531)
Water User Expenses	\$1,220,552	\$1,030,325	\$1,105,302	7.28%	\$74,978
WASTEWATER USER FUND					
Wastewater User Revenues	\$1,140,978	\$1,267,922	\$1,389,701	9.60%	\$121,779
Wastewater Bond Revenues	\$236,490	\$241,517	\$276,100	14.32%	\$34,583
Wastewater Bond Expenses	\$244,791	\$241,517	\$276,100	14.32%	\$34,583
Wastewater User Expenses	\$982,925	\$1,267,922	\$1,389,701	9.60%	\$121,779
WATER REPLACEMENT FUND					
Water Replacement Revenue	\$32,062	\$40,000	\$485,000	1112.50%	\$445,000
Water Replacement Expenses	\$0	\$40,000	\$485,000	1112.50%	\$445,000
WASTEWATER REPLACEMENT FUND					
Wastewater Replacement Revenues	\$29,047	\$30,000	\$175,000	483.33%	\$145,000
Wastewater Bond Revenues	\$0	\$118,178	\$0	-100.00%	(\$118,178)
Wastewater Bond Expenses	\$118,178	\$118,178	\$0	-100.00%	(\$118,178)
Wastewater Replacement Expenses	\$22,600	\$0	\$175,000	#DIV/0!	\$175,000
					\$0
TOTAL CITY BUDGET - ALL FUNDS	\$11,731,866	\$11,048,101	\$10,127,061	-8.34%	(\$921,040)

CITY OF HAILEY BUDGET CAPITAL SUMMARY

CAPITAL FUND

		FYE 2012 Actual	FYE 13 Budget	FYE 14 Proposed
	Capital Fund Balance at Start of year	2,393,247	1,926,956	1,377,228
REVENUE	Traffic Signal Light payment - Reimb	212000		
	Idaho Power Rebates	6971		
	State Shared Grant (SR2S...)			
	Transfers in from Water/WW funds	452277	200000	
	Donations Capital Projects (Hailey Rodeo Park)	500		3,552
	Donations - Public Art	1,006		1,000
	Interest	12,292	5,000	10,000
	Sidewalk In Lieu Fees <Copper Ranch PUD FYE 12>	48,837		
	Sweetwater			
	Development Impact Fees	72,303	50,000	50,000
	Annexation Fees - Old Cutters	0		
	Hailey Rodeo Park Bond Proceeds			
	Transfer To Other Funds (from Fox Building Mural Project)			
		<u>806,186</u>	<u>55,000</u>	<u>64,552</u>
FROM DEPARTMENT EXPENSE BUDGETS				
	PARKS - Grounds Improvements/Playground Equipment			15,000
	Town Entryway, Other Public Art			
	Park Surface Water Irrigation Systems			
	JC Fox Bldg Improvements			
	JC Fox Bldg Mural			
	Lighted Crosswalk Signage - 25% DIF			12,000
	Sidewalk Projects - Cobblestone FYE 14			80,000
	Rodeo Park Arena and Site Improvements	(4,699)		
	Rodeo Park Public Art	13,500	12,000	
	Rodeo Park Skate Park	1,150		
	Interpretive Center Gallery Design			7104
	Interpretive Center Gallery Fabrication		50,000	
	Less Grants			
	Interpretive Center Construction	376,703		
	Woodside Blvd Grant Match - 4/8/11 contract, Incl Public Art	9,750	6,750	16,500
	Woodside Blvd CE&I, Other grant capital	260,134	485,408	293,616
	Woodside Blvd Engineer's Construction Estimate	2,836,036	2,219,218	711,926
	Grant Proceeds from TIGER II	(2,406,377)	(1,316,193)	(382,255)
	River Street Grant Match - pending			
	Grant Proceeds from River Street Grant - pending			
	Safe Routes to School (FYE 13 Elm St)	33,083	68000	
	Grant Proceeds from State			
	Park Projects	9,714		
	Grant Proceeds from Id Dept of Lands (CTE)			
	McKercher RV Dump Station			
	Grant Proceeds from IDPR			
	Fire (Truck DIF FYE 12)	75,000		
	Fox Bldg HVAC Repl - EECBG grant award	118,544		
	Fox Bldg HVAC (not included above, as is part of GRANTS)	(50,060)		
	HFD Preliminary Station Work			
	TOTAL CAPITAL PROJECTS FROM DEPT BUDGETS	<u>1,272,478</u>	<u>1,525,183</u>	<u>443,775</u>
FROM CAPITAL RESERVE FOR FUTURE CIP				
	FUND Balance for Capital Projects	1,926,956	656,773	998,005
	Development Impact Funds Balance	122,942	122,942	219,000
	Public Art Funds Balance	35,372	1,049	22,463
	Parks In Lieu Fees Balance	0	0	20,922
	Sidewalk In Lieu Fees Balance	0	0	
	Hailey Rodeo Park Bond Proceeds	50,000		
	Total restricted funds	<u>208,314</u>	<u>123,991</u>	<u>262,385</u>
	<i>Unbudgeted Non-Restricted Fund Reserve</i>			
	TOTAL FOR CAPITAL PROJECTS	<u>1,718,642</u>	<u>532,782</u>	<u>735,620</u>

Capital Improvement Plan Project List - 06/20/13 Update

Sorted By Type

PRIORITY

Project Description

% of Growth

EY 12-13

EY 13-14

EY 14-15

EY 15-16

EY 16-17

EY 17-18

Projected

Projected

Projected

Projected

Future

Total

Funding

Street Projects

River Street Reconstruction/Upgrade (URA)	N/A	0	0	0	1,312,000	0	0	0	3,502,000	4,814,000	0
Snow Storage - Requires Land	30%	0	0	940,000	400,000	0	0	0	0	1,340,000	402,000
W. Bullion St Reconstruction (URA)	40%	0	0	0	0	0	0	0	360,000	360,000	144,000
Second Ave Reconstruction	40%	0	0	0	0	0	0	0	1,052,000	1,052,000	420,800
Airport Way Reconstruction	40%	0	0	0	0	0	0	0	500,000	500,000	200,000
Broadford Road (Partial URA)	25%	0	0	0	0	0	0	32,000	430,000	462,000	115,500
NE Woodside Streets	25%	0	0	0	0	0	0	0	2,121,000	2,121,000	530,250
3rd Ave Sidewalks (Elm St - Hwy 75) (Partial URA)	40%	0	0	0	0	0	0	0	193,000	193,000	77,200
Croy Street #2nd to Bike Path	40%	0	0	0	0	0	0	0	304,000	304,000	121,600
Croy St - Bike Path to Quigley Rd	40%	0	0	0	0	0	0	0	185,000	185,000	74,000
4th Ave Reconstruction (Croy - Elm)	40%	0	0	0	0	0	0	0	357,000	357,000	142,800
5th Avenue Reconstruction	25%	0	0	0	0	0	0	0	729,000	729,000	182,250
South Woodside Industrial Park Street Reconstruction	25%	0	0	0	0	0	0	0	1,468,000	1,468,000	367,000
E Elm St Reconstruction	40%	0	0	0	0	0	0	0	229,000	229,000	91,600
E Myrtle St Reconstruction (Partial URA)	40%	0	0	0	0	0	0	0	644,000	644,000	257,600
E Bullion St Reconstruction	40%	0	0	0	0	0	0	0	644,000	644,000	257,600
Main St sidewalk and accessibility upgrades (URA)	N/A	0	0	0	0	0	0	0	750,000	750,000	0
Wayfinding System - design and implementation (URA)	N/A	0	0	0	0	0	0	0	65,000	65,000	0
Alley Improvements (URA)	N/A	0	0	0	0	0	0	0	200,000	200,000	0
Sidewalk to Middle School - Cobblestone Lane	N/A	11,000	80,000	0	0	0	0	0	0	91,000	0
Missing Sidewalk Connections	40%	0	0	20,000	20,000	20,000	0	0	1,500,000	1,500,000	32,000
Old Hailey Sidewalks	N/A	0	0	0	0	0	0	0	0	0	0
Pedestrian Crossing RRFB Lights	25%	0	12,000	0	0	0	0	0	0	12,000	6,000
New Portable Emergency Generator	N/A	0	0	30,000	0	0	0	0	0	30,000	0
Street Shop Fuel Storage	N/A	0	0	55,000	0	0	0	0	0	55,000	0
Inside Storage for Salt	N/A	0	0	0	35,000	0	0	0	0	35,000	0
Street Shop Security	N/A	0	0	30,000	0	0	0	0	0	30,000	0
City Shop Cold Storage Building	N/A	0	0	0	0	0	0	0	88,000	88,000	0
Rolling Stock	30%	0	183,750	0	40,000	275,000	0	0	525,000	1,023,750	307,125
River St & Cedar St Roundabout (URA)	30%	0	0	0	0	0	0	0	350,000	350,000	105,000
Silver Star Dr & Cedar St Roundabout (URA)	30%	0	0	0	0	0	0	0	350,000	350,000	105,000
2nd & Myrtle Roundabout	30%	0	0	0	0	0	0	0	350,000	350,000	105,000
4th & Elm Roundabout	30%	0	0	0	0	0	0	0	350,000	350,000	105,000
Street Project Total		11,000	92,000	1,270,750	1,807,000	295,000	52,000	17,246,000	20,773,750	4,149,325	

Water Projects

3rd Avenue Wellhouse & Contact Basin	N/A	0	0	0	50,000	450,000	0	0	0	500,000	0
Second Ave Water Main Installation	N/A	0	0	0	0	0	0	0	440,000	440,000	0
River St Water Main Upgrade	N/A	0	10,000	0	130,000	0	0	0	0	140,000	0
Silver St Water Main Installation	N/A	0	0	0	0	0	0	0	314,000	314,000	0
Woodside Subdivision Water Grid Improvements	N/A	0	0	0	0	0	0	0	269,000	269,000	0
Middle School Irrigation	N/A	0	0	0	0	0	0	0	0	0	0
Next City Well - Requires Land	N/A	0	0	0	0	0	0	0	825,000	825,000	0
Woodside Blvd Irrigation Pump Station	N/A	80,000	20,000	0	0	0	0	0	0	100,000	0
Lions, Hop Porter Irrigation Systems	N/A	120,000	10,000	0	0	0	0	0	0	130,000	0
Heagle Irrigation Systems	N/A	100,000	10,000	0	0	0	0	0	0	110,000	0

Capital Improvement Plan Project List - 06/2013 Update

Sorted By Type	Priority	Project Description	Project Office	FY 12-13 Projected	FY 13-14 Projected	FY 14-15 Projected	FY 15-16 Projected	FY 16-17 Projected	FY 17-18 Projected	Total	% of Growth	Funding
		Water Dept Shop & Office		0	40,000	10,000	180,000	450,000	0	350,000		0
		Totals		300,000	40,000	10,000	180,000	450,000	0	3,178,000		0
Wastewater Projects												
		WWTP Tertiary Filter Addition		0	0	0	0	440,000	0	7,750,000		8,190,000
		WWTP Treatment Capacity Expansion		0	0	0	0	0	0	9,850,000		9,850,000
		Replace Carbonate Dr Sewer Main		0	0	0	0	128,000	0	128,000		128,000
		Woodside Sewer Main - New line by Bike Path		0	0	0	0	0	0	1,175,000		1,175,000
		WRRF Biosolids Dewatering Facility		270,000	2,250,000	1,950,000	0	0	0	4,470,000		4,470,000
		WWTP Fuel Storage		0	0	15,000	12,000	0	0	27,000		27,000
		WW - Airport West Lift Station Emergency Generator		0	55,000	0	0	0	0	55,000		55,000
		WRRF - Reclaimed Water Pipeline and Pumping Station		0	0	0	0	0	0	2,200,000		2,200,000
		Totals		270,000	2,305,000	1,965,000	12,000	568,000	0	20,975,000		26,095,000
Sitka Pathway Projects												
		1st Ave Shared-use path (URA)		0	0	0	0	0	0	45,000		45,000
		Totals		0	0	0	0	0	0	45,000		45,000
Bike Path/Trail Projects												
		Founders Trail		0	0	0	0	0	0	52,000		52,000
		Park's Winter Fox Trail		0	0	0	0	0	0	50,000		50,000
		Park's Trail B		0	0	0	0	0	0	90,000		90,000
		Bike Path/Trail Totals		0	0	0	0	0	0	192,000		192,000
Park Projects												
		Downtown Plaza and Town Square (URA)		0	0	0	0	0	0	1,500,000		1,500,000
		Lions Park Restroom		0	0	0	0	0	0	171,000		171,000
		Foxmoor Park Restroom		0	0	0	0	0	0	52,000		52,000
		Playground Equipment		10,000	15,000	20,000	20,000	20,000	20,000	0	85,000	85,000
		Keefer Park Plaza/Public Art Project		0	0	0	20,000	20,000	20,000	0	60,000	60,000
		Park Project Totals		10,000	15,000	20,000	40,000	40,000	20,000	1,723,000		1,868,000
Stormwater Projects												
		Woodside Drainage Canal Improvements		0	0	0	0	0	0	840,000		840,000
		Install New Drywells		0	0	15,000	15,000	15,000	15,000	15,000		75,000
		Totals		0	0	15,000	15,000	15,000	15,000	855,000		915,000

Capital Improvement Plan Project List -- 06/2013 Update

Sorted By Type

PRIORITY	Project Description	% of Growth	FY 12-13		FY 13-14		FY 14-15		FY 15-16		FY 16-17		FY 17-18		Total	Funding
			Projected	Projected	Projected	Projected	Projected	Projected	Projected	Projected	Projected	Projected	Projected	Projected		
Building Projects																
	Welcome Center Interpretive Gallery	N/A	0	0	0	400,000	0	0	0	0	0	0	0	0	0	400,000
	City Hall Awnings	N/A	0	0	0	0	0	0	0	99,000	0	0	0	0	0	99,000
	Arena Improvements	N/A	0	0	0	35,000	0	0	35,000	0	0	0	0	0	0	70,000
	Library Expansion - At Fox Building Site	30%	0	0	0	0	0	0	0	0	0	0	0	0	0	0
	Library Capital Needs (Security, carpet, computers)	N/A	0	0	0	58,000	0	0	58,000	0	0	0	0	0	0	116,000
			0	0	0	493,000	0	0	493,000	0	0	0	0	0	0	986,000
Police Department																
	Police Station - Location Unknown	50%	0	0	0	50,000	0	0	50,000	0	0	0	0	0	0	100,000
	Police Project Total		0	0	0	50,000	0	0	50,000	0	0	0	0	0	0	100,000
Fire Department																
	Fire - SCBA Replacement	N/A	0	0	0	157,300	0	0	157,300	0	0	0	0	0	0	157,300
	Fire - Structural Fire Clothing	N/A	0	0	9,000	25,000	0	0	25,000	25,000	0	0	0	0	0	75,000
	New Fire Engine - DIF Funds	25%	0	0	0	900,000	0	0	900,000	0	0	0	0	0	0	900,000
	Fire Station - South DIF Funds	25%	0	0	0	0	0	0	0	0	0	0	0	0	0	0
	Fire Station - North - Requires Land	25%	0	0	0	0	0	0	30,000	20,000	0	0	0	0	0	50,000
	Fire Project Total		0	0	9,000	182,300	0	0	955,000	45,000	0	0	0	0	0	1,730,000
	General Fund Totals		21,000	116,000	2,031,050	2,852,000	494,000	107,000	28,524,000	34,145,050	7,538,725	0	0	0	0	45,530,000
	Water Fund Totals		300,000	40,000	10,000	180,000	450,000	2,198,000	3,178,000	0	0	0	0	0	0	3,178,000
	Wastewater Fund Totals		270,000	2,305,000	1,965,000	568,000	20,975,000	26,095,000	0	0	0	0	0	0	0	26,095,000
Projects Removed from CIP																
Building Projects																
	New City Hall - Requires Land	50%	0	0	0	0	0	0	0	0	0	0	0	0	0	0
	Building Project Total		0	0	0	0	0	0	0	0	0	0	0	0	0	0
	Total Removed from CIP		0	0	0	0	0	0	0	0	0	0	0	0	0	0

FYE 2014 City of Hailey General Fund Revenue

GENERAL FUND OPERATING REVENUE						
Account Title	FYE 12 Actual	FYE 13 Budget	FYE 14 Proposed	Amnt Increase	% Change	
General Government Taxes						
31001 Property Tax	\$1,995,930	\$2,055,736	\$2,127,777	\$72,041	3.5%	
31910 Penalty and Interest on Taxes	\$24,734	\$12,000	\$11,284	(\$716)	-6.0%	
Subtotal Taxes	\$2,020,664	\$2,067,736	\$2,139,061	\$71,325	3.4%	
Fines, Fees and Permits						
32205 Alcoholic Catering Licenses	\$1,300	\$1,500	\$1,500	\$0	0.0%	
32234 Banner Fees	\$5,890	\$7,000	\$6,000	(\$1,000)	-14.3%	
32210 Building Permits	\$61,497	\$40,000	\$100,000	\$60,000	150.0%	
32211 Business Licenses	\$39,524	\$40,000	\$40,000	\$0	0.0%	
32298 Copies and Miscellaneous Rev	\$1,968	\$2,000	\$2,500	\$500	25.0%	
32220 Encroachment Permits	\$3,250	\$4,000	\$4,000	\$0	0.0%	
32290 Fire Code Permits	\$5,069	\$7,000	\$7,000	\$0	0.0%	
32294 Subdivision Inspection Permits	\$0	\$500	\$500	\$0	0.0%	
32257 Library Fines and Memberships	\$17,596	\$20,000	\$20,000	\$0	0.0%	
31911 Motor Vehicle Fines	\$62,857	\$58,000	\$58,000	\$0	0.0%	
32265 Park Reservation Fees	\$9,997	\$10,000	\$10,000	\$0	0.0%	
32567.9 Hailey Rodeo Park Use Fees, security fee	\$12,117	\$20,000	\$20,000	\$0	0.0%	
32209 Police Security Assistance Rev/Muni Code viol.	\$7,405	\$10,000	\$10,000	\$0	0.0%	
32212 Police Traffic Education Program	\$53,294	\$55,000	\$45,000	(\$10,000)	-18.2%	
32280 R.V. Dump Box Donations	\$711	\$500	\$500	\$0	0.0%	
Misc Donations, Prop Sales, Flex Adj	\$17,982	\$10,000	\$10,000	\$0	0.0%	
32286 Sign Permits	\$170	\$2,000	\$2,000	\$0	0.0%	
32296 Zoning applications	\$28,938	\$7,500	\$12,000	\$4,500	60.0%	
Subtotal Fines, Fees and Permits	\$329,564	\$295,000	\$349,000	\$54,000	18.3%	
Interest, Donations, & L.O.T.						
32413 Interest Earned	\$6,034	\$8,000	\$5,000	(\$3,000)	-37.5%	
32213 L.O.T. Operational Revenue	\$333,743	\$325,000	\$340,000	\$15,000	4.6%	
32215 Donations - Fireworks	\$10,050	\$15,000	\$20,000	\$5,000	33.3%	
Transfer in from Capital/Fund/Property Sales	\$0	\$0	\$0	\$0	0.0%	
32415 Refunds and Reimbursements	\$10,694	\$10,000	\$10,000	\$0	0.0%	
Subtotal Interest & Misc.	\$360,521	\$358,000	\$375,000	\$17,000	4.7%	
Franchises						
32235 Idaho Power Franchise Fees	\$46,413	\$48,000	\$50,000	\$2,000	4.2%	
32230 Cable T.V. Franchise	\$72,010	\$70,000	\$74,000	\$4,000	5.7%	
32236 Intermountain Gas Franchise	\$68,415	\$80,000	\$76,000	(\$4,000)	-5.0%	
32237 Rubbish Hauling Franchise	\$71,618	\$62,000	\$66,000	\$4,000	6.5%	
Subtotal Franchises	\$258,457	\$260,000	\$266,000	\$6,000	2.3%	
State Shared Taxes						
31009 Sales Tax Revenue from County	\$85,595	\$75,000	\$85,000	\$10,000	13.3%	
33510 State Liquor Tax Apportionment	\$146,359	\$132,000	\$150,000	\$18,000	13.6%	
33550 State Sales Tax	\$427,169	\$435,000	\$430,000	(\$5,000)	-1.1%	
33560 State Shared Highway Tax	\$267,254	\$266,256	\$266,256	\$0	0.0%	
Subtotal State Taxes	\$926,377	\$908,256	\$931,256	\$23,000	2.5%	
Operating Contracts						
32417 Mutual Aid Reimbursements	\$7,118	\$21,849	\$21,849	\$0	0.0%	
34001 Bellevue Marshall's Office Contract	\$312,819	\$316,620	\$320,466	\$3,846	1.2%	
34006 BCSD School Officer Contract	\$69,770	\$69,600	\$74,016	\$4,416	6.3%	
EPA Sustainability Grant Reimbursement		\$60,552	\$28,000	(\$32,552)	-53.8%	
34003 Rubbish Bookkeeping Contract/Recycl Outreach	\$71,656	\$62,000	\$66,000	\$4,000	6.5%	
Rubbish Outreach Reimbursement	\$4,607	\$10,600	\$10,600	\$0	0.0%	
34004 FMAA Airport Security	\$173,466	\$0	\$3,135	\$3,135	#DIV/0!	
Subtotal Operating Contracts	\$639,436	\$541,221	\$524,066	(\$17,155)	-3.2%	
Gen Fun Grants/Capital Proj Reimb/Revenue (Balmoral Ite)	\$1,930,00	\$4,430,213	\$4,584,382	\$154,170	3.5%	
TOTAL OPERATING REVENUE	\$4,536,949	\$4,430,213	\$4,584,382	\$154,170	3.5%	

LOCAL OPTION TAX HISTORY/BUDGET

	2006/07	2007/08	2008/09	2009/10	2009/10	2010/11	2010/11	2011/12	FYE 12	2012/13	7/31/2013	2014	Change
	Budget	Budget	Budget	Budget	Actual	Budget	Actual	Budget	Actual	Budget	Actual	Budget	
Chamber of Commerce	10,000	10,000	75,500	69,000	69,000	68,000	68,000	61,000	61,000	61,000	44,454	61,000	0
Mt Rides	8,000	30,000	70,000	95,000	75,000	75,000	0	65,000	65,000	65,000	65,000	68,000	3,000
Economic Development	25,000		3,000	3,000	3,000			3,000	3,000	0	0		0
Downtown Beautification									2,400	2,000	14,126		(2,000)
Holiday Lights/Installation											0		0
Hanging Baskets									915		0		0
Flags								2,300	2,300		0		0
Driplines				1,500	1,500	2,375	0	2,300	2,300		0		0
Arts Commission Programs				1,500	1,500	4,800	4,800		780	1,200	1,142		(1,200)
Halley Tree Committee											0		0
HHPC						4,500	4,500				0		0
Grant Match										1,000	0		(1,000)
Signage											0		0
EMS	120,000	130,000	65,500			59,300	59,300			68,000	56,667	68,000	0
Police Officers											0		0
HVFD									12,200				0
HFD Maintenance	50,000							2,000	2,000				0
Extinguisher Program				25,000				68,000	68,000	32,000			0
HPD Cars	30,000			6,000		35,625	35,625	10,400	68,000	10,800	10,800	21,000	10,200
Parks Maintenance, Equipment	42,000	50,000	6,000	20,000	3,500	10,400	10,400	10,400	47,635	10,800	10,800	90,000	6,000
Sidewalk, Ped Safety/Street Maint	140,000	140,000	140,000	140,000	143,475	40,000	41,745	76,100	96,100	84,000	12,752		0
Snow Removal Equipment											0		0
	425,000	360,000	360,000	361,000	299,475	300,000	301,745	300,000	361,330	325,000	204,941	340,000	15,000

City of Hailey
 Legislative Budget-10
 Fiscal Year 2014

	FYE12 Actual	FYE13 Budget	FYE14 Proposed	Amnt Increase	% Increase
A Budget - Salaries & Benefits					
10-41313 P&Z Commissioners	\$6,300.00	\$5,600.00	\$5,600.00	\$0.00	0.0%
10-41110 Council Member	\$9,600.00	\$9,600.00	\$9,600.00	\$0.00	0.0%
10-41110 Council Member	\$9,600.00	\$9,600.00	\$9,600.00	\$0.00	0.0%
10-41110 Council Member	\$9,600.00	\$9,600.00	\$9,600.00	\$0.00	0.0%
10-41110 SUBTOTAL - Salaries	\$44,700.00	\$44,000.00	\$44,000.00	\$0.00	0.0%
10-41121 Fica	\$3,074.59	\$2,937.60	\$2,937.60	\$0.00	0.0%
10-41122 Persl Retirement	\$2,918.85	\$4,078.08	\$4,346.88	\$268.80	6.6%
10-41124 Worker's Comp Insurance	\$86.88	\$110.00	\$110.00	\$0.00	0.0%
10-41126 Health Insurance - Medical & Dental	\$6,883.88	\$7,800.00	\$18,480.00	\$10,680.00	136.9%
SUBTOTAL - Benefits	\$12,964.20	\$14,925.68	\$25,874.48	\$10,948.80	73.4%
A BUDGET TOTAL SALARIES & BENEFITS	\$57,664.20	\$58,925.68	\$69,874.48	\$10,948.80	18.6%
B Budget - Operating & Maintenance					
10-41723 Training		\$0.00	\$0.00	\$0.00	#DIV/0!
10-41724 Travel Expenses		\$0.00	\$0.00	\$0.00	#DIV/0!
10-41215 Council & Board expenses & supplies	\$1,600.92	\$500.00	\$500.00	\$0.00	0.0%
10-41717 Welcome Center Utilities		\$0.00	\$5,000.00	\$5,000.00	#DIV/0!
10-41707 Fireworks Expenses	\$20,000.00	\$15,000.00	\$20,000.00	\$5,000.00	33.3%
10-41707 Animal Shelter Contract	\$16,185.00	\$17,000.00	\$17,000.00	\$0.00	0.0%
10-41707 BCHA Contract	\$2,500.00	\$2,500.00	\$2,500.00	\$0.00	0.0%
10-41707 Mountain Rides	\$65,000.00	\$65,000.00	\$68,000.00	\$3,000.00	4.6%
10-41707 Chamber of Commerce	\$61,000.00	\$61,000.00	\$61,000.00	\$0.00	0.0%
10-41707 Economic Development Contracts	\$3,000.00	\$0.00	\$0.00	\$0.00	#DIV/0!
10-41707 Fly Sun Valley		\$0.00	\$0.00	\$0.00	#DIV/0!
10-41537 Arts Commission Programs	\$1,131.08	\$0.00	\$0.00	\$0.00	#DIV/0!
B BUDGET TOTAL OPERATING & MAINTENANCE	\$170,417.00	\$161,000.00	\$174,000.00	\$13,000.00	8.1%
C Budget - Capital					
C BUDGET TOTAL CAPITAL	\$0.00	\$0.00	\$0.00	\$0.00	#DIV/0!
TOTAL DEPARTMENT EXPENSES	\$228,081.20	\$219,925.68	\$243,874.48	\$13,000.00	10.9%
25% Water User Fund	(\$14,737.88)	(\$14,856.42)	(\$17,593.62)	(\$2,737.20)	18.4%
25% Waste Water User Fund	(\$14,481.56)	(\$14,856.42)	(\$17,593.62)	(\$2,737.20)	18.4%
To Capital Fund			\$0.00	\$0.00	
50% General Fund - TOTAL OPERATING BUDG	\$198,861.76	\$190,212.84	\$208,687.24	\$18,474.40	9.7%

FINANCE DEPARTMENT - GENERAL & ENTERPRISE FUNDS						
	FYE 12 Actual	FYE 13 Budget	FYE 14 Proposed	Amnt Increase	% Increase	
A Budget - Salaries	19,080.00	19,080.00	19,080.00	\$0.00	0.0%	
15-41110 Mayor	100,432.00	100,432.80	102,942.80	\$2,510.80	2.5%	
15-41110 City Administrator	55,651.00	55,651.00	57,042.28	\$1,391.27	2.5%	
15-41110 Treasurer	53,575.00	53,575.45	54,914.38	\$1,338.93	2.5%	
15-41110 Clerk	46,968.92	46,800.00	35,360.00	(\$11,440.00)	-24.4%	
15-41110 Deputy Clerk	17,080.95	34,320.00	45,411.60	\$11,091.60	32.3%	
15-41110 Deputy Clerk (Prev. paid in Public Works)	43,076.33	50,000.00		(\$50,000.00)	-100.0%	
15-41110 Grant Administrator	\$696.08	\$5,192.20	8,000.00	\$2,807.80	54.1%	
15-41110 Shared Employee from HPD (1 hr/day)	\$2,782.95	\$4,500.00		\$0.00	0.0%	#DIV/0!
15-41110 Interdepartmental Staff Asst/ IT	\$7,214.54			\$0.00	0.0%	#DIV/0!
15-41110 Adj Cap Projects	\$26.70			\$0.00	0.0%	#DIV/0!
15-41110 Adj Grants	\$569.15			\$0.00	0.0%	#DIV/0!
15-41111 Adjust to FYE 11 audit (var, grant fringe)	\$870.00	\$1,080.00	\$360.00	(\$720.00)	-66.7%	
15-41114 Phone Allowance	\$348,023.62	\$370,630.65	\$327,611.05	(\$43,019.60)	-11.6%	
15-41110 SUBTOTAL - Benefit Salaries	\$21,247.65	\$28,353.24	\$25,062.25	(\$3,291.00)	-11.6%	
15-41121 Fica	\$33,845.32	\$42,360.98	\$40,085.57	(\$2,275.40)	-5.4%	
15-41122 Persl Retirement	\$704.63	\$1,667.84	\$982.83	(\$685.00)	-41.1%	
15-41124 Worker's Comp Insurance	\$35,609.84	\$46,800.00	\$46,200.00	(\$600.00)	-1.3%	#DIV/0!
15-41126 Health Insurance - Medical & Dental				\$0.00	0.0%	
15-41128 Unemployment Insurance	\$91,407.44	\$119,182.06	\$112,330.65	(\$6,851.41)	-5.7%	
15-41128 SUBTOTAL - Benefits	\$439,431.06	\$489,872.71	\$439,941.70	(\$49,871.01)	-10.2%	
A BUDGET TOTAL SALARIES & BENEFITS						
B Budget - Operating & Maintenance	\$5,672.68	\$5,000.00	\$5,000.00	\$0.00	0.0%	
15-41211 Office Supplies	\$4,131.95	\$3,300.00	\$3,300.00	\$0.00	0.0%	
15-41213 Postage	\$17,099.56	\$14,000.00	\$20,000.00	\$6,000.00	42.9%	
15-41215 Departmental Supplies	\$26,904.19	\$22,300.00	\$28,300.00	\$6,000.00	26.9%	
15-41313 SUBTOTAL - Supplies	\$188,866.98	\$22,000.00	\$22,000.00	\$0.00	0.0%	
15-41313 Professional Services (IT, Health Consultant, etc)	\$4,500.00	\$4,500.00	\$4,500.00	\$0.00	0.0%	
15-41313 Professional Services (Meeting Minutes)	\$115,000.00	\$115,000.00	\$135,000.00	\$20,000.00	17.4%	
15-41313 Professional Services - Legal	\$4,198.59	\$4,500.00	\$4,500.00	\$0.00	0.0%	
15-41319 Advertising & Publishing	\$25,088.48	\$22,000.00	\$25,000.00	\$3,000.00	13.6%	
15-41323 Printing Services	\$3,557.70	\$3,570.00	\$3,570.00	\$0.00	0.0%	
15-41325 Service Contracts	\$8,000.00	\$10,500.00	\$12,500.00	\$2,000.00	19.0%	
15-41327 Audit & Accounting Services	\$229,691.75	\$100.00	\$100.00	(\$229,591.75)	-100.0%	
15-41329 Other Special Services	\$0.00	\$0.00	\$0.00	\$0.00	0.0%	
15-41403 SUBTOTAL - Services	\$0.00	\$100.00	\$207,170.00	\$207,170.00	13.7%	
15-41403 System Repair & Maintenance	\$0.00	\$200.00	\$500.00	\$400.00	400.0%	
15-41411 Office Equipment Repair	\$0.00	\$200.00	\$200.00	\$0.00	0.0%	
15-41701 SUBTOTAL - Repair & Maintenance	\$0.00	\$300.00	\$700.00	\$400.00	133.3%	
15-41701 Refunds & Reimbursements	\$0.00	\$0.00	\$0.00	\$0.00	#DIV/0!	
15-41709 Adj Grant direct expenses	\$122,389.00	\$0.00	\$0.00	(\$122,389.00)	#DIV/0!	
15-41711 Insurance & Bonds	\$5,637.10	\$124,302.00	\$128,031.00	\$3,729.00	3.0%	
15-41713 Dues & Subscriptions	\$5,142.84	\$4,500.00	\$4,500.00	\$0.00	0.0%	
15-41713 Telephone & Communications	\$150.00	\$4,500.00	\$5,000.00	\$500.00	11.1%	
15-41719 Gas and Oil	\$380.00	\$150.00	\$150.00	\$0.00	0.0%	
15-41723 Personnel Training	\$1,859.24	\$3,000.00	\$3,000.00	\$0.00	0.0%	
15-41724 Travel Expenses	\$0.00	\$4,000.00	\$4,000.00	\$0.00	0.0%	
15-41725 Election Expenses	\$0.00	\$450.00	\$450.00	\$0.00	0.0%	
15-41747 Prevention Program	\$1,016.19	\$0.00	\$0.00	(\$1,016.19)	#DIV/0!	
15-41775 Equipment Rental	\$136,424.17	\$1,200.00	\$1,200.00	\$0.00	0.0%	
15-41775 SUBTOTAL - Misc. Operating Expense	\$393,020.11	\$142,102.00	\$146,331.00	\$4,229.00	3.0%	
B BUDGET TOTAL OPERATING & MAINTENANCE		\$346,872.00	\$382,501.00	\$35,629.00	10.3%	

FINANCE DEPARTMENT - GENERAL & ENTERPRISE FUNDS						
	FYE 12 Actual	FYE 13 Budget	FYE 14 Proposed	Amnt Increase	% Increase	
A Budget - Salaries						
15-41515	\$1,530.00	\$5,000.00	\$5,000.00	\$0.00	0.0%	
15-41533	\$4,184.24	\$25,000.00	\$25,000.00	\$0.00	0.0%	
15-41519	\$413.41	\$0.00	\$0.00	\$0.00	#DIV/0!	
15-41523	\$273.48	\$0.00	\$0.00	\$0.00	#DIV/0!	
15-41535	\$657.70	\$450.00	\$450.00	\$0.00	0.0%	
		\$0.00	\$0.00	\$0.00	#DIV/0!	
15-41539		\$1,500.00	\$1,500.00	\$0.00	0.0%	
C - R BUDGET TOTAL CAPITAL REPLACEMENT	\$7,058.83	\$31,950.00	\$31,950.00	\$0.00	0.0%	
TOTAL DEPARTMENT EXPENSES	\$839,510.00	\$868,834.71	\$854,392.70	(\$14,242.01)	-1.6%	
33%	(\$257,696.93)	(\$289,545.05)	(\$284,797.72)	\$4,747.33	-1.6%	
33%	(\$266,313.09)	(\$289,545.05)	(\$284,797.72)	\$4,747.33	-1.6%	
		\$0.00	\$0.00	\$0.00	#DIV/0!	
		\$0.00	\$0.00	\$0.00	#DIV/0!	
33%	\$325,489.98	\$289,544.61	\$284,797.27	(\$4,747.34)	-1.6%	

City of Hailey
Community Development Budget - 20
 Fiscal Year 2014

Account Title	FYE 12 Actual	FYE 13 Budget	FYE 14 Proposed	Amnt Increase	% Increase	GRANT
Salaries						
Community Development Director	\$41,626.95	\$71,000.00	\$72,775.00	\$1,775.00	2.5%	
City Planner - 2	\$32,586.63	\$36,644.40	\$0.00	(\$36,644.40)	-100.0%	
Community Development Assistant	(\$2,037.75)	\$0.00	\$35,360.00	\$35,360.00	#DIV/0!	
Building Official	\$55,334.42	\$26,600.00	\$0.00	(\$26,600.00)	-100.0%	
Building Inspector	\$0.00	\$0.00	\$0.00	\$0.00	#DIV/0!	
Sustainability Coordinator (1/4 shared)	\$6,959.26	\$15,000.00	\$15,000.00	(\$2.00)	0.0%	\$4,950.00
Phone Allowance	\$300.00	\$360.00	\$360.00	\$0.00	0.0%	
SUBTOTAL - Benefit Salaries	\$134,769.51	\$149,606.40	\$123,495.00	(\$26,111.40)	-17.5%	\$4,950.00
FICA	\$9,627.37	\$11,444.89	\$9,447.37	(\$1,997.52)	-17.5%	\$378.68
Retirement	\$12,221.69	\$13,063.28	\$9,976.88	(\$3,086.40)	-23.6%	\$525.69
Workers Comp	\$966.71	\$1,496.06	\$926.21	(\$569.85)	-38.1%	\$123.75
Health & Dental Insurance	\$7,904.88	\$9,750.00	\$20,790.00	\$11,040.00	113.2%	\$1,950.00
SUBTOTAL - Benefits	\$30,710.65	\$35,754.23	\$41,140.46	\$5,386.23	15.1%	\$2,978.12
A Budget - Total Salaries & Benefits	\$165,480.16	\$185,360.63	\$164,635.46	(\$20,725.17)	-11.2%	\$7,928.12
Operating Expenses						
Office Supplies	\$260.42	\$300.00	\$350.00	\$50.00	16.7%	\$0.00
Postage	\$280.58	\$2,200.00	\$1,900.00	(\$300.00)	-13.6%	\$0.00
Departmental Supplies	\$1,021.22	\$800.00	\$1,200.00	\$400.00	50.0%	\$0.00
Professional Services	\$41,081.58	\$4,300.00	\$4,300.00	\$0.00	0.0%	\$0.00
DBS Contract in lieu of BO			\$65,000.00	\$65,000.00	#DIV/0!	
Legal Publications	\$3,244.37	\$6,500.00	\$6,100.00	(\$400.00)	-6.2%	\$0.00
Printing Services	\$0.00	\$800.00	\$500.00	(\$300.00)	-37.5%	\$0.00
Service Contracts	\$808.82	\$675.00	\$800.00	\$125.00	18.5%	\$0.00
Office Equipment Repair & Maint	\$1,028.60	\$500.00	\$0.00	(\$500.00)	-100.0%	\$0.00
Auto Repair & Maint	\$7.38	\$150.00	\$150.00	\$0.00	0.0%	\$0.00
Dues & Subscriptions	\$1,445.50	\$1,275.00	\$1,500.00	\$225.00	17.6%	\$0.00
Telephone & Communication	\$2,814.38	\$2,500.00	\$2,500.00	\$0.00	0.0%	\$0.00
Gas & Oil	\$613.50	\$1,000.00	\$1,000.00	\$0.00	0.0%	\$0.00
Historic Presv. Grant Match/Signage	\$692.25	\$1,000.00	\$1,000.00	\$0.00	0.0%	\$0.00
Arts Commission Programs	\$175.00	\$5,000.00	\$5,000.00	\$0.00	0.0%	\$0.00
EPA Sustainability Grant Match	\$606.42	\$18,750.00	\$9,000.00	(\$9,750.00)	-52.0%	\$9,000.00
Training	\$2,032.00	\$1,250.00	\$1,250.00	\$0.00	0.0%	\$0.00
Travel Expenses, Economic Development	\$983.82	\$1,250.00	\$3,750.00	\$2,500.00	200.0%	\$0.00
Prevention Program		\$150.00	\$0.00	(\$150.00)	-100.0%	\$0.00
B Budget - Total Operating & Maintenance	\$57,095.84	\$48,400.00	\$105,300.00	\$56,900.00	117.6%	\$9,000.00
- Capital Replacement						
Computer Replacement	\$3,572.42	\$0.00	\$0.00	\$0.00		\$0.00
Books & Codes	\$0.00	\$0.00	\$0.00	\$0.00		\$0.00
C Budget - Total Capital Replacement	\$3,572.42	\$0.00	\$0.00	\$0.00	#DIV/0!	\$0.00
Total Department Budget	\$226,148.42	\$233,760.63	\$269,935.46	\$36,174.83	15.5%	\$16,928.12
To Capital projects - payroll adj				\$0.00		
To Grant Fund				\$0.00		
General Fund - Total Operating Budget	\$226,148.42	\$233,760.63	\$269,935.46	\$36,174.83	15.5%	\$16,928.12

City of Hailey

FIRE DEPARTMENT BUDGET Account Title	FIRE Budget - 55			% Increase
	FYE12 Actual	FYE13 Budget	FYE14 Proposed	
Salaries				
Fire Chief	76,240.00	76,240.00	78,146.00	2.5%
Fire Inspector/Plans Reviewer	45,332.08	45,032.00	46,157.80	2.5%
Fire Fighter/Maintenance Tech	38,586.96	38,251.20	39,207.48	2.5%
Administrative Asst. - 40 hour permanent	38,542.50	38,542.40	39,505.96	2.5%
Adjust Actual to audit/GRANT adj/half PR	11,171.11	0.00	0.00	#DIV/0!
Phone Allowance	360.00	720.00	720.00	0.0%
SUBTOTAL - Benefit Salaries	210,232.65	198,785.60	203,737.24	2.5%
Volunteer Officer Pay	2,475.00	3,300.00	3,300.00	0.0%
Volunteer Member Pay & FT Incident pay	46,033.87	56,750.00	56,750.00	0.0%
Non-Volunteer Incident Pay (FYE 11)				#DIV/0!
Non-Benefit Mechanic -		6,000.00	6,000.00	0.0%
SUBTOTAL - Non-Benefit Salaries	48,508.87	66,050.00	66,050.00	0.0%
Fica				
Persi Retirement	14,734.82	19,800.92	20,179.72	1.9%
Worker's Comp Insurance	21,225.31	21,846.54	23,755.76	8.7%
Health Ins. - Medical & Dental	8,026.68	9,401.66	9,577.45	1.9%
Health Ins. - Medical & Dental	28,815.16	31,200.00	36,960.00	18.5%
Unemployment Insurance	0.00	2,000.00	2,000.00	0.0%
SUBTOTAL - Benefits	72,801.97	84,249.12	92,472.93	14.4%
TOTAL SALARIES & BENEFITS	331,543.49	349,084.72	362,260.17	3.8%
Operating & Maintenance				
Office Supplies	872.05	1,450.00	1,500.00	3.4%
Postage	407.44	300.00	200.00	-33.3%
Departmental Supplies	2,934.38	3,500.00	4,200.00	20.0%
Training Supplies	3,160.36	3,200.00	3,000.00	-6.3%
Medical Supplies	784.79	750.00	950.00	26.7%
SUBTOTAL - Supplies	8,159.02	9,200.00	9,850.00	7.1%
Professional Services (ESCI Fire Study)	110.00	0.00	0.00	0.0%
Medical Services	0.00	750.00	325.00	-56.7%
Advertising & Publishing Services	130.48	275.00	100.00	-63.6%
Service Contracts	2,406.86	2,200.00	2,500.00	13.6%
SUBTOTAL - Services	2,647.34	3,225.00	2,925.00	-9.3%
Equipment Maintenance	1,899.46	5,000.00	5,000.00	0.0%
Building Repair & Maintenance	1,464.98	4,000.00	4,000.00	0.0%
Auto Repair & Maintenance	3,386.51	5,000.00	6,500.00	30.0%
Radio Repair & Maintenance	488.60	2,300.00	1,500.00	-34.8%
SUBTOTAL - Repair & Maintenance	7,239.55	16,300.00	17,000.00	4.3%

City of Hailey

FIRE DEPARTMENT BUDGET Account Title	FIRE Budget '55			FYE14 Proposed	Amnt. Increase	% Increase
	FYE12 Actual	FYE13 Budget	FYE14 Budget			
Uniforms	1,539.46	2,200.00	2,000.00	2,000.00	(200.00)	-9.1%
Dyes & Subscriptions	519.00	500.00	500.00	550.00	50.00	10.0%
Telephone & Communications	3,360.42	2,750.00	2,750.00	2,775.00	25.00	0.9%
Utilities	5,384.23	5,200.00	5,200.00	4,900.00	(300.00)	-5.8%
Gasoline and Oil	6,528.31	6,000.00	6,000.00	6,450.00	450.00	7.5%
Personnel Training	4,646.00	5,600.00	5,600.00	5,900.00	300.00	5.4%
Travel Expenses	6,243.89	5,500.00	5,500.00	5,500.00	0.00	0.0%
Prevention Program	2,025.40	2,250.00	2,250.00	2,250.00	0.00	0.0%
Equipment Rental	1,610.09	1,900.00	1,900.00	1,900.00	0.00	0.0%
SUBTOTAL - Misc Operating Expense	31,856.80	31,900.00	31,900.00	32,225.00	325.00	1.0%
TOTAL OPERATING & MAINTENANCE	49,902.71	60,625.00	60,625.00	62,000.00	1,375.00	2.3%
Capital Outlay						
Furniture, Fixtures & Equipment (FFE)	1,702.52	750.00	750.00	750.00	0.00	0.0%
Fire Truck Lease Purchases			75,000.00	75,000.00	75,000.00	#DIV/0!
Radios	10,743.88	5,000.00	5,000.00	1,000.00	(4,000.00)	-80.0%
Equipment	3,523.41	5,800.00	5,800.00	5,000.00	(800.00)	-13.8%
Computers & Electronics	878.13	1,000.00	1,000.00	950.00	(50.00)	-5.0%
Replacement Equipment	2,514.59	2,800.00	2,800.00	9,000.00	6,200.00	221.4%
Grant Expenses		0.00	0.00	0.00	0.00	#DIV/0!
TOTAL CAPITAL OUTLAY	19,362.53	15,350.00	15,350.00	91,700.00	76,350.00	497.4%
TOTAL DEPARTMENT BUDGET	400,808.73	425,059.72	425,059.72	515,960.17	90,900.45	21.4%
To Grants Fund	0.00	0.00	0.00	0.00	0.00	#DIV/0!
To Capital Fund				(75,000.00)	(75,000.00)	#DIV/0!
General Fund - TOTAL OPERATING BUD	400,808.73	425,059.72	425,059.72	440,960.17	15,900.45	3.7%

City of Hailey
POLICE Budget - 25
 Fiscal Year 2014

Acct. #	POLICE DEPARTMENT BUDGET Account Title	FYE 12 Actual	FYE 13 Budget	FYE 14 Proposed	Amt Increase	% Increase
A Budget - Salaries & Benefits						
25-41110	Chief of Police	\$83,512.00	\$83,512.00	\$85,599.80	\$2,087.80	2.5%
25-41110	Assistant Chief	\$72,113.60	\$72,113.60	\$73,916.44	\$1,802.84	2.5%
25-41110	Lieutenant	\$62,379.21	\$62,379.20	\$63,938.68	\$1,559.48	2.5%
25-41110	Sergeant	\$55,161.60	\$55,161.60	\$56,540.64	\$1,379.04	2.5%
25-41110	Corporal, BSCD Officer	\$50,772.84	\$50,772.80	\$52,042.12	\$1,269.32	2.5%
25-41110	Junior Patrol Officer	\$42,500.01	\$46,217.60	\$47,373.04	\$1,155.44	2.5%
25-41110	Senior Patrol Officer	\$53,331.20	\$49,171.20	\$54,835.04	\$5,663.84	11.5%
25-41110	Senior Patrol Officer	\$49,171.20	\$49,171.20	\$50,400.48	\$1,229.28	2.5%
25-41110	Senior Patrol Officer	\$46,607.88	\$46,675.20	\$50,400.48	\$3,725.28	8.0%
25-41110	Junior Patrol Officer	\$46,217.60	\$46,217.60	\$47,373.04	\$1,155.44	2.5%
25-41110	Junior Patrol Officer	\$44,683.21	\$46,217.60	\$47,373.04	\$1,155.44	2.5%
25-41110	COPS ARRA Funded Officer	\$16,201.94	\$46,217.60	\$47,373.04	\$1,155.44	2.5%
25-41110	Junior Patrol Officer	\$35,237.24	\$46,217.60	\$47,373.04	\$1,155.44	2.5%
25-41110	Water Use Enforcement (Water Fund)	\$104,791.14	\$0.00	(\$15,000.00)	(\$15,000.00)	50.0%
25-41110	Officer's Pay from FMAA Security Contract	\$161,976.80	\$190,756.80	\$190,348.00	(\$408.80)	-0.2%
25-41110	Officer's Pay Bellevue Marshall's Office	\$41,735.98	\$41,787.20	\$42,831.88	\$1,044.68	2.5%
25-41110	Administrative Assistant	(\$8,060.79)	(\$5,192.20)	(\$8,000.00)	(\$2,807.80)	54%
25-41110	Admin Ast to Administrative 1 hr/day			\$0.00	\$0.00	#DIV/0!
25-41111	Adjust to FYE 11 audit (var, grant fringe)	\$12,799.55	\$20,000.00	\$27,500.00	\$7,500.00	38%
25-41111	Security and Court Overtime Pay		\$10,000.00	\$10,000.00	\$0.00	0%
25-41111	ITD Overtime - Bellevue	\$6,346.36	\$2,500.00	(\$2,500.00)	(\$2,500.00)	-100%
25-41111	Overtime Bellevue	\$185.13	\$0.00	\$0.00	\$0.00	#DIV/0!
25-41111	Overtime Pay	\$1,440.00	\$1,440.00	\$2,160.00	\$720.00	50%
25-41114	Phone Reimbursement	\$979,103.70	\$951,336.60	\$974,378.76	\$23,042.16	2%
25-41114	SUBTOTAL - Benefit Salaries	\$72,181.04	\$72,777.25	\$74,539.98	\$1,762.73	2%
25-41121	Fica	\$101,439.29	\$104,124.41	\$113,466.94	\$9,342.52	9%
25-41122	Persl Retirement	\$27,688.19	\$32,464.51	\$31,779.67	(\$684.84)	-2%
25-41124	Worker's Comp Insurance	\$123,798.69	\$140,400.00	\$166,320.00	\$25,920.00	18%
25-41126	Health Insurance - Medical & Dental		\$0.00	\$0.00	\$0.00	#DIV/0!
25-41126	Health Ins. for Airport Sec. Contract Officers	\$325,107.21	\$349,766.17	\$386,106.58	\$36,340.41	10%
25-41126	SUBTOTAL - Benefits	\$1,304,210.91	\$1,301,102.77	\$1,360,485.34	\$59,382.57	5%
A BUDGET TOTAL SALARIES & BENEFITS						
B Budget - Operating & Maintenance						
25-41211	Office Supplies	\$1,278.35	\$1,500.00	\$1,500.00	\$0.00	0%
25-41213	Postage	\$357.36	\$500.00	\$400.00	(\$100.00)	-20%
25-41215	Department Supplies	\$2,402.32	\$1,500.00	\$1,200.00	(\$300.00)	-20%
25-41217	Training Supplies	\$347.57	\$1,200.00	\$700.00	(\$500.00)	-42%
25-41217	SUBTOTAL- Supplies	\$4,385.60	\$4,700.00	\$3,800.00	(\$900.00)	-19%

City of Hailey
POLICE Budget - 25
Fiscal Year 2014

Acct. #	POLICE DEPARTMENT BUDGET Account Title	FYE 12 Actual	FYE 13 Budget	FYE 14 Proposed	Amt Increase	% Increase
25-41313	Professional Services (Legal, Eng, Etc)	\$46,418.71	\$42,848.00	\$42,848.00	\$0.00	0%
25-41315	Medical Services	\$0.00	\$500.00	\$500.00	\$0.00	0%
25-41319	Advertising & Publishing Services	\$205.50	\$250.00	\$250.00	\$0.00	0%
25-41323	Printing Services		\$0.00	\$0.00	\$0.00	#DIV/0!
25-41325	Administrative - BMO	\$6,669.25	\$8,006.00	\$8,006.00	\$0.00	0%
	Service Contracts	\$2,880.00	\$1,200.00	\$1,200.00	\$0.00	0%
	SUBTOTAL - Services	\$56,173.46	\$52,804.00	\$52,804.00	\$0.00	0%
25-41405	Equipment Maintenance	\$811.94	\$950.00	\$800.00	(\$150.00)	-16%
25-41411	Office Equipment Repair & Maintenance	\$764.55	\$750.00	\$1,000.00	\$250.00	33%
25-41413	Building Repair & Maintenance	\$13.74	\$450.00	\$800.00	\$350.00	78%
25-41415	Auto Repair & Maintenance	\$10,666.62	\$12,000.00	\$5,000.00	(\$7,000.00)	-58%
25-41417	Radio-Repair & Maintenance	\$759.93	\$850.00	\$5,250.00	\$4,400.00	518%
	SUBTOTAL - Repair & Maintenance	\$13,016.78	\$15,000.00	\$12,850.00	(\$2,150.00)	-14%
25-41703	Uniforms	\$3,541.17	\$5,000.00	\$3,800.00	(\$1,200.00)	-24%
25-41711	Dues & Subscriptions	\$336.48	\$800.00	\$800.00	\$0.00	0%
25-41713	Telephone & Communications	\$4,403.62	\$4,500.00	\$4,500.00	\$0.00	0%
25-41719	Gasoline & Oil	\$40,851.87	\$37,000.00	\$33,000.00	(\$4,000.00)	-11%
25-41723	Personnel Training	\$1,424.69	\$3,750.00	\$3,750.00	\$0.00	0%
25-41724	Travel Expenses	\$2,817.73	\$3,600.00	\$3,600.00	\$0.00	0%
25-41733	Investigative Expenses	\$558.67	\$750.00	\$750.00	\$0.00	0%
25-41739	Vehicle Towing Charges	\$0.00	\$300.00	\$300.00	\$0.00	0%
25-41741	BCSO - Dispatch (formerly teletype rental)	\$147,637.97	\$120,000.00	\$113,659.00	(\$6,341.00)	-5%
25-41515	Records Management System (RMS)	\$23,470.25	\$22,487.30	\$22,487.30	\$0.00	0%
25-41775	Equipment Rental	\$0.00	\$250.00	\$250.00	\$0.00	0%
	SUBTOTAL - Misc. Operating Expense	\$225,042.45	\$198,437.30	\$186,896.30	(\$11,541.00)	-6%
B BUDGET	TOTAL - OPERATING & MAINTENANCE	\$298,618.29	\$270,941.30	\$256,350.30	(\$14,591.00)	-5%
C - R BUDGET	Capital Replacement					
25-41533	Computers & Copier Expenses	\$7,574.00	\$2,000.00	\$1,000.00	(\$1,000.00)	-50%
25-41529	Police Vehicles LOT FYE 11, 12	\$63,914.15	\$32,000.00	\$32,000.00	\$0.00	0%
25-41527	Firearms, Vests, Etc	\$2,093.32	\$1,663.00	\$1,750.00	\$87.00	5%
C - R BUDGET	TOTAL CAPITAL REPLACEMENT	\$73,581.47	\$35,663.00	\$34,750.00	-\$913.00	-3%
C - EX BUDGET	Capital Expansion					
25-41529	Capital Expansion					
C - EX BUDGET	TOTAL CAPITAL EXPANSION	\$0.00	\$0.00	\$0.00	\$0.00	#DIV/0!
	TOTAL DEPARTMENT BUDGET	\$1,676,410.67	\$1,607,707.07	\$1,651,585.64	\$43,878.57	3%
	To Grants Fund		\$0.00	\$0.00	\$0.00	#DIV/0!
	To Capital Fund		no COPS Rev FYE 11	no COPS Rev FYE 13		
General Fund TOTAL OPERATING BUDGET		\$1,676,410.67	\$1,607,707.07	\$1,651,585.64	\$43,878.57	3%

City of Halley
 LIBRARY Budget - 45
 Fiscal Year 2014

Acct. #	LIBRARY DEPARTMENT BUDGET				Amnt. Inc	%
	Account Title	FYE12 Actual	FYE13 Budget	FYE14 Proposed		
A Budget - Salaries						
45-41110	Library Director	\$49,920.00	\$49,920.00	\$51,168.00	\$1,248.00	2.5%
45-41110	Assistant Director/Circ Manager	\$35,049.00	\$34,944.00	\$35,817.60	\$873.60	2.5%
45-41110	Technical Services/Circ Support	\$26,188.50	\$27,040.00	\$27,716.00	\$676.00	2.5%
45-41110	Circulation Support	\$2,767.00	\$10,140.00	\$14,710.80	\$4,570.80	45.1%
45-41110	Yth Services Librarian- Student	\$38,563.20	\$38,563.20	\$39,527.28	\$964.08	2.5%
45-41110	Circulation Support	\$30,877.50	\$31,200.00	\$31,980.00	\$780.00	2.5%
45-41110	Circulation/Support	\$4,303.00	\$20,280.00	\$20,467.20	\$187.20	0.9%
45-41110	Yth Services Librarian - Young Child	\$24,232.51	\$28,080.00	\$28,782.00	\$702.00	2.5%
45-41110	Parker IT	\$6,201.34		\$10,000.00	\$10,000.00	#DIV/0!
45-41110	Systems Asst/Circ/Support	\$15,661.70		\$0.00	\$0.00	
45-41110	SUBTOTAL - Benefit Salaries	\$233,753.75	\$240,167.20	\$260,168.88	\$20,001.68	8.3%
45-41110	Circulation/Support	\$3,966.00	\$4,992.00		(\$4,992.00)	-100.0%
45-41110	Circulation/Support	\$2,532.00		\$9,594.00	\$9,594.00	#DIV/0!
45-41110	Custodian-Maria	\$10,296.00	\$10,296.00	\$10,553.40	\$257.40	2.5%
45-41110	SUBTOTAL - Non-Benefit Salaries	\$16,794.00	\$15,288.00	\$20,147.40	\$4,859.40	31.8%
45-41110	FICA	\$18,720.61	\$18,754.68	\$20,636.86	\$1,882.18	10.0%
45-41122	Per's Retirement	\$24,917.31	\$25,505.76	\$29,451.12	\$3,945.36	15.5%
45-41122	Worker's Comp Insurance	\$1,043.05	\$1,532.73	\$1,121.27	(\$411.47)	-26.8%
45-4112x	45% of Maria Mares benefits		\$5,367.40	\$6,159.98	\$792.58	14.8%
45-41126	Health Ins.-Medical and Dental	\$44,144.86	\$46,800.00	\$64,680.00	\$17,880.00	38.2%
45-41128	Unemployment Insurance	\$0.00			\$0.00	#DIV/0!
	SUBTOTAL - Benefits	\$88,825.83	\$97,960.57	\$122,049.22	\$24,088.66	24.6%
A BUDGET	TOTAL Salaries & Benefits	\$339,373.58	\$353,415.77	\$402,365.50	\$48,949.74	13.9%
B Budget - Operating & Maintenance						
45-41213	Postage	\$1,395.94	\$2,400.00	\$2,400.00	\$0.00	0.0%
45-41215	Supplies	\$6,938.40	\$5,500.00	\$5,500.00	\$0.00	0.0%
	SUBTOTAL - Supplies	\$8,334.34	\$7,900.00	\$7,900.00	\$0.00	0.0%
45-41319	Publications	\$1,458.49	\$900.00	\$900.00	\$0.00	0.0%
	Professional Services/Technology		\$10,000.00	\$0.00	(\$10,000.00)	-100.0%
45-41325	Service Contracts	\$7,699.73	\$9,000.00	\$9,000.00	\$0.00	0.0%
45-41326	Public Programming	\$1,690.27	\$1,300.00	\$1,300.00	\$0.00	0.0%
	SUBTOTAL - Services	\$10,848.49	\$21,200.00	\$11,200.00	(\$10,000.00)	-47.2%
45-41411	Equipment Repair and Maintenance	\$886.04	\$1,200.00	\$1,200.00	\$0.00	0.0%
45-41413	Library Space Repair and Maintenance	\$5,147.03	\$6,475.00	\$6,475.00	\$0.00	0.0%
	SUBTOTAL - Repair and Maintenance	\$6,033.07	\$7,675.00	\$7,675.00	\$0.00	0.0%
45-41713	Communications	\$3,697.23	\$5,250.00	\$5,250.00	\$0.00	0.0%
45-41711	Dues and Subscriptions	\$675.00	\$1,000.00	\$1,000.00	\$0.00	0.0%
45-41717	Utilities	\$5,057.56	\$5,000.00	\$5,000.00	\$0.00	0.0%
45-41723	Personnel Training	\$1,050.11	\$1,000.00	\$1,000.00	\$0.00	0.0%
45-41724	Travel Expenses	\$668.73	\$1,000.00	\$1,000.00	\$0.00	0.0%
45-41515	Computer subscriptions	\$264.96	\$400.00	\$400.00	\$0.00	0.0%
45-41736	Subscriptions	\$3,217.71	\$2,900.00	\$2,900.00	\$0.00	0.0%
45-41539	Equipment-replacement	\$16,050.17	\$2,500.00	\$2,500.00	\$0.00	0.0%
45-41535	Library Materials	\$44,690.89	\$44,000.00	\$44,400.00	\$400.00	0.9%
	SUBTOTAL - Misc. Operating Expense	\$75,272.36	\$63,050.00	\$63,450.00	\$400.00	0.6%
B BUDGET	TOTAL - Operating and Maintenance	\$100,488.26	\$99,825.00	\$90,225.00	(\$9,600.00)	-9.6%
C Budget - Capital Outlay						
LIBRARY	TOTAL DEPARTMENT BUDGET	\$439,861.84	\$453,240.77	\$492,590.50	\$39,349.74	8.7%
	TOTAL OPERATING BUDGET	\$439,861.84	\$453,240.77	\$492,590.50	\$39,349.74	8.7%

PUBLIC WORKS & ENGINEER - GENERAL & ENTERPRISE FUNDS						
Acct #	Account Title	FYE 12 Actual	FYE 13 Budget	FYE 14 Proposed	Armt Increase	% Change
A Budget - Salaries & Benefits						
42-41110	Public Works Manager /City Engineer	\$88,940.80	\$88,935.00	\$91,158.38	\$2,223.37	2.5%
42-41110	Asst City Engineer	\$29,993.60	\$30,000.00	\$0.00	(\$30,000.00)	-100.0%
42-41110	PW Division Staff Assistant	\$18,378.39	\$0.00	\$0.00	\$0.00	#DIV/0!
42-41110	PW Building Maintenance	\$5,518.22	\$0.00	\$0.00	\$0.00	#DIV/0!
42-41114	Phone Allowance	\$337.50	\$360.00	\$360.00	\$0.00	0.0%
42-41110	City Facility (City Hall) Cleaning Staff	\$10,296.00	\$10,296.00	\$10,553.40	\$257.40	2.5%
42-41110	Grant / audit adj	\$7,036.59	\$0.00	\$0.00	\$0.00	#DIV/0!
42-41110	Sustainability Coordinator	\$0.00	\$0.00	\$0.00	\$0.00	#DIV/0!
42-41110	SUBTOTAL - Benefit Salaries	\$160,501.10	\$129,591.00	\$102,071.78	(\$27,519.23)	-21.2%
42-41121	Fica	\$6,869.99	\$9,913.71	\$7,808.49	(\$2,105.22)	-21.2%
42-41122	Persi Retirement	\$9,373.07	\$13,749.82	\$11,540.94	(\$2,208.88)	-16.1%
42-41124	Worker's Comp Insurance	\$1,251.01	\$2,591.82	\$1,439.21	(\$1,152.61)	-44.9%
42-41126	Health Insurance - Medical & Dental	\$11,186.12	\$12,090.00	\$14,322.00	\$2,232.00	18.5%
42-41128	Unemployment Insurance	\$0.00	\$0.00	\$0.00	\$0.00	#DIV/0!
42-41128	SUBTOTAL - Benefits	\$28,680.19	\$38,345.35	\$35,110.64	(\$3,234.71)	-8.4%
A BUDGET	TOTAL SALARIES & BENEFITS	\$189,181.29	\$167,936.35	\$137,182.42	(\$30,753.93)	-18.3%
B Budget - Operating & Maintenance						
42-41215	Department Supplies	\$223.68	\$1,500.00	\$1,500.00	\$0.00	0.0%
42-41313	Professional Services (Legal, Eng, Etc)	\$25,130.54	\$4,000.00	\$20,000.00	\$16,000.00	400.0%
42-41319	Advertising and Publishing services	\$321.45	\$1,700.00	\$500.00	(\$1,200.00)	-70.6%
42-41323	Printing Services	\$730.99	\$400.00	\$400.00	\$0.00	0.0%
42-41325	Service Contracts	\$625.80	\$500.00	\$500.00	\$0.00	0.0%
42-41413	Building Maintenance - City Hall	\$9,890.15	\$15,000.00	\$15,000.00	\$0.00	0.0%
42-41415	Repair and Maint. Auto	\$535.64	\$1,000.00	\$1,000.00	\$0.00	0.0%
42-41417	Radios	\$0.00	\$2,000.00	\$500.00	(\$1,500.00)	-75.0%
42-41535	Books & Codes	\$0.00	\$200.00	\$200.00	\$0.00	0.0%
42-41711	Dues & Subscriptions	\$170.00	\$1,000.00	\$1,000.00	\$0.00	0.0%
42-41713	Telephone	\$6,757.31	\$5,000.00	\$5,000.00	\$0.00	0.0%
42-41717	Utilities	\$9,284.90	\$11,000.00	\$12,000.00	\$1,000.00	9.1%
42-41717	Utilities - Blaine Co Museum	\$0.00	\$600.00	\$600.00	\$0.00	0.0%
42-41719	Gas & Oil	\$1,159.59	\$675.00	\$675.00	\$0.00	0.0%
42-41723	Training and Tuitions	\$859.00	\$2,000.00	\$1,500.00	(\$500.00)	-25.0%
42-41724	Travel Expenses	\$557.82	\$1,400.00	\$1,400.00	\$0.00	0.0%
42-41747	Prevention Program	\$175.00	\$250.00	\$250.00	\$0.00	0.0%
B BUDGET	TOTAL - OPERATING & MAINTENANCE	\$56,421.87	\$48,225.00	\$62,025.00	\$13,800.00	28.6%
C-R BUDGET Capital Replacement						
	Building Components Replacement	\$0.00	\$0.00	\$0.00	\$0.00	#DIV/0!
C - R BUDGET TOTAL - Replacement		\$0.00	\$0.00	\$0.00	\$0.00	#DIV/0!
(08-09)	TOTAL DEPARTMENT BUDGET	\$245,603.16	\$216,161.35	\$199,207.42	(\$16,953.93)	-7.8%
	To Grant Fund	\$0.00	\$0.08	\$0.00	(\$0.08)	-100.0%
	To Capital Fund				\$0.00	#DIV/0!
33.33%	Water Department	(\$70,373.31)	(\$75,656.47)	(\$66,399.37)	\$9,257.10	-12.2%
33.33%	Waste Water Department	(\$54,917.55)	(\$75,656.47)	(\$66,406.06)	\$9,250.41	-12.2%
33.33%	General Fund Total Operating Budget	\$120,312.30	\$64,848.49	\$66,401.99	\$1,553.50	2.4%

City of Hailey
Public Works STREET - 40
Fiscal Year 2014

STREET DEPARTMENT - Public Works		FYE 12 Actual	FYE 13 Budget	FYE 14 Proposed	Amnt Increase	% Increase	GRANTS
Acct #	Account Title						
A Budget Salaries & Benefits							
40-41110	Street Division Manager	\$58,588.92	\$62,000.00	\$63,550.00	\$1,550.00	2.5%	
40-41110	Asst. Division Manager	\$49,236.46	\$49,212.80	\$50,443.12	\$1,230.32	2.5%	
40-41110	City Fleet Mechanic	\$32,672.00	\$41,600.00	\$41,574.00	(\$26.00)	-0.1%	
40-41110	Operator	\$42,629.12	\$42,598.40	\$43,663.36	\$1,064.96	2.5%	
40-41110	Operator	\$40,849.31	\$40,560.00	\$41,574.00	\$1,014.00	2.5%	
40-41110	Operator (January 2014 start)	\$36,920.16	\$36,920.00	\$21,840.00	(\$15,080.00)	-40.8%	
40-41110	Operator	\$34,056.02	\$34,320.00	\$35,178.00	\$858.00	2.5%	
40-41110	Operator (Winter only, 67% Parks)	\$4,213.44	\$10,982.40	\$11,960.52	\$978.12	8.9%	
40-41110	Sustainability Coord (shared 25%)	\$14,349.80	\$15,002.00	\$15,000.00	(\$2.00)	0.0%	\$5,000.00
40-41110	Street Crews assigned to Parks	(\$10,828.58)		(\$35,000.00)	(\$35,000.00)		
40-41110	SUBTOTAL - Benefit Salaries	\$302,586.65	\$333,195.60	\$289,783.00	(\$43,412.60)	-13.0%	\$5,000.00
40-41110	Snow removal Employees/OT	\$2,269.52	\$8,000.00	\$5,000.00	(\$3,000.00)	-37.5%	
40-41114	Phone Allowance	\$720.00	\$720.00	\$720.00	\$0.00	0.0%	
	SUBTOTAL - Non-Benefit Salaries	\$2,989.52	\$8,720.00	\$5,720.00	(\$3,000.00)	-34.4%	\$0.00
	TOTAL SALARIES	\$305,576.17	\$341,915.60	\$295,503.00	(\$46,412.60)	-13.6%	\$5,000.00
40-41121	Fica	\$24,452.83	\$26,156.54	\$22,605.98	(\$3,550.56)	-13.6%	\$382.50
40-41122	Persi Retirement	\$34,402.37	\$35,461.84	\$32,884.94	(\$2,576.90)	-7.3%	\$666.00
40-41124	Worker's Comp Insurance	\$15,089.21	\$28,037.08	\$18,321.19	(\$9,715.89)	-34.7%	\$125.00
40-41126	Health Insurance - Medical & Dental	\$54,738.26	\$59,124.00	\$67,729.20	\$8,605.20	14.6%	\$924.00
40-41128	Unemployment Insurance	\$0.00	\$0.00	\$0.00	\$0.00	#DIV/0!	\$0.00
	SUBTOTAL - Benefits	\$128,682.67	\$148,779.46	\$141,541.31	(\$7,238.15)	-4.9%	\$1,997.50
	TOTAL SALARIES & BENEFITS	\$434,258.84	\$490,695.06	\$437,044.31	(\$53,650.75)	-10.9%	\$6,997.50
B Budget - Operating & Maintenance							
40-41211	Office Supplies	\$287.12	\$400.00	\$400.00	\$0.00	0.0%	
40-41213	Postage	\$40.00	\$50.00	\$50.00	\$0.00	0.0%	
40-41215	Departmental Supplies	\$932.55	\$1,200.00	\$2,000.00	\$800.00	66.7%	
	SUBTOTAL - Supplies	\$1,259.67	\$1,650.00	\$2,450.00	\$800.00	48.5%	\$0.00
40-41225	Downtown Beautification						
40-41313	Professional Services	\$300.00	\$6,000.00	\$6,000.00	\$0.00	0.0%	
40-41319	Advertising & Publishing	\$0.00	\$500.00	\$500.00	\$0.00	0.0%	
40-41323	Printing Services	\$209.64	\$200.00	\$200.00	\$0.00	0.0%	
40-41325	Service Contracts	\$689.92	\$1,000.00	\$2,000.00	\$1,000.00	100.0%	
	SUBTOTAL - Services	\$1,199.56	\$7,700.00	\$8,700.00	\$1,000.00	13.0%	\$0.00
40-41403	Street Maint/Chipseal	\$202,367.31	\$84,000.00	\$90,000.00	\$6,000.00	7.1%	
40-41403	Install Flower Drip Irrigation		\$2,300.00	\$2,300.00	\$0.00	0.0%	
40-41403	Repair & Maint - System	\$1,437.76	\$125,000.00	\$125,000.00	\$0.00	0.0%	
40-41405	Repair & Maint - Equipment	\$75,445.88	\$45,000.00	\$45,000.00	\$0.00	0.0%	
40-41413	Repair & Maint - Building, Grounds	\$2,337.12	\$4,000.00	\$4,000.00	\$0.00	0.0%	
40-41415	Repair & Maint - Auto	\$534.85	\$4,000.00	\$4,000.00	\$0.00	0.0%	
40-41417	Repair & Maint - Radio	\$273.50	\$6,000.00	\$2,000.00	(\$6,000.00)	-75.0%	
40-41421	Street Dept Shop Budget	\$6.73	\$0.00	\$0.00	\$0.00	#DIV/0!	
40-41423	Repair & Maint - Tools	\$1,627.12	\$1,000.00	\$1,000.00	\$0.00	0.0%	
	SUBTOTAL - Repair & Maint.	\$284,030.27	\$273,300.00	\$273,300.00	\$0.00	0.0%	\$0.00

City of Hailey
Public Works STREET - 40
Fiscal Year 2014

STREET DEPARTMENT - Public Works		FYE 12 Actual	FYE 13 Budget	FYE 14 Proposed	Amnt Increase	% Increase	GRANTS
Acct #	Account Title						
	Account Title						
	Account Title						
40-41703	EPA Sustainability Grant Match	\$606.42	\$18,750.00	\$9,000.00	(\$9,750.00)	-52.0%	\$9,000.00
40-41711	Street Dept Laundry & Clothing	\$1,401.85	\$1,000.00	\$1,000.00	\$0.00	0.0%	
40-41713	Street Dept Dues & Subscript	\$2,705.00	\$3,200.00	\$3,200.00	\$0.00	0.0%	
40-41715	Street Dept Tel & Communica	\$3,010.97	\$3,000.00	\$3,000.00	\$0.00	0.0%	
40-41717	Street Dept Lighting	\$18,884.45	\$20,000.00	\$20,000.00	\$0.00	0.0%	
40-41719	Street Dept Utilities & Rubbish	\$15,547.95	\$20,000.00	\$20,000.00	\$0.00	0.0%	
40-41728	Street Dept Gas & Oil	\$43,236.17	\$50,000.00	\$50,000.00	\$0.00	0.0%	
40-41724	Street Dept Training	\$100.00	\$1,500.00	\$1,500.00	\$0.00	0.0%	
40-41747	Street Dept Travel	\$431.65	\$1,500.00	\$1,500.00	\$0.00	0.0%	
40-41767	Street Dept Prevention Program	\$75.00	\$1,000.00	\$1,000.00	\$0.00	0.0%	
40-41771	Street Dept Weed Control	\$6,220.00	\$6,000.00	\$8,000.00	\$2,000.00	33.3%	
40-41775	Street Dept Snow Removal	\$0.00	\$3,000.00	\$3,000.00	\$0.00	0.0%	
	Street Dept Equipment Rental	\$34,135.50	\$85,000.00	\$92,000.00	\$7,000.00	8.2%	
	SUBTOTAL - Misc. Operating Expen	\$126,354.96	\$213,950.00	\$213,200.00	(\$750.00)	-0.4%	\$9,000.00
	B TOTAL OPERATING & MAINTENANCE	\$412,844.46	\$496,600.00	\$497,650.00	\$1,050.00	0.2%	\$9,000.00
	C BUDGET						
40-41583	Computer Expenses		\$0.00	\$0.00	\$0.00	#DIV/0!	
40-41539	2003(5yr)Lease-Volvo Grader & 98 Mack Truck		\$0.00	\$0.00	\$0.00	#DIV/0!	
40-41539	L.O.T. Loader & Snow Blower Lease		\$0.00	\$0.00	\$0.00	#DIV/0!	
40-41549	Subtotal - Capital Expansion	\$0.00	\$0.00	\$0.00	\$0.00	#DIV/0!	\$0.00
40-41549	Capital Replacement - Snow Plow		\$0.00	\$0.00	\$0.00	#DIV/0!	
40-41549	SR2S, SIGNAGE		\$0.00	\$0.00	\$0.00	#DIV/0!	
40-41549	Sidewalk Projects		\$0.00	\$80,000.00	\$80,000.00	#DIV/0!	
40-41549	Drywell Projects		\$0.00	\$0.00	\$0.00	#DIV/0!	
40-41549	Dev Impact Fees - Ped Crossing Lights		\$0.00	\$12,000.00	\$12,000.00	#DIV/0!	\$0.00
40-41549	Woodside Blvd GRANT MATCH		\$0.00	\$0.00	\$0.00	#DIV/0!	
40-41549	Portable Emergency Generator		\$0.00	\$5,000.00	\$5,000.00	#DIV/0!	\$0.00
40-41549	Grant Expense FYE 11 Com Climate Chal		\$0.00	\$0.00	\$0.00	#DIV/0!	\$0.00
	Subtotal - Capital Replacement	\$0.00	\$0.00	\$97,000.00	\$97,000.00	#DIV/0!	\$0.00
	TOTAL - Capital Budget	\$0.00	\$0.00	\$97,000.00	\$97,000.00	#DIV/0!	\$0.00
	TOTAL DEPARTMENT BUDGET	\$847,103.30	\$987,295.06	\$1,031,694.31	\$44,399.25	4.5%	\$15,997.50
	To Capital Fund - Devel Impact Fees 25%			(\$12,000.00)			
	To Grants Fund - EPA-GCC			\$0.00			
	To Capital Fund	\$0.00	\$0.00	(\$85,000.00)	(\$85,000.00)	#DIV/0!	\$0.00
	General Fund TOTAL Operating B	\$847,103.30	\$987,295.06	\$934,694.31	(\$52,600.75)	-5.3%	

Acct #	PARKS - GENERAL Account Title	FYE12 Actual	FYE13 Budget	FYE14 Proposed	Amnt Increase	% Increase
A Budget - Salaries & Benefits						
50-41110	Park Maintenance	\$29,836.92	\$22,300.00	\$24,283.28	\$1,983.28	8.9%
50-41110	Seasonal Summer	\$20,050.71	\$18,000.00	\$18,000.00	\$0.00	0.0%
50-41110	Street Dept. Help			\$35,000.00	\$35,000.00	#DIV/0!
50-41114	Phone Allowance	\$157.50	\$0.00	\$270.00	\$270.00	#DIV/0!
	Subtotal Salaries	\$50,045.13	\$40,300.00	\$77,553.28	\$37,253.28	92.4%
50-41121	Fica	\$3,466.69	\$3,082.95	\$5,932.83	\$2,849.88	92.4%
50-41122	Persi Retirement	\$2,665.08	\$2,368.26	\$2,748.87	\$380.61	16.1%
50-41124	Worker's Comp Insurance	\$1,932.19	\$2,216.50	\$4,265.43	\$2,048.93	92.4%
50-41126	Health Insurance - Medical & Dental	\$4,210.15	\$5,226.00	\$6,190.80	\$964.80	18.5%
50-41128	Unemployment Insurance	\$3,931.78	\$3,000.00	\$7,189.00	\$4,189.00	139.6%
A BUDGET	TOTAL SALARIES	\$66,251.02	\$56,193.71	\$103,880.20	\$47,686.49	84.9%
B Budget - Operating & Maintenance						
50-41215	Department Supplies		\$2,000.00	\$2,500.00	\$500.00	25.0%
50-41215	Department Supplies	\$2,403.11	\$24,000.00	\$20,000.00	(\$4,000.00)	-16.7%
	SUBTOTAL - Supplies	\$2,403.11	\$26,000.00	\$22,500.00	\$0.00	-13.5%
50-41313	Professional Services (Legal, Eng, Etc)	\$8,825.50	\$1,000.00	\$3,000.00	\$2,000.00	200.0%
50-41319	Advertising, Publishing, Printing services	\$892.92	\$500.00	\$500.00	\$0.00	0.0%
50-41325	Service Contracts	\$1,955.00	\$1,500.00	\$0.00	(\$1,500.00)	-100.0%
	SUBTOTAL - Services	\$11,673.42	\$3,000.00	\$3,500.00	\$500.00	16.7%
50-41403	Repair & Maint.-System	\$49,576.93	\$24,000.00	\$30,000.00	\$6,000.00	25.0%
50-41405	Repair & Maint.-Equipment	\$585.66	\$1,500.00	\$1,500.00	\$0.00	0.0%
50-41413	Repair & Maint.-Building	\$138.68	\$500.00	\$500.00	\$0.00	0.0%
50-41415	Repair and Maint. Auto	\$68.25	\$1,500.00	\$1,500.00	\$0.00	0.0%
	SUBTOTAL - Repairs & Maint	\$50,369.52	\$27,500.00	\$33,500.00	\$6,000.00	21.8%
50-41615	Halley Rodeo Park Supplies	\$2,980.11	\$5,000.00	\$7,000.00	\$2,000.00	40.0%
50-41625	Halley Rodeo Park Maintenance	\$7,225.16	\$5,000.00	\$6,000.00	\$1,000.00	20.0%
50-41617	Halley Rodeo Park Utilities	\$3,920.64	\$5,000.00	\$6,000.00	\$1,000.00	20.0%
	SUBTOTAL - Halley Rodeo Park	\$14,125.91	\$15,000.00	\$19,000.00	\$4,000.00	26.7%
PARKS - GENERAL						
Acct #	Account Title	FYE12 Actual	FYE13 Proposed	FYE14 Proposed	Amnt Increase	% Increase
50-41703	Clothing & Uniforms	\$219.99	\$350.00	\$350.00	\$0.00	0.0%
50-41713	Telephone & Communications	\$119.98	\$0.00	\$1,500.00	\$1,500.00	#DIV/0!
50-41717	Utilities, Street Lighting, Park Watering	\$85,366.42	\$40,000.00	\$40,000.00	\$0.00	0.0%
50-41719	Gas & Oil	\$3,740.95	\$4,000.00	\$4,000.00	\$0.00	0.0%
50-41723	Personnel Training	\$100.00	\$500.00	\$500.00	\$0.00	0.0%
50-41724	Travel	\$431.65	\$500.00	\$500.00	\$0.00	0.0%
50-41775	Equipment Rental	\$314.00	\$500.00	\$500.00	\$0.00	0.0%
50-41707	Tree Committee, Inventory Expenses		\$5,000.00	\$5,000.00	\$0.00	0.0%
	SUBTOTAL - Misc Operating Exp	\$90,282.99	\$50,850.00	\$52,350.00	\$1,500.00	2.9%
B BUDGET	TOTAL - OPERATING & MAINTENANCE	\$168,854.95	\$122,350.00	\$130,850.00	\$8,000.00	6.9%

C BUDGET									#DIV/0!
50-41513	Public Art Park Project - Town Entry, HRP		\$0.00	\$0.00	\$0.00	\$0.00			
50-41547	Rodeo Park Project, Skatemark	\$4,569.45	\$0.00	\$10,000.00	\$10,000.00	\$0.00			
50-41549	Surface Water Irrigation - Curtis, Deerfield		\$0.00	\$0.00	\$0.00	\$0.00			
50-41549	Grant - Fox Gardens, McKercher	\$30,940.00	\$0.00	\$0.00	\$0.00	\$0.00			
50-41525	Park Grounds Improvements	\$10,000.00	\$10,000.00	\$15,000.00	\$15,000.00	\$5,000.00			50.0%
C Budget - Total Capital Outlay		\$35,509.45	\$10,000.00	\$25,000.00	\$25,000.00	\$15,000.00			150.0%
	TOTAL DEPARTMENT BUDGET	\$270,615.42	\$188,543.71	\$259,730.20	\$259,730.20	\$71,186.49			37.8%
	To Grant Fund	\$0.00	\$0.00	\$0.00	\$0.00	\$0.00			#DIV/0!
	To Capital Fund	\$35,509.45	\$10,000.00	\$25,000.00	\$25,000.00	\$15,000.00			150.0%
	General Fund - TOTAL OPERATING BUDGE	\$235,105.97	\$178,543.71	\$234,730.20	\$234,730.20	\$56,186.49			31.5%

City of Hailey
Water Department User Revenue

Water User Fund Revenues						
FUND/ACCT#	ACCOUNT TITLE	FYE 2012 Actual	FYE 2013 Budget	FYE 14 Proposed	Amnt Increase	%Increase
200.60-32240	ANNEXATION FEES	\$300.00	\$0.00	\$0.00	\$0.00	#DIV/0!
200.60-32290	WATER USER FILL SPOUT	\$2,025.00	\$2,500.00	\$2,000.00	(\$500.00)	-20.00%
200.60-32273	PROPERTY SALES		\$0.00	\$0.00	\$0.00	#DIV/0!
200-00-32294	SUBDIVISION INSPECTION FEES		\$0.00	\$0.00	\$0.00	#DIV/0!
200.60-32413	INTEREST EARNED	\$11,556.62	\$15,000.00	\$10,000.00	(\$5,000.00)	-33.33%
200-60-33570	STATE REVOLVING FUND LOAN for Water Tank		\$0.00	\$0.00	\$0.00	#DIV/0!
	EPA Sustainability Grant Reimb	\$56,977.00	\$30,275.75	\$14,000.00	(\$16,275.75)	-53.76%
200-00-31010	BOND REVENUE- for St Rev Fund Ld	\$166,224.84	\$169,031.00	\$151,500.00	(\$17,531.00)	-10.37%
200.60-34610	USER CHARGES	\$940,991.00	\$895,000.00	\$1,080,000.00	\$185,000.00	20.67%
200.60-34612	INSPECTION FEES	\$450.00	\$500.00	\$500.00	\$0.00	0.00%
200.60-34616	METER REIMBURSEMENT	\$4,190.81	\$2,000.00	\$2,000.00	\$0.00	0.00%
200.60-34618	HYDROPLANT REVENUE	\$3,505.43	\$3,000.00	\$5,000.00	\$2,000.00	66.67%
200.60-34611	SERVICE CHARGES	\$18,235.99	\$10,000.00	\$10,000.00	\$0.00	0.00%
	TOTAL USER REVENUE	\$1,204,456.69	\$1,127,306.75	\$1,275,000.00	\$147,693.25	13.10%
	BUDGETED Fund Balance		\$72,049.13	(\$18,197.53)	(\$90,246.66)	
	TOTAL BUDGETED USER REVENUE		\$1,199,355.88	\$1,256,802.47	\$57,446.59	4.79%

City of Hailey
Water Department User Expenditures FYE 14

FUND/ACCT#	ACCOUNT TITLE	FYE 13 Budget	FYE 14 Proposed	Amnt Increase	%Increase	GRANTS
	WATER USER EXPENSES					
	AGGUNT TITLE					
	SUBTOTAL REPAIRS & MAINTEN	\$45,750.00	\$85,250.00	\$39,500.00	86.34%	
200.60-41703	CLOTHING & UNIFORMS	\$1,500.00	\$1,500.00	\$0.00	0.00%	
	EPA Sustainability Grant Match	\$18,750.00	\$9,000.00	(\$9,750.00)	-52.00%	\$9,000.00
200.60-41711	DUES & SUBSCRIPTIONS	\$2,000.00	\$2,000.00	\$0.00	0.00%	
200.60-41713	TELEPHONE & COMMUNICATION	\$6,000.00	\$6,000.00	\$0.00	0.00%	
200.60-41717	UTILITIES	\$67,000.00	\$67,000.00	\$0.00	0.00%	
200.60-41719	GAS & OIL	\$10,000.00	\$10,000.00	\$0.00	0.00%	
200.60-41723	PERSONNEL TRAINING	\$2,000.00	\$2,000.00	\$0.00	0.00%	
200.60-41724	TRAVEL EXPENSES	\$2,500.00	\$2,500.00	\$0.00	0.00%	
200.60-41747	PREVENTIVE PROGRAMS	\$500.00	\$500.00	\$0.00	0.00%	
200.60-41775	EQUIPMENT RENTAL	\$500.00	\$500.00	\$0.00	0.00%	
200.60-41791	CHEMICALS	\$5,000.00	\$5,000.00	\$0.00	0.00%	
200.60-41795	LAB TESTING & SUPPLIES	\$6,000.00	\$6,000.00	\$0.00	0.00%	
	SUBTOTAL MISC. EXPENDITURE	\$121,750.00	\$112,000.00	(\$9,750.00)	-8.01%	\$9,000.00
	TOTAL B BUDGET	\$245,800.00	\$356,550.00	\$110,750.00	45.08%	\$9,000.00
	C BUDGET					
	Computer Expenses	\$0.00	\$0.00	\$0.00	#DIV/0!	
200-60-41321	Capital Studies	\$0.00	\$0.00	\$0.00	#DIV/0!	
	Utility Trailer	\$0.00	\$0.00	\$0.00	#DIV/0!	
200-60-41547	Capital	\$85,000.00	\$40,000.00	(\$45,000.00)	-52.94%	
	TOTAL C BUDGET	\$85,000.00	\$40,000.00	(\$45,000.00)	-52.94%	\$0.00
	BONDS & LOANS					
60-41613	Bond Repayment - Water Storage Tank DEQ State Revolving Loan	\$169,031.00	\$151,500.00	(\$17,531.00)	-10.37%	
	TOTAL DEPARTMENT BUDGET	\$819,297.94	\$888,011.76	\$221,903.74	33.31%	\$15,962.50
	GRANTS					
	Legislative Budget	\$14,856.42	\$17,593.62	\$2,737.20	18.42%	
	Executive Budget	\$289,545.05	\$284,797.72	(\$4,747.33)	-1.64%	
	Public Works Budget	\$75,656.47	\$66,399.37	(\$9,257.10)	-12.24%	
	TOTAL OPERATING BUDGET	\$1,199,355.88	\$1,256,802.47	\$57,446.59	4.79%	

City of Hailey
Water Department User Expenditures FYE 14.

WATER USER EXPENSES		FYE 13 Budget	FYE 14 Proposed	Amnt Increase	%Increase	GRANTS
FUND/ACCT#	ACCOUNT TITLE					
A BUDGET						
200.60-41110	SUPERINTENDENT	\$52,500.00	\$52,500.00	\$0.00	0.00%	
200.60-41110	OPERATOR	\$35,360.00	\$40,444.04	\$5,084.04	14.38%	
200.60-41110	OPERATOR	\$34,000.00	\$36,920.00	\$2,920.00	8.59%	
200.60-41110	OPERATOR	\$38,958.40	\$39,932.36	\$973.96	2.50%	
200.60-41110	OPERATOR	\$39,083.00	\$35,178.00	(\$3,905.00)	-9.99%	
200.60-41111	OVERTIME			\$0.00		
200.60-41111	POLICE DEPT TIME	\$10,000.00	\$15,000.00	\$5,000.00	50.00%	
160.83-41110	EPA Sustainability Coordinator	\$15,002.00	\$15,000.00	(\$2.00)	-0.01%	\$5,000.00
200.60-41110	MERIT/Audit adj to bring to actual			\$0.00	#DIV/0!	
	SUBTOTAL WATER SALARIES	\$224,903.40	\$234,974.40	\$10,071.00	4.48%	\$5,000.00
200.60-41121	FICA	\$17,205.11	\$17,975.54	\$770.43	4.48%	\$382.50
200.60-41122	RETIREMENT	\$23,884.74	\$26,599.10	\$2,714.36	11.36%	\$531.00
200.60-41124	WORKMAN COMP.	\$12,523.69	\$11,902.72	(\$620.97)	-4.96%	\$125.00
200.60-41126	H&A INSURANCE	\$40,950.00	\$48,510.00	\$7,560.00	18.46%	\$924.00
200.60-41128	UNEMPLOYMENT INSURANCE			\$0.00	#DIV/0!	
	SUBTOTAL BENEFITS	\$94,563.54	\$104,987.36	\$10,423.83	11.02%	\$1,962.50
	TOTAL A BUDGET	\$319,466.94	\$339,961.76	\$20,494.83	6.42%	\$6,962.50
B BUDGET						
200.60-41211	OFFICE SUPPLIES	\$300.00	\$300.00	\$0.00	0.00%	
200.60-41213	POSTAGE	\$500.00	\$500.00	\$0.00	0.00%	
200.60-41215	DEPARTMENTAL SUPPLIES	\$500.00	\$500.00	\$0.00	0.00%	
200.60-41311	DEQ USER FEE	\$12,000.00	\$13,000.00	\$1,000.00	8.33%	
200.60-41313	PROFESSIONAL SERVICES	\$60,000.00	\$140,000.00	\$80,000.00	133.33%	
200.60-41319	ADVERT.&PUBL.	\$500.00	\$500.00	\$0.00	0.00%	
200.60-41323	PRINTING SERVICES	\$500.00	\$500.00	\$0.00	0.00%	
200.60-41325	SERVICE CONTRACTS	\$4,000.00	\$4,000.00	\$0.00	0.00%	
	SUBTOTAL SERVICES	\$78,300.00	\$159,300.00	\$81,000.00	103.45%	
200.60-41401	R & M - EQUIPMENT	\$15,000.00	\$25,000.00	\$10,000.00	66.67%	
200.60-41403	R & M - SYSTEM	\$12,000.00	\$20,000.00	\$8,000.00	66.67%	
200.60-41405	R & M - EQUIPMENT	\$5,000.00	\$27,000.00	\$22,000.00	440.00%	
200.60-41411	R & M - OFFICE EQUIPMENT	\$250.00	\$250.00	\$0.00	0.00%	
200.60-41413	R & M - BUILDING	\$2,500.00	\$4,000.00	\$1,500.00	60.00%	
200.60-41415	R & M - AUTO	\$4,000.00	\$4,000.00	\$0.00	0.00%	
200.60-41417	R & M RADIO	\$7,000.00	\$5,000.00	(\$2,000.00)	-28.57%	
200.60-41421	R & M - SHOP	\$0.00	\$0.00	\$0.00	#DIV/0!	

City of Hailey
Water Department Replacement Revenue

WATER REPLACEMENT REVENUE		FYE 12 Actual	FYE 13 Budget	FYE 14 Proposed	Amnt Increase	% Increase
FUND/ACCT#	ACCOUNT TITLE					
220-00-32413	INTEREST EARNED	\$8,235.90	\$15,000.00	\$5,000.00	(\$10,000.00)	-66.67%
65-32810	HOOK-UP FEES	\$23,826.00	\$20,000.00	\$85,000.00	\$65,000.00	325.00%
65-32811	DEPRECIATION REVENUE				\$0.00	#DIV/0!
TOTAL		\$32,061.90	\$35,000.00	\$90,000.00	\$55,000.00	157.14%
FUND BALANCES						
1						
2						
3	BUDGETED Fund Balance	\$284,000.00		\$395,000.00	\$111,000.00	68.80%
8					\$0.00	#DIV/0!
1					\$0.00	#DIV/0!
TOTAL						
REPLACEMENT REVENUE			\$319,000.00	\$485,000.00	\$166,000.00	

City of Hailey
Water Department Replacement Expenditures

WATER REPLACEMENT EXPENSES FUND/ACCT# / ACCOUNT TITLE	FYE 12 Actual	FYE 13 Budget	FYE 14 Proposed	Amnt Increase	% Increase
220.65-41321 Engineering Services		\$0.00	\$0.00	\$0.00	#DIV/0!
220.65-41325 Service Contracts		\$0.00	\$0.00	\$0.00	#DIV/0!
220.65-41329 Other Services		\$0.00	\$0.00	\$0.00	#DIV/0!
220.65-41401 R&M Plant		\$0.00	\$0.00	\$0.00	#DIV/0!
220.65-41403 R&M system		\$0.00	\$0.00	\$0.00	#DIV/0!
220.65-41405 R&M Equipment		\$0.00	\$0.00	\$0.00	#DIV/0!
220.65-41413 R&M Buildings		\$0.00	\$0.00	\$0.00	#DIV/0!
220.65-41415 R&M Auto		\$0.00	\$0.00	\$0.00	#DIV/0!
220.65-41417 R&M Radios		\$0.00	\$0.00	\$0.00	#DIV/0!
220.65-41417 R&M Computers		\$0.00	\$0.00	\$0.00	#DIV/0!
220.65-41517 CAP OUT - Radios		\$0.00	\$0.00	\$0.00	#DIV/0!
220.65-41529 CAP OUT - Auto		\$0.00	\$0.00	\$0.00	#DIV/0!
220.65-41533 CAP OUT - Computer		\$0.00	\$0.00	\$0.00	#DIV/0!
220.65-41537 CAP OUT - Shop Construction		\$20,000.00	\$0.00	(\$20,000.00)	-100.00%
220.65-41539 CAP OUT - Equipment		\$20,000.00	\$0.00	(\$20,000.00)	-100.00%
220.65-41541 CAP OUT - Building Remodel		\$0.00	\$0.00	\$0.00	#DIV/0!
220.65-41547 CAP OUT - System		\$0.00	\$485,000.00	\$485,000.00	#DIV/0!
220.65-41549 Special Projects (Grants)		\$0.00	\$0.00	\$0.00	#DIV/0!
220.65-41701 Reimbursements		\$0.00	\$0.00	\$0.00	#DIV/0!
220.65-41747 Prevention Program		\$0.00	\$0.00	\$0.00	#DIV/0!
Capital Improvement Plan Reserve		\$0.00	\$0.00	\$0.00	#DIV/0!
TOTAL REPLACEMENT EXPENDITURES	\$0.00	\$40,000.00	\$485,000.00	\$445,000.00	1112.50%

City of Hailey Fiscal Year 2014 Budgets

WASTEWATER DEPARTMENT USER REVENUE

PUBLIC WORKS - WASTEWATER DEPARTMENT REVENUE		AMOUNT					
FUND	ACCT #	ACCOUNT TITLE	FYE 12 Actual	2013 Budget	2014 PROPOSED	INCREASE	% INCREASE
210.70	32413	INTEREST EARNED-GEN ACC	\$7,692	\$5,000	\$5,000	\$0	0.00%
210.70	31010	TREATMENT PLANT BOND REVENUE	\$236,490	\$241,517	\$276,100	\$34,583	14.32%
210.70	32810	hookups....s/b WW Repl?		\$0	\$0	\$0	#DIV/0!
	32273	PROPERTY SALES	\$2,400	\$0	\$0	\$0	#DIV/0!
		EPA Sustainability Grant Reimb		\$30,276	\$14,000	-\$16,276	-53.76%
	33570	STATE SHARED GRANTS	\$56,977	\$0	\$0	\$0	#DIV/0!
210.70	34610	USER CHARGES	\$1,055,050	\$1,200,000	\$1,500,000	\$300,000	25.00%
210.70	34611	SERVICE CHARGES	\$18,510	\$18,000	\$15,000	-\$3,000	-16.67%
210.70	34612	INSPECTION FEES	\$350	\$500	\$500	\$0	0.00%
	32294	SUBDIVISION INSPECTION FEES				\$0	#DIV/0!
		TOTAL AVAILABLE NEW REVENUE	\$1,377,469	\$1,495,293	\$1,810,600	\$315,307	21.09%
		Bond Agreement Requirement		\$14,146	(\$144,799)	(\$158,945)	
		TOTAL REVENUE BUDGETED TO MEET EXPENSES		\$1,509,439	\$1,665,801	\$156,362	

WASTEWATER DEPARTMENT USER EXPENSES

PUBLIC WORKS - WASTEWATER DEPARTMENT EXPENSES		FYE12 Actual	FYE13 Budget	FYE14 Proposed	Amt. Increase	INCREASE	%	GRANT
FUND	ACCOUNT TITLE							
A	BUDGET							
70-4110	SUPERINTENDENT	\$62,088	\$62,088	\$63,640	\$1,552.20		2.5%	
70-4110	LEAD OPERATOR/AG. TECH./Audit Adj	\$4,296	\$49,504	\$49,504	\$0.00		0.0%	
70-4110	COLLECTIONS TECH/FORMAN	\$47,275	\$47,320	\$48,503	\$1,183.00		2.5%	
70-4110	OPERATOR 1/PRETREMENT	\$40,685	\$41,704	\$41,702	(\$2.08)		0.0%	
70-4110	COLLECTION 1	\$38,958	\$40,250	\$39,932	(\$317.64)		-0.8%	
70-4110	MAINTENANCE MECHANIC	\$46,069	\$46,841	\$47,266	\$425.44		0.9%	
160-83-4110	Sustainability Coordinator	\$7,756	\$15,002	\$15,000	(\$2.00)		0.0%	\$5,000
70-4114	PHONE ALLOWANCE	\$360	\$360	\$360	\$0.00		0.0%	
	SUBTOTAL Salaries	\$238,896	\$303,069	\$305,908	\$2,839		0.9%	\$5,000
70-4121	FICA	\$13,305	\$23,185	\$23,402	\$217.18		0.9%	\$383
70-4122	RETIREMENT	\$19,827	\$32,186	\$34,629	\$2,442.85		7.6%	\$566
70-4124	WORKMAN COMP.	\$5,286	\$13,794	\$13,922	\$1,27.75		0.9%	\$125
70-4126	H&A INSURANCE	\$30,012	\$48,750	\$57,750	\$9,000.00		18.5%	\$308
	SUBTOTAL Salaries & Benefits	\$68,430	\$117,915	\$117,703	(\$1,788)		10.0%	\$1,382
	TOTAL A BUDGET	\$307,326	\$420,984	\$435,611	\$14,627		3.5%	\$6,382
B	BUDGET							
70-4121	OFFICE SUPPLIES	\$565	\$2,000	\$2,000	\$0.00		0.0%	
70-4123	POSTAGE	\$237	\$800	\$800	\$0.00		0.0%	
70-4125	DEPARTMENTAL SUPPLIES	\$34,115	\$8,000	\$5,000	(\$3,000.00)		-37.5%	
70-4131	PROFESSIONAL SERVICES	\$140	\$2,500	\$4,000	\$1,500.00		60.0%	
70-4139	ADVERT. & PUBL	\$0	\$500	\$1,500	\$1,000.00		200.0%	
70-41321	ENGINEERING SERVICES	\$28,136	\$65,000	\$175,000	\$110,000.00		169.2%	
70-41323	PRINTING SERVICES	\$0	\$900	\$500	\$0.00		0.0%	
70-41325	SERVICE CONTRACTS	\$2,982	\$3,000	\$3,000	\$0.00		0.0%	
	SUBTOTAL Services	\$66,176	\$82,300	\$191,800	\$109,500		133.0%	\$0
70-41401	R & M - PLANT EQUIPMENT	\$33,937	\$25,000	\$25,000	\$0.00		0.0%	
70-41403	R & M - SYSTEM Equipment	\$6,120	\$30,000	\$30,000	\$0.00		0.0%	
70-41405	R & M - EQUIPMENT	\$9,087	\$19,000	\$19,000	\$0.00		0.0%	
70-41411	R & M - OFFICE EQUIP.	\$622	\$1,000	\$1,000	\$0.00		0.0%	
70-41413	R & M - BUILDING	\$4,787	\$5,000	\$5,000	\$0.00		0.0%	
70-41415	R & M - AUTO Equip	\$6,452	\$3,500	\$10,000	\$6,500.00		185.7%	
70-41419	R & M - GROUNDS	\$509	\$3,500	\$3,500	\$0.00		0.0%	
70-41421	R & M - SHOP	\$1,209	\$5,000	\$5,000	\$0.00		0.0%	
70-41423	R & M - TOOLS	\$1,124	\$5,000	\$5,000	\$0.00		0.0%	
70-41424	R & M - COMPUTERS	\$2,837	\$1,500	\$1,500	\$0.00		0.0%	
	SUBTOTAL Repairs & Maintenance	\$66,682	\$98,500	\$105,000	\$6,500		6.6%	\$0
PUBLIC WORKS - WASTEWATER DEPARTMENT EXPENDITURES								
FUND	ACCOUNT TITLE	FYE12 Actual	FYE13 Budget	FYE14 Proposed	Amt. Increase			
70-41703	CLOTHING & UNIFORMS	\$6,278	\$7,000	\$7,500	\$500.00		7.1%	
70-41709	INSURANCE PREMIUMS & DED.	\$0	\$1,000	\$1,000	\$0.00		0.0%	
70-41711	DUES & SUBSCRIPTIONS	\$355	\$1,000	\$1,000	\$0.00		0.0%	
70-41713	TELEPHONE & COMMUNICATIONS	\$4,619	\$3,000	\$4,000	\$1,000.00		33.3%	
70-41717	UTILITIES	\$91,385	\$90,000	\$95,000	\$5,000.00		5.6%	
70-41719	GAS & OIL	\$19,552	\$25,000	\$25,000	\$0.00		0.0%	
	EPA Sustainability Grant Match	\$606	\$18,750	\$9,000	(\$9,750.00)		-52.0%	\$9,000
70-41723	PERSONNEL TRAINING	\$43	\$2,000	\$2,000	\$0.00		0.0%	
70-41724	TRAVEL EXPENSES	\$0	\$2,000	\$2,000	\$0.00		0.0%	
70-41747	PREVENTIVE PROGRAMS	\$1,372	\$1,500	\$2,500	\$1,000.00		66.7%	
70-41775	EQUIPMENT RENTAL	\$409	\$1,000	\$1,000	\$0.00		0.0%	
70-41781	CHEMICALS	\$17,142	\$24,000	\$24,000	\$0.00		0.0%	
70-41795	LAB TESTING & SUPPLIES	\$8,990	\$20,000	\$20,000	\$0.00		0.0%	
	SUBTOTAL Miscellaneous	\$150,665	\$196,250	\$194,000	(\$2,250)		-1.1%	\$9,000
	SUBTOTAL Maintenance & Operation	\$283,524	\$377,050	\$490,800	\$113,750		30.2%	\$9,000

WASTEWATER DEPARTMENT USER EXPENSES

C BUDGET													
70-41521	\$5000 or Greater							\$10,000	\$10,000			\$0.00	0.0%
70-41533	CAP OUT - SPECIALIZED EQUIPMENT							\$4,500	\$4,500			\$4,500.00	#DIV/0!
70-41541	CAP OUT - COMPUTER			\$1,992				\$0	\$0			\$0.00	#DIV/0!
70-41543	CAP OUT - BUILDINGS							\$5,000	\$5,000			\$0.00	0.0%
70-41547	CAP OUT - PLANT EQUIPMENT			\$64,370				\$75,000	\$75,000			\$0.00	0.0%
70-41321	CAP OUT - SYSTEM (prev SHOP)											\$0.00	#DIV/0!
70-41547	CAP OUT - ENGINEERING STUDIES											\$0.00	#DIV/0!
BUDGET TOTAL CAPITAL OUTLAY EXPENSES				\$66,362.84				\$90,000.00	\$94,500.00			\$4,500.00	5.0%
BONDS & LOANS													
70-41613	BOND PRINCIPAL & INTEREST			\$244,791				\$241,517	\$276,100			\$34,583.00	14.3%
70-41613	INTERFUND LOAN PRINCIPAL							\$0	\$0			\$0.00	#DIV/0!
70-41613	INTERFUND LOAN INTEREST							\$0	\$0			\$0.00	#DIV/0!
TOTAL BOND & LOANS				\$244,791				\$241,517	\$276,100			\$34,583	14.3%
TOTAL DEPARTMENT BUDGET				\$902,003.55				\$1,129,550.81	\$1,297,010.51			\$167,459.70	14.8%
	Legislative Budget			\$14,461.56				\$14,686.42	\$17,593.62			\$2,907.20	19.8%
	Executive Budget			\$256,313.09				\$289,545.05	\$284,797.72			(\$4,747.33)	-1.6%
	Public Works Budget			\$54,917.55				\$66,399.37	\$66,399.37			(\$9,257.10)	-12.2%
	Grant Budget											\$0.00	#DIV/0!
TOTAL OPERATING BUDGET				\$1,227,715.75				\$1,509,438.75	\$1,665,801.21			\$156,362.46	10.4%

City of Hailey Fiscal Year 2014 Budgets

WASTEWATER DEPARTMENT REPLACEMENT REVENUE

FUND	ACCT. #	ACCOUNT TITLE	FYE 12 Actual	FYE 13 Budget	FYE 14 Proposed	AMOUNT INCREASE	% INCREASE
230.75	32413	INTEREST EARNED	\$5,198.46	\$10,000.00	\$2,000.00	(\$8,000.00)	-80.0%
230.75	32810	HOOK-UP FEES	\$23,849.00	\$20,000.00	\$75,000.00	\$55,000.00	275.0%
230.75	32811	DEPRECIATION REVENUE				\$0.00	#DIV/0!
230.75	33570	GRANTS				\$0.00	#DIV/0!
TOTAL BUDGETED REPLACEMENT REVENUE			\$29,047.46	\$30,000.00	\$77,000.00	\$47,000.00	156.7%
FUND BALANCES							
		BUDGETED FUND BALANCE		\$970,178.00	\$98,000.00	(\$872,178.00)	-89.9%
TOTAL BUDGETED FROM REPLACEMENT FUND				\$1,000,178.00	\$175,000.00	(\$825,178.00)	-82.5%

WASTEWATER DEPARTMENT REPLACEMENT EXPENSES

FUND	ACCOUNT TITLE	FYE 12 Actual	FYE 13 Budget	FYE 14 Proposed	AMOUNT INCREASE	% INCREASE
230.75-41321	ENGINEERING SERVICES				\$0.00	#DIV/0!
230.75-41325	SERVICE CONTRACTS				\$0.00	#DIV/0!
230.75-41329	OTHER SERVICES	\$3,659			\$0.00	#DIV/0!
	SUBTOTAL - Services	\$3,659	\$0	\$0	\$0.00	#DIV/0!
230.75-41401	PLANT Equipment		\$0	\$175,000	\$175,000.00	#DIV/0!
230.75-41403	SYSTEM Equipment	\$387	\$0	\$0	\$0.00	#DIV/0!
230.75-41405	EQUIPMENT		\$0	\$0	\$0.00	#DIV/0!
230.75-41413	BUILDINGS		\$0	\$0	\$0.00	#DIV/0!
230.75-41415	AUTO		\$0	\$0	\$0.00	#DIV/0!
230.75-41423	TOOLS		\$0	\$0	\$0.00	#DIV/0!
230.75-41411	Office Equipment/Computers		\$0	\$0	\$0.00	#DIV/0!
	Shop Supplies				\$0.00	#DIV/0!
	SUBTOTAL - Repairs and Maintenance	\$387	\$0	\$175,000	\$175,000.00	#DIV/0!
230.75-41747	PREVENTIVE PROGRAMS		\$0	\$0	\$0.00	#DIV/0!
	SUBTOTAL - Miscellaneous	\$4,046	\$0	\$175,000	\$175,000.00	#DIV/0!
	TOTAL B BUDGET					
230.75-41617	BOND DEBT SERVICE PRINCIPAL	\$118,178	\$118,178	\$0	(\$118,178.00)	-100.00%
	TOTAL BOND & LOANS	\$118,178	\$118,178	\$0	(\$118,178.00)	-100.00%
	C BUDGET					
230.75-41511	Capital Outlay-Others				\$0.00	#DIV/0!
230.75-41529	Capital Outlay-Equipment Auto				\$0.00	#DIV/0!
230.75-41539	Capital Outlay-Equipment Plant				\$0.00	#DIV/0!
230.75-41547	Capital Outlay-Equipment System	\$18,553.70			\$0.00	#DIV/0!
230.75-41549	Capital Studies Expense/Grants?				(\$15,000.00)	-100.00%
	Capital Improvements Expense				\$0.00	#DIV/0!
	TOTAL - C Budget Capital Expenses	\$18,553.70	\$0.00	\$0.00	\$0.00	#DIV/0!
	TOTAL DEPARTMENT BUDGET	\$140,777.74	\$118,178.00	\$175,000.00	\$56,822.00	48.08%
	TOTAL OPERATING BUDGET	\$140,777.74	\$118,178.00	\$175,000.00	\$56,822.00	48.08%

AGENDA ITEM SUMMARY

DATE: 8-26-2013 **DEPARTMENT:** CDD **DEPT. HEAD SIGNATURE:** MA

SUBJECT: Proceed with 2nd Reading of Ordinance 1131 amending Title 18 of the Hailey Municipal Code, the Mobility Design Ordinance, by amending Section 18.04 to allow the Hearing Examiner or Planning and Zoning Commission to approve an infrastructure project in conjunction with a zoning and subdivision application which involves a final decision by the Hearing Examiner or Planning and Zoning Commission. The amendment further defines the required standards of the Mobility Design Ordinance as it relates to Large Subdivisions and smaller projects.

AUTHORITY: ID Code 39-4116 IAR _____ City Ordinance/Code Zoning Ordinance No. 532
(IF APPLICABLE)

BACKGROUND/SUMMARY OF ALTERNATIVES CONSIDERED:

Procedural History

- Planning and Zoning Public Hearing: July 22, 2013
- City Council Public Hearing: August 19, 2013
- First Reading: August 19
- Second Reading: August 26
- Third Reading: September 16

Summary

After passing the Mobility Design Ordinance, or Title 18, in the latter part of 2012, staff began to analyze and determine whether the newly minted ordinance needed any fine tuning. When the building season began in early 2013, it gave staff an opportunity to assess the ordinance, finding that for smaller projects, the approval process was too lengthy and cumbersome without any added benefit to the City or the applicant.

Under the current ordinance, a single Design Review project could take as long as five months before the applicant is allowed to build the require public infrastructure improvements. For example, a Design Review project application submitted on January 1 would not have final approval for constructing the public improvements until May 6, which adds 56 days to the standard approval process (see Staff Report for more detail). While this may work well for Large Subdivisions that involve numerous lots and adjoining property owners, the vast majority of planning and zoning projects involve a single lot and are relatively minor.

The proposal is to amend section 18.04 of the Mobility Ordinance to allow for all decisions on infrastructure projects that do not involve Large Subdivisions to be final on the Planning and Zoning level when those applications do not require City Council consideration. For example, Design Review does not require City Council consideration; however all design review projects that involve public infrastructure improvements still go to the City Council for final approval under the current ordinance. This procedure does not change for Large Subdivisions, which are defined as three or more non-residential lots and five or more residential lots. Under the proposed ordinance, for smaller projects, such as Design Review, the final decision on infrastructure projects would remain with the Planning and Zoning Commission. The amendment also revises the noticing requirements accordingly, requiring on-site postings for Large Subdivisions but not for smaller projects.

Planning and Zoning Commission Recommendation

On July 22, 2013, the Planning and Zoning Commission held a public hearing on the proposed amendment. There was no public comment presented. After brief discussion, the Planning and Zoning Commission voted unanimously to recommend adoption of the amendment to the Hailey City Council.

FISCAL IMPACT / PROJECT FINANCIAL ANALYSIS:

None

ACKNOWLEDGEMENT BY OTHER AFFECTED CITY DEPARTMENTS: (IF APPLICABLE)

- | | | | | | |
|-------------------------------------|--------------------|-------------------------------------|------------------|-------------------------------------|--------------------|
| <input checked="" type="checkbox"/> | City Administrator | <input type="checkbox"/> | Library | <input type="checkbox"/> | Benefits Committee |
| <input checked="" type="checkbox"/> | City Attorney | <input type="checkbox"/> | Mayor | <input type="checkbox"/> | Streets |
| <input type="checkbox"/> | City Clerk | <input checked="" type="checkbox"/> | Planning | <input type="checkbox"/> | Treasurer |
| <input checked="" type="checkbox"/> | Building | <input type="checkbox"/> | Police | <input checked="" type="checkbox"/> | Sustainability |
| <input type="checkbox"/> | Engineer | <input type="checkbox"/> | Public Works, | <input type="checkbox"/> | _____ |
| <input type="checkbox"/> | Fire Dept. | <input type="checkbox"/> | Parks | <input type="checkbox"/> | _____ |
| | | <input checked="" type="checkbox"/> | P & Z Commission | | |

RECOMMENDATION FROM APPLICABLE DEPARTMENT HEAD:

Conduct public hearing and consider adoption of the amendment to the Zoning Ordinance.

ACTION OF THE CITY COUNCIL:

Date : _____ 7/16/13 3rd Reading
City Clerk _____

FOLLOW-UP:

*Ord./Res./Agrmt./Order Originals: Record *Additional/Exceptional Originals to:

Copies (all info.): _____ Copies (AIS only)
Instrument # _____

HAILEY ORDINANCE NO. 1131

AN ORDINANCE OF THE CITY OF HAILEY, IDAHO, AMENDING THE HAILEY MUNICIPAL CODE, BY AMENDING SECTION 18.04.018 TO ALLOW THE HEARING EXAMINER OR PLANNING AND ZONING COMMISSION TO APPROVE AN INFRASTRUCTURE PROJECT IN CONJUNCTION WITH A ZONING AND SUBDIVISION APPLICATION WHICH INVOLVES A FINAL DECISION; PROVIDING FOR A SEVERABILITY CLAUSE; PROVIDING FOR A REPEALER CLAUSE; AND PROVIDING FOR THE EFFECTIVE DATE OF THIS ORDINANCE UPON PASSAGE, APPROVAL AND PUBLICATION ACCORDING TO LAW.

WHEREAS, the Hailey City Council has found that the following amendment to the Hailey Municipal Code will generally conform to the Hailey Comprehensive Plan;

WHEREAS, the amendments will not create excessive additional requirements at public cost for public facilities and services;

WHEREAS, the proposed uses are compatible with the surrounding area; and

WHEREAS, the amendment will be in accordance with the safety and welfare of the general public.

NOW, THEREFORE, BE IT ORDAINED BY THE MAYOR AND CITY COUNCIL OF THE CITY OF HAILEY, IDAHO, AS FOLLOWS:

Section 1. Section 18.04.018 of the Hailey Municipal Code is hereby amended by the addition of the underlined language and by the deletion of the stricken language, as follows:

18.04.018 Submittal Requirements and Review Procedure

A. Application Procedure.

1. A party seeking the construction of an Infrastructure Project shall submit to the Administrator an application on a form provided by the Administrator. The application shall include any proposed plat, plan and profile for streets, water mains and services, sanitary sewers and services, hydrant locations, storm drain plans and calculations, and may also include an erosion control plan, snow storage calculations, traffic study and traffic control plan.

2. Review of an Infrastructure Project is initiated by the submittal of plans that are substantially complete. ~~The design plans submitted shall be submitted by a registered engineer and said plans shall conform to the requirements of this Title 18, the Hailey Subdivision or Zoning Ordinance, if applicable, and any conditions of approval. The design plans for an Infrastructure Project for a Large Subdivision shall be submitted by an Engineer. The The seal of the registered engineer~~ Engineer responsible for preparation of the plans shall appear on each sheet.

3. Following review, the plans may be returned insufficient with comments and deficiencies noted. Further review shall be dependent upon the Engineer responding to each

comment, deficiency or condition of the prior review. Any supplemental specifications that the Owner/Developer or Administrator determines are necessary for the proper construction of a specific project shall be provided at the Owner/Developer expense.

B. Hearing Procedure.

1. The Administrator shall schedule a date for a public hearing to consider the application for the Infrastructure Project. The hearing shall be the same as the public hearing noticed for a zoning or subdivision (design review, PUD or subdivision) application which requires approval of one or more components of the Infrastructure Project.

2. The Administrator shall mail to each addressee on the list furnished by the applicant a copy of the time and place of the hearing at least fifteen (15) days prior to the date scheduled for the hearing. When notice is required to be provided to two hundred (200) or more property owners or purchasers of record, alternate forms of notice may be provided in lieu of mailed notice. Sufficient notice shall be deemed to have been provided if the City provides notice through a display advertisement of at least four (4) inches by two (2) columns in size in the official newspaper of the City at least fifteen (15) days prior to the hearing date. Notice of such hearing shall also be mailed to other political subdivisions. For Large Subdivisions, At least one (1) week prior to the hearing, notice shall be posted at each intersection along the streets being improved to inform people who live on or otherwise use the street. For Large Subdivisions, Posted notice shall state the time and place of the hearing and describe project location, basic elements of project, timing, grant information, other relevant information and solicit input. For Infrastructure Projects not involving Large Subdivisions, notice is not required to be posted as set forth herein.

3. In the event the Hearing Examiner or Commission reviews a zoning or subdivision application which requires a recommendation to the Council and which involves an Infrastructure Project, the Hearing Examiner or Commission shall first make a recommendation to the Council to deny, approve or conditionally approve the application for the Infrastructure Project. The recommendation by the Hearing Examiner or Commission shall be heard by the Council as a de novo hearing at the next available regular Council meeting after the Commission's findings of fact, conclusions of law and recommendation are signed by the Commission. In the event the Hearing Examiner's or Commission's action on the underlying zoning or subdivision application is a final decision, the Hearing Examiner's or Commission's, ~~in its sole discretion, may delay the effective date of any approval until the Council makes a final decision on the application for Infrastructure Project is final.~~

4. In the event an Infrastructure Project does not involve a zoning or subdivision application, the Council shall conduct a public hearing on the application for an Infrastructure Project, subject to the notice requirements set forth in Section 18.04.018(B)(2), above.

5. The Commission and Council shall evaluate each application for an Infrastructure Project based on the guidelines and standards set forth in this Title 18.

C. Pre-Award of Contract. In the event the City Standards and the Standard Drawings identify one (1) vendor of any personal property to be incorporated into an Infrastructure Project, the Council shall determine whether there is only one vendor of the personal property pursuant to Idaho Code § 67-2808, as amended. If the Council makes a

declaration that there is only one (1) vendor for personal property, the City shall publish a notice of a sole procurement in the official newspaper of the City in accordance with Idaho Code § 67-2808, as amended.

D. Pre-Construction for Large Subdivisions.

1. Construction plans for all Infrastructure Projects may be prepared after City approval and shall be prepared by a registered engineer prior to any construction. The seal of the registered engineer responsible for preparation of the plans shall appear on each sheet.

2. The Administrator shall schedule a pre-construction meeting to be held prior to the start of construction with the Owner/Developer and/or his Engineer, city staff and the Contractor. The purpose of the meeting is to discuss the construction schedule, inspection requirements and any items of work that require special coordination with the City. The Administrator shall request that 5 sets of final construction plans be delivered to the City at least one (1) week prior to a pre-construction meeting.

3. Any work, which will affect the movement or safety of vehicles, bicycles or pedestrians, will require submittal of a traffic control plan at least one (1) week prior to the pre-construction meeting. All traffic control devices shall be continuously maintained for the duration of construction, including nights and weekends, and until the right-of-way is free of construction hazards.

E. Construction.

1. All Infrastructure Projects shall be constructed or reconstructed in accordance with City Standards.

2. All testing and inspection shall be at the Owner's/Developer's or his designated Contractor's expense. A registered engineer or his authorized agent acting on behalf of and under the direction of the Owner/Developer shall perform all inspections.

3. All construction shall be scheduled so that a minimum of inconvenience will result to the public. Where irrigation systems are encountered, normal water flow shall not be interrupted unless approved in advance in writing by all parties affected.

4. For projects involving Large Subdivisions, ~~W~~within 30 days from completion of the project, Drawings of Record shall be submitted to the City Engineer. Three (3) complete sets shall be required for water and sewer construction, and two (2) sets for street and drainage construction. Drawings of Record shall include, but are not limited to, the actual dimensions from property corners or other permanent monuments to sewer and water services.

Section 2. If any section, paragraph, sentence or provision hereof or the application thereof to any particular circumstances shall ever be held invalid or unenforceable, such holding shall not affect the remainder hereof, which shall continue in full force and effect and applicable to all circumstances to which it may validly apply.

Section 3. All City of Hailey ordinances or resolutions or parts thereof, which are in conflict herewith, are hereby repealed.

Section 4. This ordinance shall be in full force and effect from and after the required three (3) readings, approval, and publication according to law.

PASSED AND ADOPTED BY THE HAILEY CITY COUNCIL AND APPROVED BY THE MAYOR THIS ____ DAY OF _____, 2013.

Fritz X. Haemmerle, Mayor

Attest:

Mary Cone, City Clerk

Publish: Idaho Mountain Express _____, 2013.

AGENDA ITEM SUMMARY

DATE: 9/16/2013

DEPARTMENT: Legal

DEPT. HEAD SIGNATURE: _____

SUBJECT:

Summary of Hailey Ordinance No. 1131 (Mobility Ordinance Amendment)

AUTHORITY: ID Code _____ IAR _____ City Ordinance/Code _____
(IF APPLICABLE)

BACKGROUND/SUMMARY OF ALTERNATIVES CONSIDERED:

I am enclosing a summary of Hailey Ordinance No. 1131 which amended the Mobility Ordinance (Title 18 of the Hailey Municipal Code).

Ned

FISCAL IMPACT / PROJECT FINANCIAL ANALYSIS: Caselle # _____
Budget Line Item # _____ YTD Line Item Balance \$ _____
Estimated Hours Spent to Date: _____ Estimated Completion Date: _____
Staff Contact: _____ Phone # _____
Comments:

ACKNOWLEDGEMENT BY OTHER AFFECTED CITY DEPARTMENTS: (IF APPLICABLE)

___ City Attorney	___ Clerk / Finance Director	___ Engineer	___ Building
___ Library	___ Planning	___ Fire Dept.	_____
___ Safety Committee	___ P & Z Commission	___ Police	_____
___ Streets	___ Public Works, Parks	___ Mayor	_____

RECOMMENDATION FROM APPLICABLE DEPARTMENT HEAD:

Make a motion to approve the summary of Hailey Ordinance No. 1131.

FOLLOW-UP REMARKS:

SUMMARY OF HAILEY ORDINANCE NO. 1131

The following is a summary of the principal provisions of Ordinance No. 1131 of the City of Hailey, Idaho, duly passed and adopted September 16, 2013, by the City Council and Mayor of the City of Hailey:

AN ORDINANCE OF THE CITY OF HAILEY, IDAHO, AMENDING THE HAILEY MUNICIPAL CODE, BY AMENDING SECTION 18.04.018 TO ALLOW THE HEARING EXAMINER OR PLANNING AND ZONING COMMISSION TO APPROVE AN INFRASTRUCTURE PROJECT IN CONJUNCTION WITH A ZONING AND SUBDIVISION APPLICATION WHICH INVOLVES A FINAL DECISION; PROVIDING FOR A SEVERABILITY CLAUSE; PROVIDING FOR A REPEALER CLAUSE; AND PROVIDING FOR THE EFFECTIVE DATE OF THIS ORDINANCE UPON PASSAGE, APPROVAL AND PUBLICATION ACCORDING TO LAW.

Hailey Ordinance No. 1131 amends Hailey Municipal Code, as follows:

Section 1 amends Section 18.04.018 of the Hailey Municipal Code to allow the Hearing Examiner or the Planning and Zoning Commission to approve an infrastructure project at the time of a final decision on a zoning or subdivision application, to require design plans for an infrastructure project to be submitted by an engineer for only a Large Subdivision, to require posting of the hearing for an Infrastructure Project on site for only Large Subdivisions, and to require drawings of record for Infrastructure Projects for only Large Subdivisions.

Section 2 provides for a severability clause.

Section 3 provides for a repealer clause.

Section 4 provides for an effective date of the ordinance.

The full text of Ordinance No. 1131 is available at Hailey City Hall at 115 South Main Street, Suite H, Hailey, Idaho 83333 and will be provided to any citizen upon request during regular business hours.

CERTIFICATION OF CITY ATTORNEY

I, the undersigned Attorney at Law, as attorney for the City of Hailey, Idaho, hereby certify that I have read the foregoing summary of Ordinance No. 1131 of the City of Hailey, that I have compared it to the full text of Ordinance No. 1131, and that in my opinion, the above summary is true and complete and provides adequate notice to the public of the contents of said Ordinance.

Dated this 16th day of September, 2013.

Ned Williamson, Hailey City Attorney

Publish: Idaho Mountain Express, September __, 2013

AGENDA ITEM SUMMARY

DATE: 9-16-2013 **DEPARTMENT:** CDD **DEPT. HEAD SIGNATURE:** MA

SUBJECT: Proceed with 3rd Reading of Ordinance 1132, amending Article 2, Definitions, of the Zoning Ordinance and Article 7, Supplemental Location and Bulk Requirements, to include the production of honey in the definition of Urban Agriculture and defining standards for beekeeping within the City of Hailey.

AUTHORITY: (IFAPPLICABLE) IAR _____ City Ordinance/Code Zoning Ordinance No. 532

BACKGROUND/SUMMARY OF ALTERNATIVES CONSIDERED:

Procedural History

- Planning and Zoning Public Hearing: July 22, 2013
- City Council Public Hearing: August 19, 2013
- First Reading: August 19, 2013
- Second Reading: August 26, 2013
- Third Reading: September 16, 2013

Summary

Similar to permitting chickens for the production of eggs, this amendment allows residents to produce honey on their own property. This contributes to a more local food production, which is a core principle for a sustainable community. During the workshop on June 24, the members of the public that attended strongly advocated for less restrictive regulations in regards to beekeeping so that more individuals would have the opportunity to produce honey. The Commission considered these comments and others and directed staff to draft the attached ordinance.

The Planning and Zoning Commission held a public workshop seeking public comment on this amendment on June 24, 2013. At that workshop, several members from the public shared expert opinions and experience in beekeeping that have significantly shaped the proposed ordinance as presented. All opinions on this ordinance were positive and staff has not received any negative comments on the record concerning allowing beekeeping within the City of Hailey. Staff has received two verbal comments from two individuals who are opposed to beekeeping in Hailey, however they chose not to have their comments included in the record.

Planning and Zoning Commission Recommendation

On July 22, 2013, the Planning and Zoning Commission held a public hearing on the proposed ordinance to consider recommendation of the ordinance to the City Council. After brief deliberation and discussion, the Planning and Zoning Commission voted unanimously to recommend adoption of the ordinance to the City Council.

FISCAL IMPACT / PROJECT FINANCIAL ANALYSIS:

None

ACKNOWLEDGEMENT BY OTHER AFFECTED CITY DEPARTMENTS: (IFAPPLICABLE)

City Administrator City Attorney City Clerk

- Building
- Engineer
- Fire Dept.

- Library
- Mayor
- Planning
- Police
- Public Works,
- Parks
- P & Z Commission

- Benefits Committee
- Streets
- Treasurer
- Sustainability
- _____
- _____

RECOMMENDATION FROM APPLICABLE DEPARTMENT HEAD:

Proceed with 3rd Reading of Ordinance 1132, read by title only.

ACTION OF THE CITY COUNCIL:

Date : _____

City Clerk _____

FOLLOW-UP:

*Ord./Res./Agrmt./Order Originals: Record *Additional/Exceptional Originals to:

Copies (all info.): _____

Copies (AIS only)

Instrument # _____

ORDINANCE NO. 1132

AN ORDINANCE OF THE CITY OF HAILEY, IDAHO, AMENDING HAILEY'S ZONING ORDINANCE, ORDINANCE NO. 532, BY AMENDING SECTION 2.2 TO ADD THE DEFINITIONS OF APIARY, BEEKEEPER, BEEKEEPING, HIVE AND HONEYBEE AND TO REVISE THE DEFINITION OF URBAN AGRICULTURE AND BY AMENDING SUBSECTION 7.1.11 TO ALLOW AN APIARY SUBJECT TO CERTAIN TERMS AND CONDITIONS; PROVIDING FOR A SEVERABILITY CLAUSE; PROVIDING FOR A REPEALER CLAUSE; AND PROVIDING FOR THE EFFECTIVE DATE OF THIS ORDINANCE UPON PASSAGE, APPROVAL AND PUBLICATION ACCORDING TO LAW.

WHEREAS, the City of Hailey desires to promote sustainable uses within the City of Hailey, such as the production of honey;

WHEREAS, the Hailey City Council has found that the following amendments to the Hailey Zoning Ordinance will generally conform to the Hailey Comprehensive Plan;

WHEREAS, the amendments will not create excessive additional requirements at public cost for public facilities and services; and

WHEREAS, the amendment will be in accordance with the public health, safety and general welfare.

NOW, THEREFORE, BE IT ORDAINED BY THE MAYOR AND CITY COUNCIL OF THE CITY OF HAILEY, IDAHO, AS FOLLOWS:

Section 1. Section 2.2 of the Hailey Zoning Ordinance No. 532 is hereby amended by addition of the new definitions to be placed in alphabetical order, as follows:

Apiary: Any place where one or more colonies of Honeybees are located and the Honeybees are kept within Hive(s).

Beekeeper: A person who owns or has charge of one (1) or more colonies of Honeybees.

Beekeeping: The occupation of owning and breeding Honeybees for their honey.

Hive: A frame hive, including a Langstroth hive, which has removable frames.

Honeybee: The common honeybee, *Apis mellifera L.*, at any stage of maturity, but excluding the African honeybee, *Apis mellifera scutellata*. Honeybees include queens, workers and drones.

Section 2. The definition of Urban Agriculture found in Section 2.2 of the Hailey Zoning Ordinance No. 532 is hereby amended by addition of the underlined language, as follows:

Urban Agriculture. The production of vegetables, fruits, honey, and eggs by residents for personal consumption and may include production by members of a neighborhood or by a non-profit organization on one or more vacant lots for personal consumption.

Section 3. Section 2.2 of the Hailey Zoning Ordinance No. 532 is hereby amended by addition of a new subsection 7.1.11, as follows:

7.1.11 KEEPING OF BEEHIVES:

a. Beekeeping allowed. No Beekeeper or Owner of real property with an Apiary shall place, keep or allow any Apiary in or upon any parcel of real property located within the City unless such Apiary conforms to the standards and conditions of this subsection 7.1.11.

b. Beekeeping Standards and Conditions. All Apiaries kept within the City shall conform to the following standards and conditions:

1. An Apiary is prohibited on a lot or contiguous lots owned by one Owner smaller than 8,000 square feet in area.
2. An Apiary shall consist of no more than two (2) Hives on Lot(s) that are 8,000 – 11,999 square feet in area, three (3) Hives on Lot(s) that are 12,000 to 21,779 square feet in area, and five (5) Hives on Lot(s) that are one-half acre or more in area.
3. Any Apiary shall be maintained only in a side yard or rear yard of a Lot or may be maintained on rooftops.
4. Honeybees shall be kept in Hives with removable frames and shall be kept in sound and usable condition.
5. Hives shall be placed no less than seven feet (7') from any property owned by a person or entity other than the Owner of the real property with the Apiary.
6. Hives shall not be placed within thirty feet (30') of any dwelling unless the owner of such dwelling has given written consent for Hive placement. In the event a dwelling on an adjacent property is constructed after the establishment of an Apiary and the Apiary is within thirty feet (30') of the new constructed dwelling, the Beekeeper shall obtain the written consent for the Hive placement. If written consent cannot be obtained, the Hive(s) shall not be located within thirty feet (30') feet of the dwelling or shall be immediately removed.
7. If any Hive is located within thirty feet (30') of a property owned by a person or entity other than the Owner of the real property with the Apiary, a fence, closed hedge, building or other impervious barrier no less than six feet (6') high and twenty feet (20') in length shall be located between the hive and the adjacent property line. The Hive shall be located in the approximate mid-point of the twenty foot (20') long barrier. All fences must comply with section 8.1 of this ordinance.
8. Hives kept on rooftops are exempt from the requirements of subsections 7.1.11(D)(6) and 7.1.11(D)(7) of this ordinance but shall not be visible from view from a public street, excluding alleys.
9. A fresh water supply shall be maintained at all times, except during winter months when the bees are hibernating, within twenty five feet (25') of the Apiary on the

real property with the Apiary in order to prevent the bees from congregating at neighboring water sources.

10. No species or subspecies of bee shall be kept in the Apiary other than *Apis mellifera*.
11. Queens shall be selected from stock bred for gentleness and non-swarmling characteristics.
12. If a colony within the Apiary exhibits aggressive behavior or when the colony includes Africanized bees, such as *Apis mellifera scutella*, the Beekeeper or Owner of the real property with the Apiary shall promptly remove or re-queen the colony.
13. All Hives shall have a legible identification label securely fastened thereupon bearing the name and telephone number of the Beekeeper who owns the Hive.
14. All Apiaries shall comply with the Idaho State Bee Inspection law and other applicable state laws.
15. All Apiaries are subject to inspection at any time by the Administrator or his or her designee to ensure compliance with the standards of this subsection. The Owner of real property with an Apiary is deemed to have given consent to an inspection by the Administrator or his or her designee for the purpose of ensuring compliance with this subsection. If consent is not given to inspect any Apiary or if the Apiary does not comply with the requirements and standards set forth herein, the Hive(s) within the Apiary may be considered a nuisance and may be considered an immediate health hazard constituting exigent circumstances allowing for the immediate removal of the Hive(s) in accordance with Chapter 8.04 of the Hailey Municipal Code. In addition, for any noncompliance with the requirements and standards set forth herein, the City may pursue enforcement under Article XV of this Ordinance.

Section 4. Should any section or provision of this Ordinance be declared by the courts to be unconstitutional or invalid, such decision shall not affect the validity of the Ordinance as a whole or any part thereof other than the part so declared to be unconstitutional or invalid.

Section 5. All Ordinances or parts thereof in conflict herewith are hereby repealed and rescinded.

Section 6. This Ordinance shall be in full force and effect from and after its passage, approval, and publication according to law.

PASSED AND ADOPTED BY THE HAILEY CITY COUNCIL AND APPROVED BY THE MAYOR THIS ___ DAY OF _____, 2013.

Fritz X. Haemmerle, Mayor

Attest:

Mary Cone, City Clerk

9/16/13

AGENDA ITEM SUMMARY

DATE: ~~8/26/13~~

DEPARTMENT: PW - Water

DEPT. HEAD SIGNATURE: 

SUBJECT: Public Hearing for Municipal Code Chapter 13 housekeeping amendment, to clarify that Hailey's water regulations apply only to the use of water from City of Hailey's water system, not all water used within the city limits of Hailey

AUTHORITY: ID Code _____ IAR _____ City Ordinance/Code _____
(IF APPLICABLE)

BACKGROUND/SUMMARY OF ALTERNATIVES CONSIDERED:

This ordinance would clarify that the watering restrictions we enforce apply to those which are using city water system, not individual water rights owned by someone other than the city. Examples of this are the Cemetery District, Airport West Business Park, some Blaine County School District properties.

FISCAL IMPACT / PROJECT FINANCIAL ANALYSIS: Caselle # _____
Budget Line Item # _____ YTD Line Item Balance \$ _____
Estimated Hours Spent to Date: _____ Estimated Completion Date: _____
Staff Contact: _____ Phone # _____
Comments:

ACKNOWLEDGEMENT BY OTHER AFFECTED CITY DEPARTMENTS: (IF APPLICABLE)

- | | | |
|---|--|---|
| <input type="checkbox"/> City Administrator | <input type="checkbox"/> Library | <input type="checkbox"/> Benefits Committee |
| <input type="checkbox"/> City Attorney | <input type="checkbox"/> Mayor | <input type="checkbox"/> Streets |
| <input type="checkbox"/> City Clerk | <input type="checkbox"/> Planning | <input type="checkbox"/> Treasurer |
| <input type="checkbox"/> Building | <input type="checkbox"/> Police | _____ |
| <input type="checkbox"/> Engineer | <input type="checkbox"/> Public Works, Parks | _____ |
| <input type="checkbox"/> Fire Dept. | <input type="checkbox"/> P & Z Commission | _____ |

RECOMMENDATION FROM APPLICABLE DEPARTMENT HEAD:

Motion to approve the ordinance and conduct the first reading by title only.

ADMINISTRATIVE COMMENTS/APPROVAL:

City Administrator _____ Dept. Head Attend Meeting (circle one) Yes No

ACTION OF THE CITY COUNCIL:

Date 8/26-1st Reading
9/16/13- 2nd Reading

City Clerk _____

FOLLOW-UP:

*Ord./Res./Agrmt./Order Originals: Record
Copies (all info.): _____
Instrument # _____

*Additional/Exceptional Originals to: _____
Copies (AIS only)

HAILEY ORDINANCE NO. 1134

AN ORDINANCE OF THE CITY OF HAILEY, IDAHO, AMENDING SECTION 13.08.010 OF THE HAILEY MUNICIPAL CODE, BY CLARIFYING THAT WATERING RESTRICTIONS*APPLY TO CITY OWNED WATER; BY PROVIDING A SEVERABILITY CLAUSE; BY PROVIDING FOR A REPEALER CLAUSE; AND BY PROVIDING FOR AN EFFECTIVE DATE.

WHEREAS, the Mayor and City Council of the City of Hailey believe that it is appropriate to restrict usage of water owned by the City, not water owed by third parties which is regulated by the State of Idaho; and

WHEREAS, the Mayor and City Council of the City of Hailey believe that the adoption of this ordinance will promote the health, safety and general welfare of the citizens of the City of Hailey.

NOW, THEREFORE, BE IT ORDAINED BY THE MAYOR AND CITY COUNCIL OF THE CITY OF HAILEY, IDAHO, AS FOLLOWS:

Section 1: Section 13.08.010 of the Hailey Municipal Code is hereby amended by the deletion of the stricken language and by the addition of the underlined language, as follows:

13.08.010 Implementation of municipal water usage conservation measures.

A. Prohibition and Restriction of Municipal Water Usage. The sprinkling or watering of outdoor plantings such as grass, lawns, gardens, ground cover, shrubbery, trees or other landscaping with water owned by the City shall be restricted upon all properties with even numbered street addresses to even numbered calendar days,and upon all properties with odd numbered street addresses to odd numbered calendar days, and shall be prohibited between the hours of ten a.m. and six p.m. daily, except as provided below:

1. Upon written request made by a Water User, the water superintendent may grant an exception to the prohibition and restriction of municipal water usage if one or more of the following conditions are met:

a. The Water User is now using, or will use as condition to the granting of the exception, water conservation irrigation devices such as drip or bubbler style irrigation systems that minimize water evaporation losses; or

b. The Water User's water usage will be for the purpose of sprinkling or watering new plantings for a specified time period.

B. Exclusion. Sprinkling or watering by commercial nurseries on their own sites are specifically excluded from the prohibitions and restrictions of this chapter.

C. Emergency Powers. The Mayor may, upon notification by the Idaho Department of Water Resources of curtailment of City of Hailey water rights, declare an emergency and restrict water use to domestic purposes only.

Section 2: Should any section or provision of this Ordinance be declared by the courts to be unconstitutional or invalid, such decision shall not affect the validity of the Ordinance as a whole or any part thereof other than the part so declared to be unconstitutional or invalid.

Section 3: All ordinances and parts of ordinances in conflict herewith are hereby repealed.

Section 4: This Ordinance shall be in full force and effect from and after its passage, approval, and publication according to law.

PASSED AND ADOPTED BY THE HAILEY CITY COUNCIL AND APPROVED BY THE MAYOR THIS ____ DAY OF _____, 2013.

Fritz X. Haemmerle, Mayor, City of Hailey

Attest:

Mary Cone, City Clerk

Publish: Idaho Mountain Express

AGENDA ITEM SUMMARY

DATE: 9-16-2013 **DEPARTMENT:** CDD **DEPT. HEAD SIGNATURE:** MA

SUBJECT: Proceed with second reading of Ordinance No. 1135, a City of Hailey initiated text amending Article 2.2 the Zoning Ordinance, Ordinance No. 532, to revise the definition of City Standards and by amending Article 10.3.8 to require sidewalks in a PUD to be constructed in accordance with City Standards.

AUTHORITY: IAR _____ City Ordinance/Code Zoning Ordinance No. 532
(IF APPLICABLE)

BACKGROUND/SUMMARY OF ALTERNATIVES CONSIDERED:

Procedural History

- Planning and Zoning Public Hearing: July 22, 2013
- City Council Public Hearing: August 19, 2013
- First Reading: August 26, 2013
- Second Reading: September 16, 2013
- Third Reading: October 7, 2013

Summary

When researching the necessary amendment to Title 18 that are up for discussion in a separate public hearing, staff noticed there sections of the Zoning Ordinance that were not compliant with other sections of the Municipal Code. This ordinance ensures that the Zoning Ordinance is in full compliance with the requirements of Title 18 as they relate to public infrastructure improvements. This is a housekeeping ordinance.

Planning and Zoning Commission Recommendation

On July 22, 2013, the Planning and Zoning Commission held a public hearing on the proposed amendments. No public comment was given. After a brief discussion, the Commission voted unanimously to recommend adoption of the amendment to the City Council.

FISCAL IMPACT / PROJECT FINANCIAL ANALYSIS:

None

ACKNOWLEDGEMENT BY OTHER AFFECTED CITY DEPARTMENTS: (IF APPLICABLE)

<input checked="" type="checkbox"/> City Administrator	<input type="checkbox"/> Library	<input type="checkbox"/> Benefits Committee
<input checked="" type="checkbox"/> City Attorney	<input type="checkbox"/> Mayor	<input type="checkbox"/> Streets
<input type="checkbox"/> City Clerk	<input checked="" type="checkbox"/> Planning	<input type="checkbox"/> Treasurer
<input checked="" type="checkbox"/> Building	<input type="checkbox"/> Police	<input checked="" type="checkbox"/> Sustainability
<input type="checkbox"/> Engineer	<input type="checkbox"/> Public Works,	<input type="checkbox"/> _____
<input type="checkbox"/> Fire Dept.	Parks	<input type="checkbox"/> _____
	<input checked="" type="checkbox"/> P & Z Commission	

RECOMMENDATION FROM APPLICABLE DEPARTMENT HEAD:

Proceed with 2nd Reading of Ordinance No. 1135

ACTION OF THE CITY COUNCIL:

Date : 8/26 Council approved Ord # 1135, 1st reading conducted
City Clerk _____

FOLLOW-UP:

*Ord./Res./Agrmt./Order Originals: Record *Additional/Exceptional Originals to:

Copies (all info.): _____
Instrument # _____

Copies (AIS only)

ORDINANCE NO. 1135

AN ORDINANCE OF THE CITY OF HAILEY, IDAHO, AMENDING HAILEY'S ZONING ORDINANCE, ORDINANCE NO. 532, BY AMENDING SECTION 2.2 TO REVISE THE DEFINITION OF CITY STANDARDS AND BY AMENDING SECTION 10.3.8 TO REQUIRE SIDEWALKS IN A PUD TO BE CONSTRUCTED IN ACCORDANCE WITH CITY STANDARDS;; PROVIDING FOR A SEVERABILITY CLAUSE; PROVIDING FOR A REPEALER CLAUSE; AND PROVIDING FOR THE EFFECTIVE DATE OF THIS ORDINANCE UPON PASSAGE, APPROVAL AND PUBLICATION ACCORDING TO LAW.

WHEREAS, the City of Hailey has adopted a Mobility Ordinance codified in Title 18 of the Hailey Municipal Code;

WHEREAS, the Zoning Ordinance requires an amendment to be consistent with Title 18 of the Hailey Municipal Code;

WHEREAS, the Hailey City Council has found that the following amendments to the Hailey Zoning Ordinance will generally conform to the Hailey Comprehensive Plan;

WHEREAS, the amendments will not create excessive additional requirements at public cost for public facilities and services; and

WHEREAS, the amendment will be in accordance with the public health, safety and general welfare.

NOW, THEREFORE, BE IT ORDAINED BY THE MAYOR AND CITY COUNCIL OF THE CITY OF HAILEY, IDAHO, AS FOLLOWS:

Section 1. The definition of "City Standards" found in Section 2.2 of the Hailey Zoning Ordinance No. 532 is hereby amended by addition of the underlined language and the deletion of the stricken language; as follows:

City Standards. Those standards for street, drainage, water, sewer, wastewater and other infrastructure improvements as set forth in the "City of Hailey Improvement Standard Drawings" and "Standard Specifications" adopted in by ordinance in accordance with the notice and hearing procedures provided in Idaho Code § 67-6509 Section 5 of the Subdivision Ordinance.

Section 2. Section 10.3.8 of the Hailey Zoning Ordinance No. 532 is hereby amended by addition of the underlined language and the deletion of the stricken language, as follows

10.3.8 Each PUD shall provide one (1) or more of the following amenities, commensurate with the size and density of the development, and commensurate with the modifications requested by the applicant, to ensure a public benefit:

a. Green Space. All Green Space shall be granted in perpetuity and the PUD agreement shall contain restrictions against any encroachment into the Green Space. Where a

subdivision is involved as part of the PUD approval process, Green Space shall be identified as such on the plat. A long-term maintenance plan shall be provided. Unless otherwise agreed to by the City, the PUD agreement shall contain provisions requiring that property owners within the PUD shall be responsible for maintaining the Green Space for the benefit of the residents or employees of the PUD and/or by the public. Green space shall be set aside in accordance with the following formulas:

1. For residential PUD's: a minimum of .05 acres per residential unit.
2. For non-residential PUD's: a minimum of 15% of the gross area of the

proposed PUD.

b. Active recreational facilities. Active recreational facilities include amenities such as a swimming pool, tennis courts or playing fields, of a size appropriate to the needs of the development. The PUD agreement shall contain provisions requiring that such facilities be maintained in perpetuity, or replaced with another similar recreation facility.

c. Public transit facilities. Public transit facilities include a weather-protected transit stop or transit station, and must be located on a designated transit route.

d. Preservation of Vegetation. Preservation of significant existing vegetation on the site must include the preservation of at least 75% of mature trees greater than 6-inch caliper on the site.

e. Wetlands. Protection of significant wetlands area must constitute at least 10% of the gross area of the proposed PUD.

f. River enhancement. Enhancement of the Big Wood River and its tributaries, must include stream bank restoration and public access to or along the waterway.

g. Community Housing. For residential PUD's, the provision of at least thirty percent (30%) of the approved number of dwelling units or lots as Community Housing Units affordable to households earning between 50% and 120% of the Area Median Income, or the provision of at least twenty percent (20%) as Community Housing Units affordable to households earning less than 50% of the Area Median Income.

h. Real Property. Dedication or conveyance of real property or an interest in real property to the City.

i. Sidewalks. Off-site sidewalk improvements shall be constructed according to City Standards ~~Improvement Drawings~~ and provided (in addition to sidewalk improvements that are required by ordinance adjacent to the subject property) in accordance with the following formulas:

1. For residential PUD's: a minimum of 100 linear feet per residential unit.
2. For non-residential or mixed-use PUD's: a minimum of 100 linear feet

per 1000 square feet of gross floor area.

j. Underground Parking. Underground parking must be provided for at least 50% of the required number of parking spaces in the PUD.

k. Energy Conservation. All principal buildings within the PUD must comply with sustainable building practices, as follows:

For residential PUD's: buildings comply with local "Built Green" standards for certification, federal EPA "Energy Star" program, or Leadership in Energy and Environmental Design - Homes (LEED-H) standards for basic certification.

For non-residential or mixed-use PUD's: buildings comply with Leadership in Energy and Environmental Design (LEED) standards for basic certification.

1. Other Amenities. Other project amenities and/or benefits to the community that are found, by recommendation of the Commission and approval of the Council, to promote the purpose of this Article and the goals and objectives of the Comprehensive Plan.

Section 3. Should any section or provision of this Ordinance be declared by the courts to be unconstitutional or invalid, such decision shall not affect the validity of the Ordinance as a whole or any part thereof other than the part so declared to be unconstitutional or invalid.

Section 4. All Ordinances or parts thereof in conflict herewith are hereby repealed and rescinded.

Section 5. This Ordinance shall be in full force and effect from and after its passage, approval, and publication according to law.

PASSED AND ADOPTED BY THE HAILEY CITY COUNCIL AND APPROVED BY THE MAYOR THIS ___ DAY OF _____, 2013.

Fritz X. Haemmerle, Mayor

Attest:

Mary Cone, City Clerk

