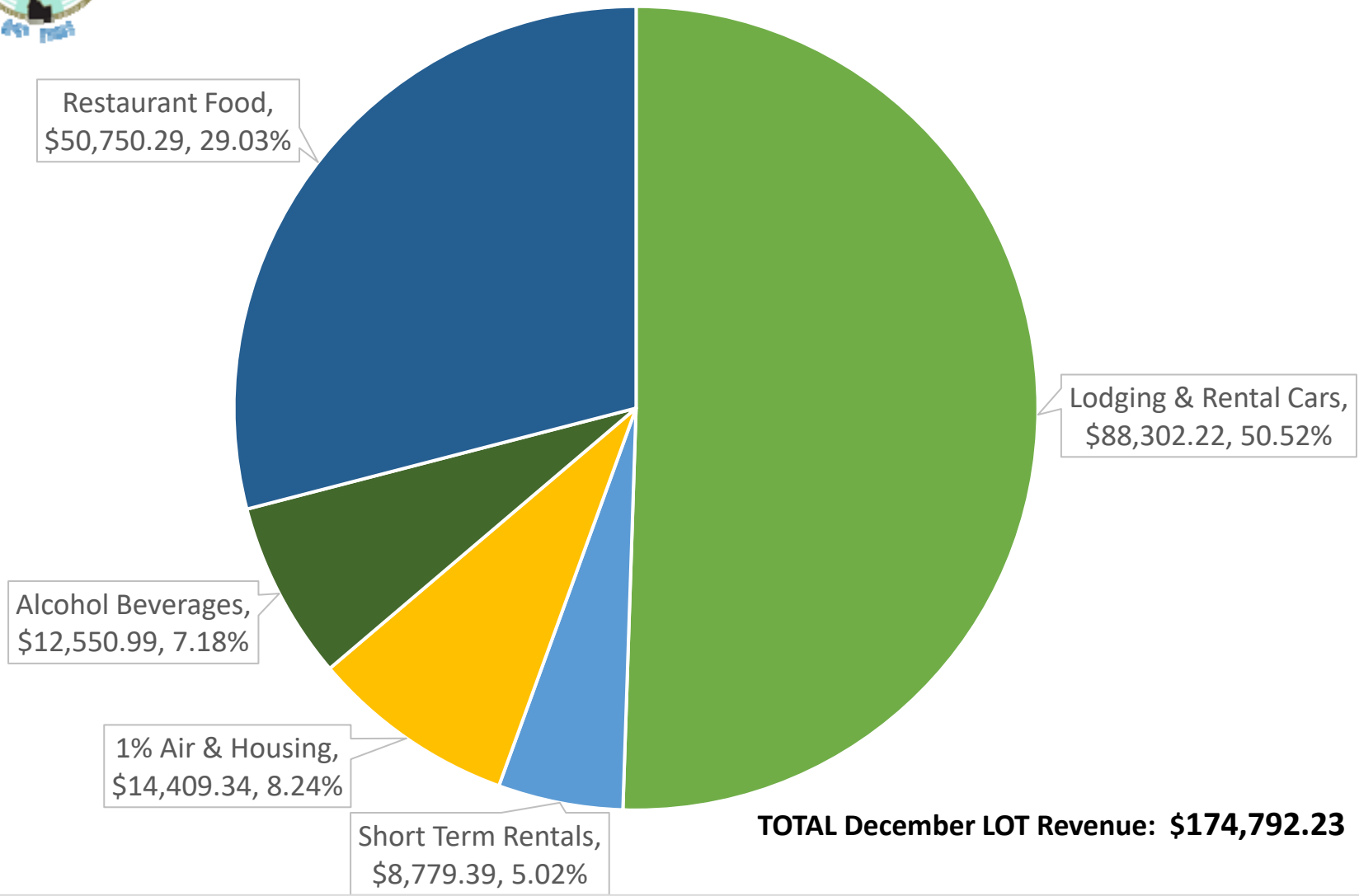


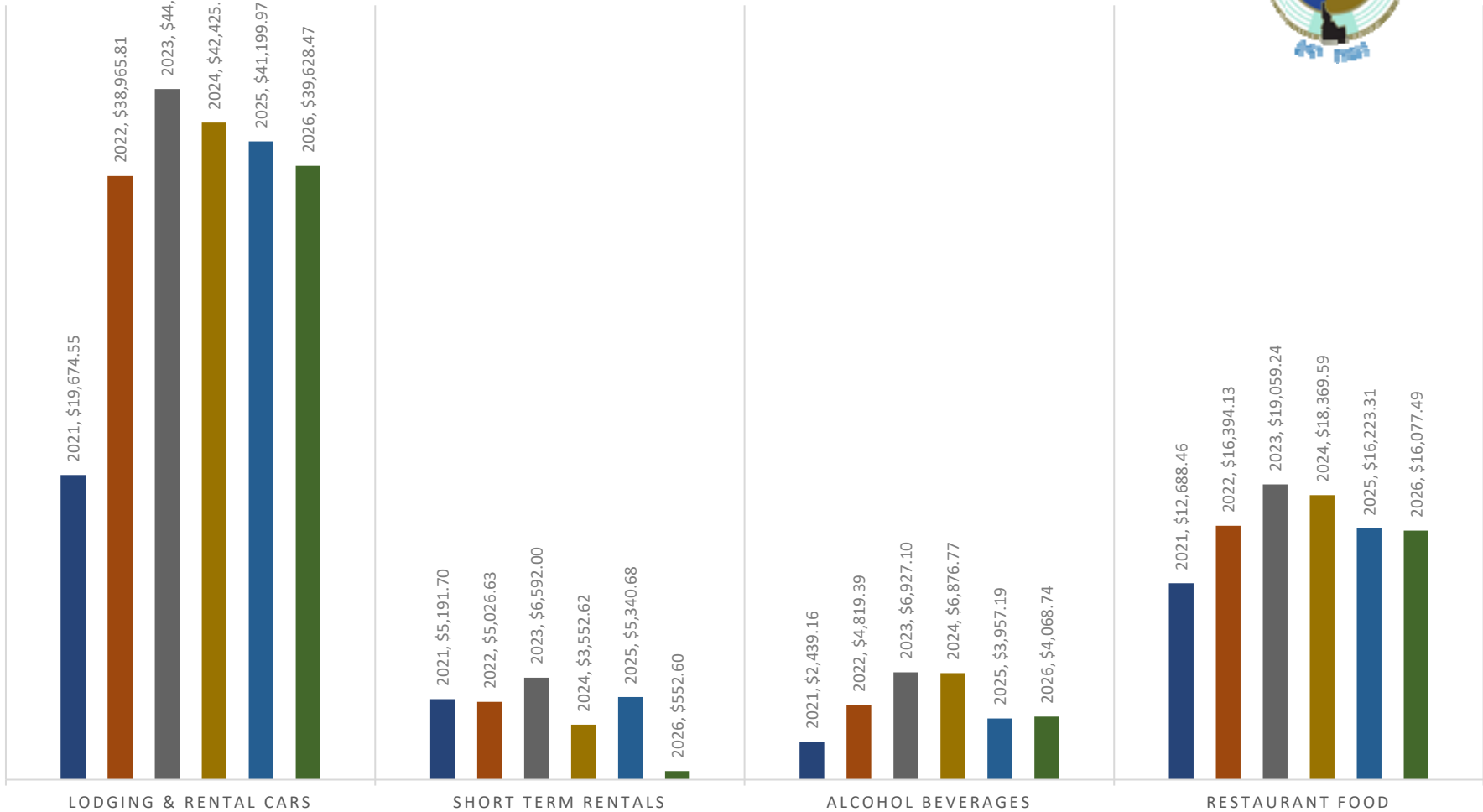
Month of L.O.T. Payment to Establishment (City receives in month following payment to business) (as of 4/29/24)	Lodging & Rental Cars 3% Tax (8 Businesses)	Short Term Rentals 3% (80 ShortTerm sites) "active"...4/30/24	1% Air & Housing 7/1/23 SPLIT Housing, SVASB.	Alcohol Beverages 2% Tax (20 Businesses)	Restaurant Food 1% Tax (31 Businesses)	Monthly Total	Penalty
FYE 9/30/2006 (3 months collected in first year)	\$79,998.51			\$11,959.47	\$31,274.14	\$123,232.12	\$ -
FYE 9/30/2007	\$219,816.63			\$47,957.72	\$105,888.56	\$373,662.91	\$346.34
FYE 9/30/2008	\$215,375.75			\$45,661.79	\$110,790.35	\$371,827.89	\$1,235.36
FYE 9/30/2009	\$163,489.38			\$40,465.86	\$102,727.58	\$306,682.82	\$1,093.57
FYE 9/30/2010	\$163,137.76	\$216.00		\$43,749.89	\$104,365.59	\$311,253.24	\$587.02
FYE 9/30/2011	\$158,010.54	\$94.84		\$45,845.48	\$111,747.96	\$315,603.98	\$750.76
FYE 9/30/2012	\$170,970.28	\$258.21		\$48,144.39	\$115,899.49	\$335,014.16	\$579.20
FYE 9/30/2013	\$180,541.81	\$316.92		\$48,526.08	\$119,782.37	\$348,850.26	\$655.81
FYE 9/30/2014	\$194,566.46	\$468.95	\$54,810.31	\$49,229.77	\$123,960.08	\$422,566.62	\$841.58
FYE 9/30/2015	\$217,876.99	\$797.14	\$72,625.66	\$51,644.80	\$133,652.48	\$475,799.93	\$1,330.55
FYE 9/30/2016	\$259,269.30	\$3,595.75	\$87,358.03	\$53,085.08	\$140,659.83	\$543,967.99	\$2,191.42
FYE 9/30/2017	\$282,533.65	\$4,956.92	\$95,830.19	\$55,985.70	\$145,871.55	\$585,178.01	\$1,944.33
FYE 9/30/2018	\$279,300.67	\$7,634.44	\$95,645.04	\$56,924.56	\$153,772.72	\$593,277.43	\$2,393.03
FYE 9/30/2019	\$294,645.69	\$49,195.91	\$114,613.87	\$65,309.70	\$166,209.84	\$689,975.01	\$9,541.14
FYE 9/30/2020	\$228,501.89	\$23,785.15	\$84,095.68	\$42,234.25	\$148,474.56	\$527,091.52	\$1,048.00
FYE 9/30/2021	\$385,179.13	\$42,226.68	\$142,468.60	\$55,124.88	\$187,552.27	\$812,551.56	\$3,444.39
FYE 9/30/2022	\$446,353.09	\$49,410.92	\$165,254.67	\$65,808.65	\$211,130.24	\$937,957.56	\$773.49
FYE 9/30/2023	\$460,901.53	\$52,465.77	\$171,122.43	\$70,212.88	\$222,326.79	\$977,029.39	\$2,798.18
2024							
October	\$27,650.15	\$3,137.79	\$10,262.65	\$5,835.45	\$18,920.58	\$65,806.62	\$495.72
November	\$15,004.97	\$2,888.80	\$5,964.59	\$4,823.66	\$15,067.78	\$43,749.79	\$70.55
December	\$31,819.34	\$2,664.47	\$11,494.60	\$6,876.77	\$18,369.59	\$71,224.77	\$230.87
January	\$42,450.89	\$4,221.74	\$15,557.55	\$5,636.76	\$17,631.48	\$85,498.42	\$149.90
February	\$33,407.75	\$4,388.53	\$12,598.76	\$6,130.97	\$18,095.20	\$74,621.21	\$112.21
March	\$51,410.85	\$370.78	\$17,260.54	\$5,863.02	\$18,786.71	\$93,691.90	\$56.90
April	\$16,328.31	\$6,064.36	\$7,464.22	\$5,005.94	\$16,631.58	\$51,494.41	\$91.74
May	\$18,782.07	\$3,846.14	\$7,542.74	\$5,515.04	\$18,644.51	\$54,330.50	\$333.86
June	\$42,650.81	\$4,916.40	\$15,855.74	\$6,058.85	\$21,242.75	\$90,724.54	\$979.18
July	\$77,232.31	\$4,820.88	\$27,351.06	\$8,445.48	\$24,348.01	\$142,197.74	\$289.13
August	\$65,388.34	\$5,251.67	\$23,546.67	\$7,150.82	\$22,977.44	\$124,314.93	\$149.76
September	\$39,324.54	\$4,326.29	\$14,550.28	\$5,041.46	\$15,369.52	\$78,612.09	\$207.39
FYE 9/30/2024	\$461,450.33	\$46,897.84	\$169,449.39	\$72,384.22	\$226,085.15	\$976,266.91	\$3,167.21
2025							
October	\$29,057.81	\$4,638.62	\$11,232.14	\$5,819.24	\$19,386.23	\$70,134.04	\$202.64
November	\$15,184.12	\$3,866.43	\$6,350.18	\$4,754.76	\$15,395.39	\$45,550.88	\$520.98
December	\$30,899.98	\$4,005.51	\$11,635.16	\$3,957.19	\$16,223.31	\$66,721.15	\$134.53
January	\$53,001.48	\$4,530.20	\$19,177.23	\$5,112.08	\$17,755.84	\$99,576.83	\$59.63
February	\$45,303.02	\$4,984.40	\$16,762.47	\$7,950.72	\$18,220.33	\$93,220.93	\$1,048.33
March	\$66,527.03	\$5,048.38	\$23,858.47	\$5,526.07	\$20,135.80	\$121,095.75	\$698.00
April	\$24,664.05	\$5,987.02	\$10,217.02	\$4,483.50	\$15,679.05	\$61,030.64	\$264.54
May	\$17,568.37	\$5,044.41	\$7,537.59	\$4,872.54	\$19,510.64	\$54,533.55	\$163.28
June	\$43,250.25	\$5,161.49	\$16,137.25	\$6,090.87	\$22,631.56	\$93,271.41	\$619.37
July	\$83,881.39	\$5,679.79	\$29,853.73	\$6,437.26	\$24,433.80	\$150,285.96	\$177.81
August	\$67,643.66	\$4,786.80	\$24,143.49	\$5,458.94	\$23,108.62	\$125,141.51	\$142.65
September	\$40,898.89	\$3,750.30	\$14,883.06	\$4,801.15	\$20,346.95	\$84,680.35	\$851.67
FYE 9/30/2025	\$517,880.03	\$57,483.34	\$191,787.79	\$65,264.32	\$232,827.52	\$1,065,243.00	\$4,883.43
October	\$27,961.03	\$3,877.31	\$7,959.59	\$5,626.23	\$19,489.25	\$64,913.41	\$279.74
November	\$20,712.72	\$4,349.48	\$6,265.55	\$2,856.02	\$15,183.55	\$49,367.32	\$528.64
December	\$39,628.47	\$552.60	\$184.20	\$4,068.74	\$16,077.49	\$60,511.50	\$383.77
FYE 9/30/2026	\$88,302.22	\$8,779.39	\$14,409.34	\$12,550.99	\$50,750.29	\$174,792.23	\$1,192.15
	\$5,239,599.74	\$324,799.01	\$1,375,375.30	\$1,005,836.23	\$2,797,274.80	\$10,740,733.02	\$39,748.96



City of Hailey
FY 2026 Year to Date LOT Revenues
DECEMBER 2025

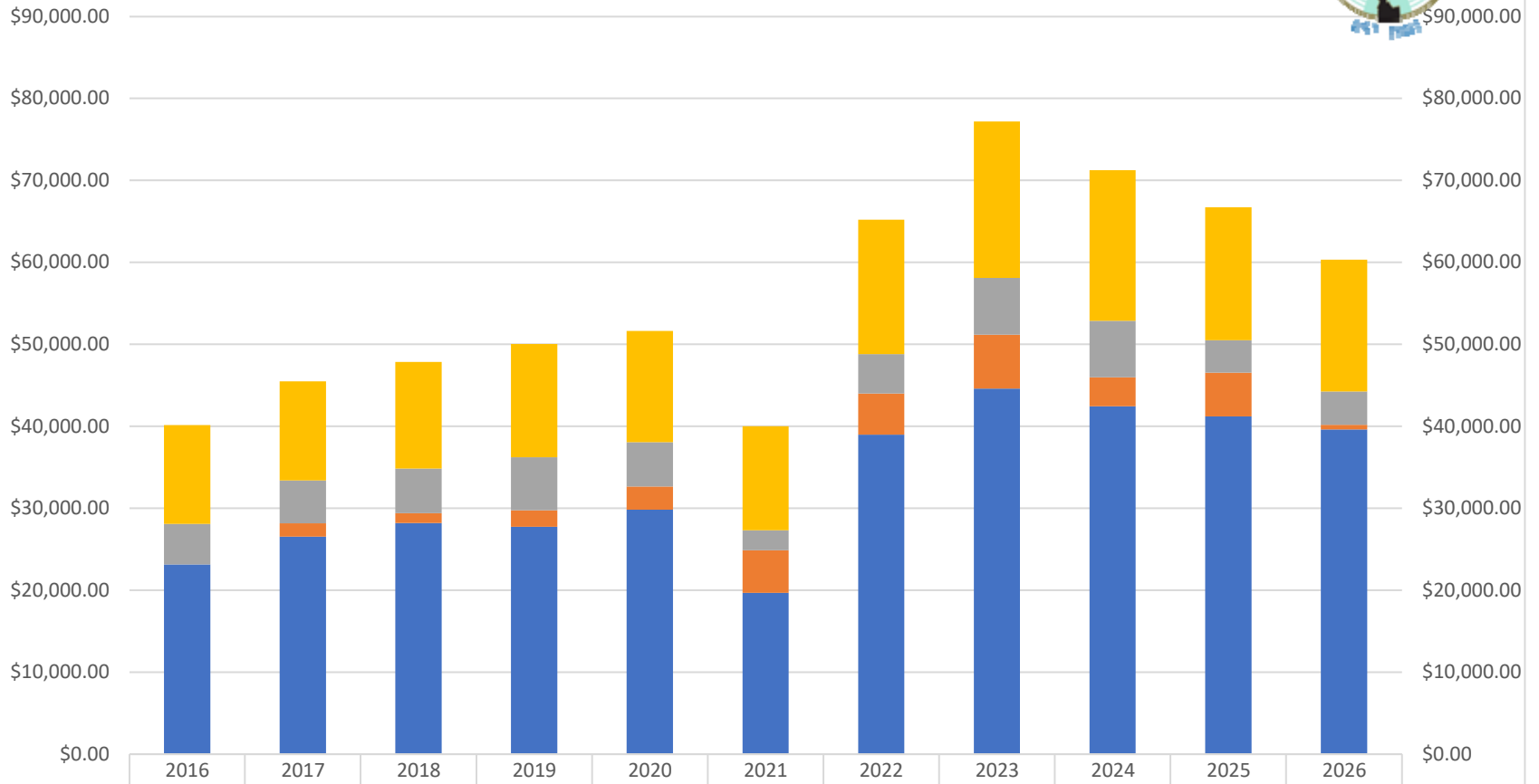


CITY OF HAILEY 5 YEAR LOT REVENUE COMPARISON DECEMBER 2025



The chart above shows the December revenue comparison for the past five (5) years. Compared to December 2024, lodging and rental car revenue was up 12.71%, short-term rentals were down 86.20%, alcohol beverage sales were up 2.82% and restaurant food sales were down .90%. Overall, LOT revenues for December 2025 were up .90% from the year before.

City of Hailey 10 Year LOT Revenue Comparison DECEMBER 2025



Restaurant Food	\$12,058.01	\$12,088.16	\$12,984.48	\$13,829.14	\$13,594.32	\$12,688.46	\$16,394.13	\$19,059.24	\$18,369.59	\$16,223.31	\$16,077.49
Alcohol Beverages	\$4,930.31	\$5,231.50	\$5,436.18	\$6,460.19	\$5,403.69	\$2,439.16	\$4,819.39	\$6,927.10	\$6,876.77	\$3,957.19	\$4,068.74
Short Term Rentals	\$0.00	\$1,618.61	\$1,220.17	\$2,015.63	\$2,819.58	\$5,191.70	\$5,026.63	\$6,592.00	\$3,552.62	\$5,340.68	\$552.60
Lodging & Rental Cars	\$23,147.40	\$26,527.51	\$28,188.81	\$27,733.51	\$29,816.13	\$19,674.55	\$38,965.81	\$44,586.13	\$42,425.79	\$41,199.97	\$39,628.47
TOTAL	\$40,135.72	\$45,465.78	\$47,829.64	\$50,038.47	\$51,633.72	\$39,993.87	\$65,205.96	\$77,164.47	\$71,224.77	\$66,721.15	\$60,327.30

■ Lodging & Rental Cars
 ■ Short Term Rentals
 ■ Alcohol Beverages
 ■ Restaurant Food
 TOTAL