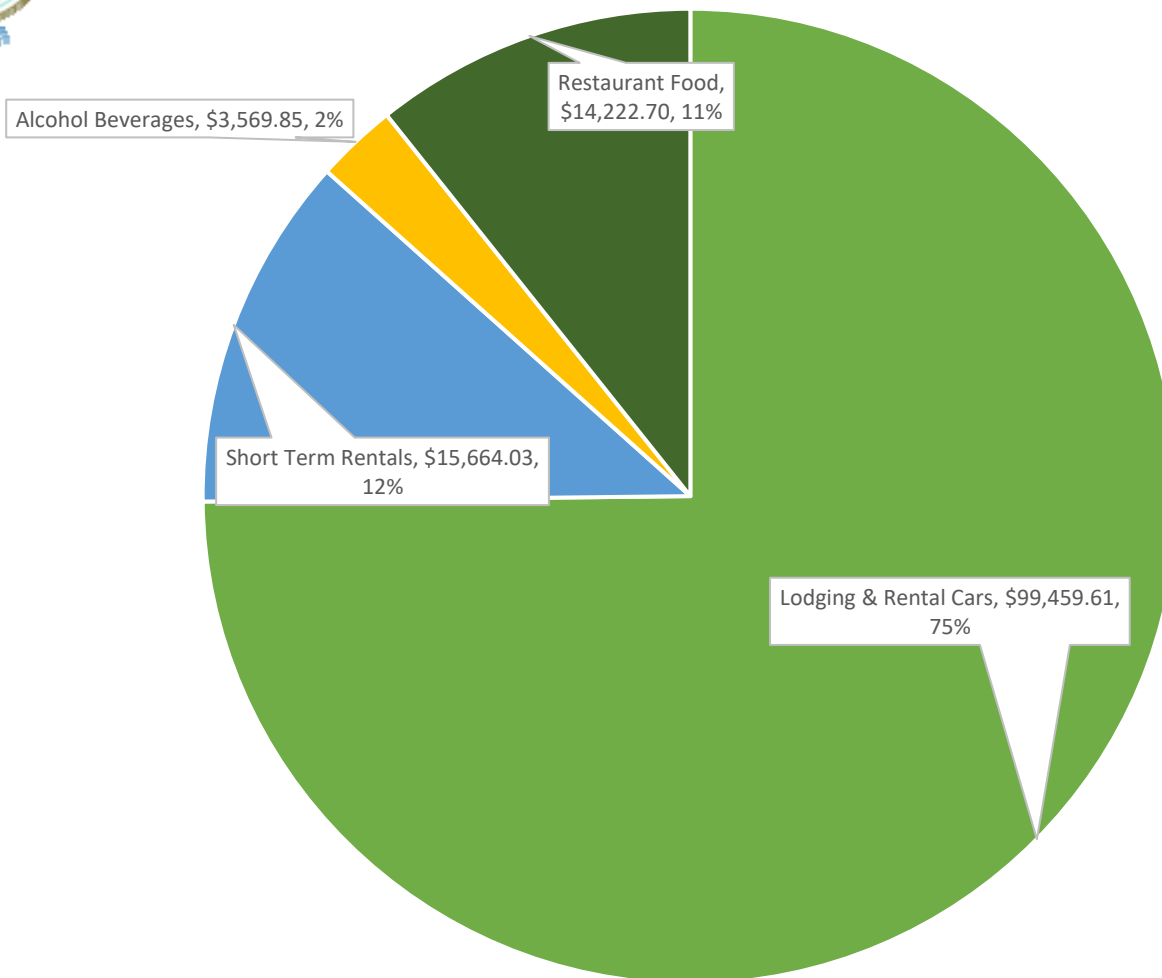


Month of L.O.T. Payment to Establishment	Lodging & Rental Cars 3% Tax (5% eff. 12/15/25) (8 Businesses)	Short Term Rentals 3% Tax (5% eff. 12/15/25) (80 ShortTerm sites) "active"...4/30/24	1% Air & Housing 7/1/23 SPLIT Housing, SVASB	Alcohol Beverages 2% Tax (20 Businesses)	Restaurant Food 1% Tax (31 Businesses)	Monthly Total	Penalty
(City receives in month following payment to business) (as of 4/29/24)							
<b>FYE 9/30/2006</b> (3 months collected in first year)	<b>\$79,998.51</b>			<b>\$11,959.47</b>	<b>\$31,274.14</b>	<b>\$123,232.12</b>	<b>\$ -</b>
FYE 9/30/2007	\$219,816.63			\$47,957.72	\$105,888.56	\$373,662.91	\$346.34
FYE 9/30/2008	\$215,375.75			\$45,661.79	\$110,790.35	\$371,827.89	\$1,235.36
FYE 9/30/2009	\$163,489.38			\$40,465.86	\$102,727.58	\$306,682.82	\$1,093.57
FYE 9/30/2010	\$163,137.76	\$216.00		\$43,749.89	\$104,365.59	\$311,253.24	\$587.02
FYE 9/30/2011	\$158,010.54	\$94.84		\$45,845.48	\$111,747.96	\$315,603.98	\$750.76
FYE 9/30/2012	\$170,970.28	\$258.21		\$48,144.39	\$115,899.49	\$335,014.16	\$579.20
FYE 9/30/2013	\$180,541.81	\$316.92		\$48,526.08	\$119,782.37	\$348,850.26	\$655.81
FYE 9/30/2014	\$194,566.46	\$468.95	\$54,810.31	\$49,229.77	\$123,960.08	\$422,566.62	\$841.58
FYE 9/30/2015	\$217,876.99	\$797.14	\$72,625.66	\$51,644.80	\$133,652.48	\$475,799.93	\$1,330.55
FYE 9/30/2016	\$259,269.30	\$3,595.75	\$87,358.03	\$53,085.08	\$140,659.83	\$543,967.99	\$2,191.42
FYE 9/30/2017	\$282,533.65	\$4,956.92	\$95,830.19	\$55,985.70	\$145,871.55	\$585,178.01	\$1,944.33
FYE 9/30/2018	\$279,300.67	\$7,634.44	\$95,645.04	\$56,924.56	\$153,772.72	\$593,277.43	\$2,393.03
FYE 9/30/2019	\$294,645.69	\$49,195.91	\$114,613.87	\$65,309.70	\$166,209.84	\$689,975.01	\$9,541.14
FYE 9/30/2020	\$228,501.89	\$23,785.15	\$84,095.68	\$42,234.25	\$148,474.56	\$527,091.52	\$1,048.00
FYE 9/30/2021	\$385,179.13	\$42,226.68	\$142,468.60	\$55,124.88	\$187,552.27	\$812,551.56	\$3,444.39
October	\$23,849.46	\$2,397.69	\$8,749.05	\$4,574.48	\$16,590.77	\$56,161.45	\$135.06
November	\$14,289.77	\$3,007.35	\$5,765.71	\$4,055.88	\$12,664.44	\$39,783.15	\$79.88
December	\$29,224.36	\$3,769.97	\$10,998.11	\$4,819.39	\$16,394.13	\$65,205.96	\$80.61
2022 January	\$48,311.31	\$7,090.01	\$18,467.11	\$5,040.85	\$16,273.42	\$95,182.70	
February	\$44,904.64	\$4,700.57	\$16,535.07	\$5,120.73	\$14,998.07	\$86,259.08	\$5.69
March	\$38,921.84	\$4,186.53	\$14,369.46	\$5,048.06	\$15,151.72	\$77,677.60	\$13.48
April	\$13,202.72	\$2,145.72	\$5,116.15	\$5,168.46	\$16,255.09	\$41,888.13	\$61.11
May	\$12,587.78	\$3,358.29	\$5,315.36	\$4,927.99	\$16,897.17	\$43,086.58	\$15.01
June	\$42,942.07	\$4,862.05	\$15,934.71	\$6,990.56	\$20,346.80	\$91,076.18	\$26.36
July	\$78,347.27	\$5,416.01	\$27,921.10	\$7,882.84	\$23,595.48	\$143,162.70	\$202.18
August	\$61,036.43	\$4,457.97	\$21,831.47	\$6,077.56	\$22,091.40	\$115,494.83	\$51.18
September	\$38,735.45	\$4,018.75	\$14,251.40	\$6,101.85	\$19,871.75	\$82,979.20	\$102.93
<b>FYE 9/30/2022</b>	<b>\$446,353.09</b>	<b>\$49,410.92</b>	<b>\$165,254.67</b>	<b>\$65,808.65</b>	<b>\$211,130.24</b>	<b>\$937,957.56</b>	<b>\$773.49</b>
October	\$27,587.66	\$3,970.61	\$10,519.42	\$5,737.61	\$18,866.85	\$66,682.14	\$104.90
November	\$14,850.70	\$2,592.14	\$5,814.28	\$4,750.43	\$14,173.50	\$42,181.05	\$179.91
December	\$33,439.60	\$4,944.00	\$12,794.53	\$6,927.10	\$19,059.24	\$77,164.47	\$91.09
2023 January	\$55,520.60	\$5,236.16	\$20,252.25	\$5,722.05	\$18,196.95	\$104,928.00	\$544.85
February	\$47,311.96	\$5,097.51	\$17,469.82	\$5,673.00	\$17,442.29	\$92,994.58	\$92.25
March	\$42,643.27	\$2,397.65	\$15,013.64	\$6,012.48	\$18,224.53	\$84,291.56	\$262.68
April	\$17,692.01	\$2,646.66	\$6,779.56	\$4,697.04	\$13,437.10	\$45,252.36	\$560.43
May	\$16,147.34	\$3,433.70	\$6,527.01	\$5,194.10	\$17,395.77	\$48,697.92	\$80.21
June	\$38,400.48	\$4,976.47	\$14,458.98	\$6,224.66	\$20,987.75	\$85,048.34	\$450.47
July	\$73,029.59	\$8,694.79	\$27,241.46	\$7,002.01	\$23,272.64	\$139,240.48	\$5.16
August	\$58,238.76	\$4,256.63	\$20,831.80	\$6,705.47	\$21,999.01	\$112,031.66	\$286.56
September	\$36,039.59	\$4,219.47	\$13,419.69	\$5,566.93	\$19,271.16	\$78,516.83	\$139.67
<b>FYE 9/30/2023</b>	<b>\$460,901.53</b>	<b>\$52,465.77</b>	<b>\$171,122.43</b>	<b>\$70,212.88</b>	<b>\$222,326.79</b>	<b>\$977,029.39</b>	<b>\$2,798.18</b>
October	\$27,650.15	\$3,137.79	\$10,262.65	\$5,835.45	\$18,920.58	\$65,806.62	\$495.72
November	\$15,004.97	\$2,888.80	\$5,964.59	\$4,823.66	\$15,067.78	\$43,749.79	\$70.55
December	\$31,819.34	\$2,664.47	\$11,494.60	\$6,876.77	\$18,369.59	\$71,224.77	\$230.87
2024 January	\$42,450.89	\$4,221.74	\$15,557.55	\$5,636.76	\$17,631.48	\$85,498.42	\$149.90
February	\$33,407.75	\$4,388.53	\$12,598.76	\$6,130.97	\$18,095.20	\$74,621.21	\$112.21
March	\$51,410.85	\$370.78	\$17,260.54	\$5,863.02	\$18,786.71	\$93,691.90	\$56.90
April	\$16,328.31	\$6,064.36	\$7,464.22	\$5,005.94	\$16,631.58	\$51,494.41	\$91.74
May	\$18,782.07	\$3,846.14	\$7,542.74	\$5,515.04	\$18,644.51	\$54,330.50	\$333.86
June	\$42,650.81	\$4,916.40	\$15,855.74	\$6,058.85	\$21,242.75	\$90,724.54	\$979.18
July	\$77,232.31	\$4,820.88	\$27,351.06	\$8,445.48	\$24,348.01	\$142,197.74	\$289.13
August	\$65,388.34	\$5,251.67	\$23,546.67	\$7,150.82	\$22,977.44	\$124,314.93	\$149.76
September	\$39,324.54	\$4,326.29	\$14,550.28	\$5,041.46	\$15,369.52	\$78,612.09	\$207.39
<b>FYE 9/30/2024</b>	<b>\$461,450.33</b>	<b>\$46,897.84</b>	<b>\$169,449.39</b>	<b>\$72,384.22</b>	<b>\$226,085.15</b>	<b>\$976,266.91</b>	<b>\$3,167.21</b>
October	\$29,057.81	\$4,638.62	\$11,232.14	\$5,819.24	\$19,386.23	\$70,134.04	\$202.64
November	\$15,184.12	\$3,866.43	\$6,350.18	\$4,754.76	\$15,395.39	\$45,550.88	\$520.98
December	\$30,899.98	\$4,005.51	\$11,635.16	\$3,957.19	\$16,223.31	\$66,721.15	\$134.53
2025 January	\$53,001.48	\$4,530.20	\$19,177.23	\$5,112.08	\$17,755.84	\$99,576.83	\$59.63
February	\$45,303.02	\$4,984.40	\$16,762.47	\$7,950.72	\$18,220.33	\$93,220.93	\$1,048.33
March	\$66,527.03	\$5,048.38	\$23,858.47	\$5,526.07	\$20,135.80	\$121,095.75	\$698.00
April	\$24,664.05	\$5,987.02	\$10,217.02	\$4,483.50	\$15,679.05	\$61,030.64	\$264.54
May	\$17,568.37	\$5,044.41	\$7,537.59	\$4,872.54	\$19,510.64	\$54,533.55	\$163.28
June	\$43,250.25	\$5,161.49	\$16,137.25	\$6,090.87	\$22,631.56	\$93,271.41	\$619.37
July	\$83,881.39	\$5,679.79	\$29,853.73	\$6,437.26	\$24,433.80	\$150,285.96	\$177.81
August	\$67,643.66	\$4,786.80	\$24,143.49	\$5,458.94	\$23,108.62	\$125,141.51	\$142.65
September	\$40,898.89	\$3,750.30	\$14,883.06	\$4,801.15	\$20,346.95	\$84,680.35	\$851.67
<b>FYE 9/30/2025</b>	<b>\$517,880.03</b>	<b>\$57,483.34</b>	<b>\$191,787.79</b>	<b>\$65,264.32</b>	<b>\$232,827.52</b>	<b>\$1,065,243.00</b>	<b>\$4,883.43</b>
October	\$27,961.03	\$3,877.31	\$10,612.78	\$5,859.20	\$21,232.67	\$69,542.99	\$279.74
November	\$20,712.72	\$4,349.48	\$8,354.07	\$3,053.25	\$16,554.51	\$53,024.03	\$528.64
December	\$39,628.47	\$552.60	\$13,393.69	\$4,903.72	\$16,077.49	\$74,555.97	\$383.77
2026 January	\$99,459.61	\$15,664.03	\$31,247.24	\$3,569.85	\$14,222.70	\$164,163.43	\$706.06
<b>FYE 9/30/2026</b>	<b>\$187,761.83</b>	<b>\$24,443.42</b>	<b>\$63,607.78</b>	<b>\$17,386.02</b>	<b>\$68,087.37</b>	<b>\$361,286.42</b>	<b>\$1,898.21</b>
	\$5,339,059.35	\$340,463.03	\$1,424,573.75	\$1,010,671.26	\$2,814,611.88	\$10,927,227.21	\$40,455.02



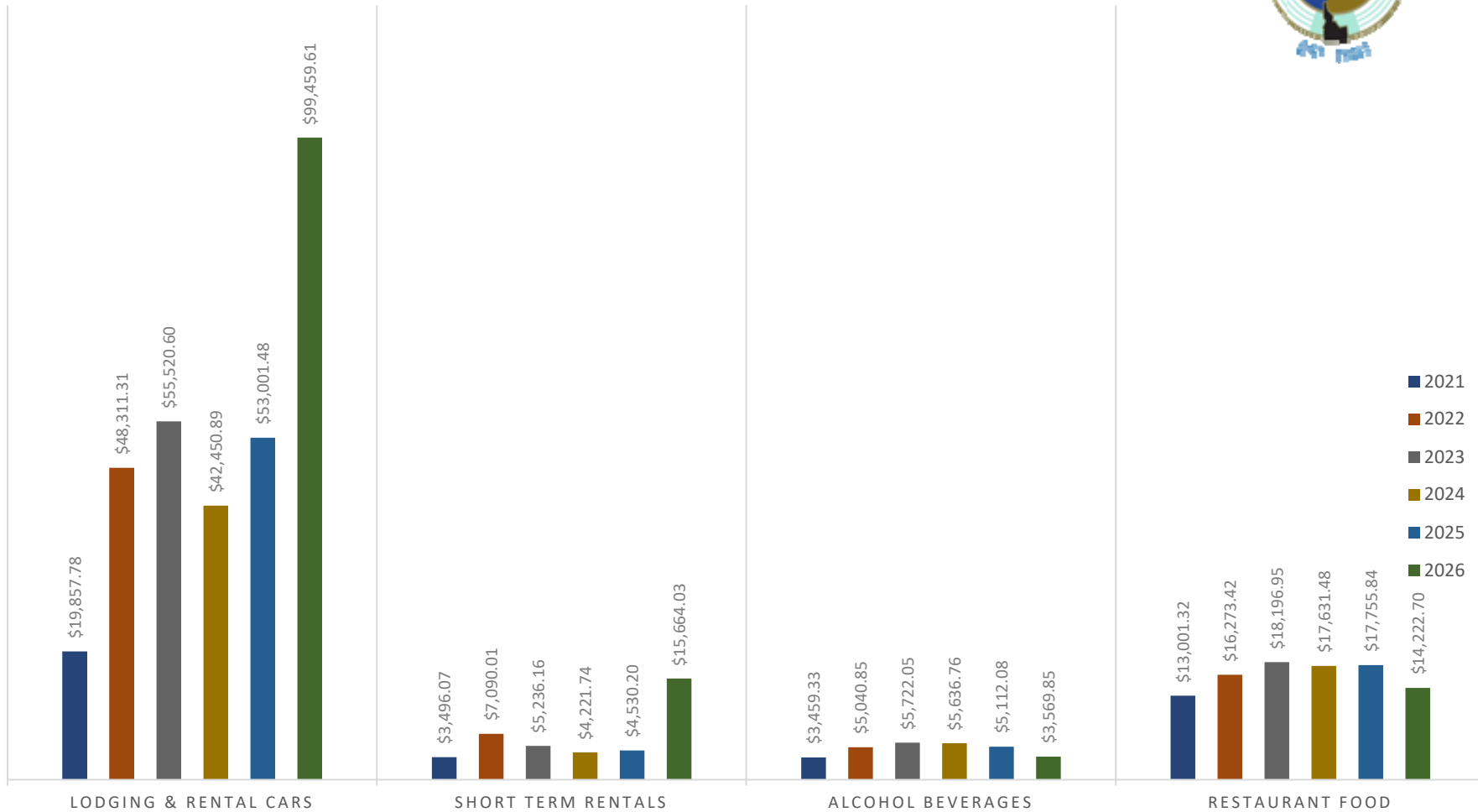
**City of Hailey**  
FY 2026 Monthly LOT Revenues  
JANUARY 2026



**TOTAL JANUARY LOT Revenue\*: \$164,163.43**

*\*Includes Housing/SVASB contributions & penalties*

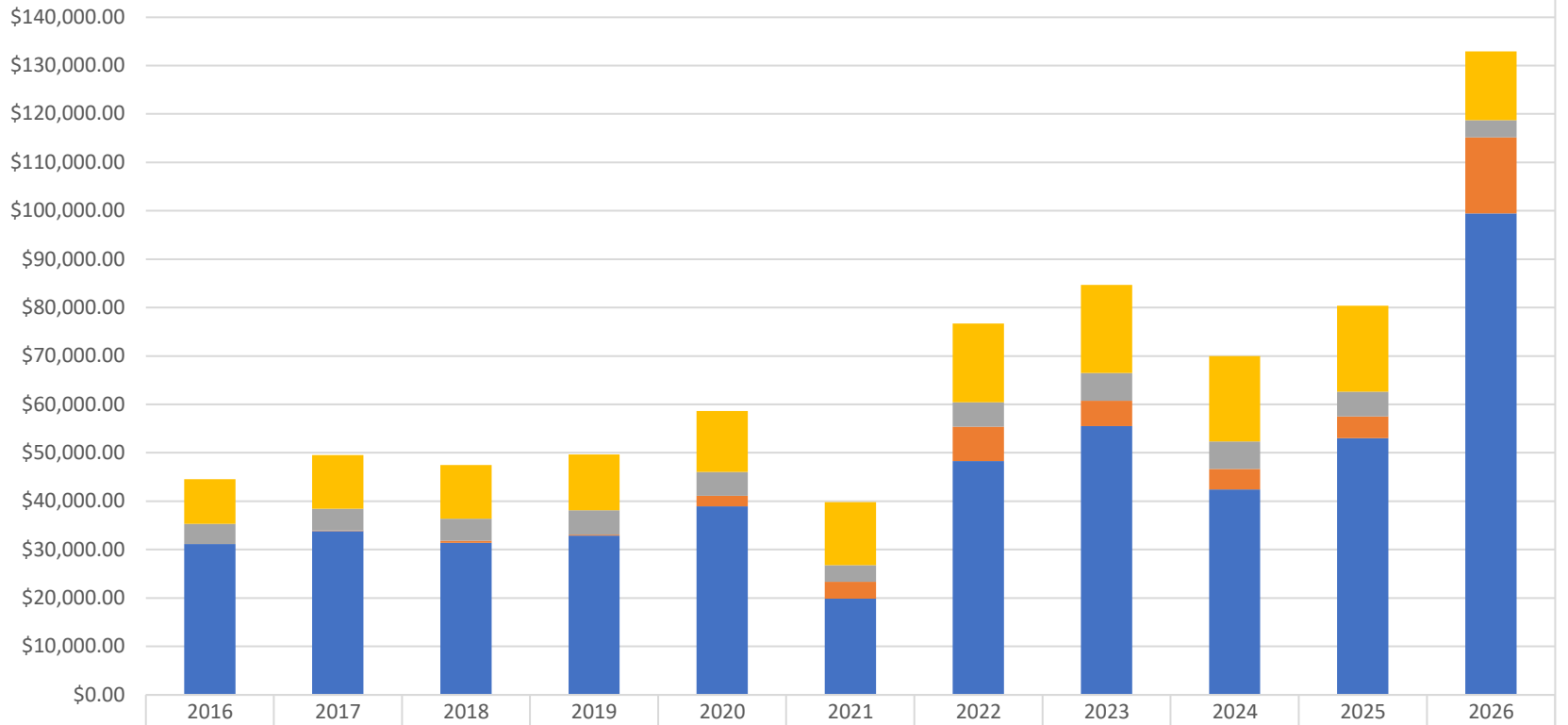
# CITY OF HAILEY 5 YEAR YTD LOT COLLECTION COMPARISON JANUARY 2026



The chart above shows the January revenue comparison for the past five (5) years. Compared to January 2025, lodging and rental car revenue was up 87.65%, short-term rentals were up 245.77%, alcohol beverage sales were down -30.17% and restaurant food sales were down 19.90%. Overall, LOT revenues for January 2026 were up 65.32% from the year before.



## City of Hailey 10 Year LOT Revenue Comparison JANUARY 2026



	2016	2017	2018	2019	2020	2021	2022	2023	2024	2025	2026
■ Restaurant Food	\$9,221.14	\$11,058.08	\$11,044.17	\$11,561.44	\$12,584.29	\$13,001.32	\$16,273.42	\$18,196.95	\$17,631.48	\$17,755.84	\$14,222.70
■ Alcohol Beverages	\$4,206.79	\$4,484.51	\$4,578.33	\$5,029.50	\$4,912.46	\$3,459.33	\$5,040.85	\$5,722.05	\$5,636.76	\$5,112.08	\$3,569.85
■ Short Term Rentals	\$0.00	\$139.00	\$444.54	\$211.33	\$2,178.98	\$3,496.07	\$7,090.01	\$5,236.16	\$4,221.74	\$4,530.20	\$15,664.03
■ Lodging & Rental Cars	\$31,143.56	\$33,836.28	\$31,381.81	\$32,870.60	\$38,923.22	\$19,857.78	\$48,311.31	\$55,520.60	\$42,450.89	\$53,001.48	\$99,459.61
<b>TOTAL</b>	<b>\$44,571.49</b>	<b>\$49,517.87</b>	<b>\$47,448.85</b>	<b>\$49,672.87</b>	<b>\$58,598.96</b>	<b>\$39,814.50</b>	<b>\$76,715.59</b>	<b>\$84,675.75</b>	<b>\$69,940.88</b>	<b>\$80,399.60</b>	<b>\$132,916.19</b>
■ % Increase from Prior Year	11.76%	11.10%	-4.18%	4.69%	17.97%	-32.06%	92.68%	10.38%	-17.40%	14.95%	65.32%