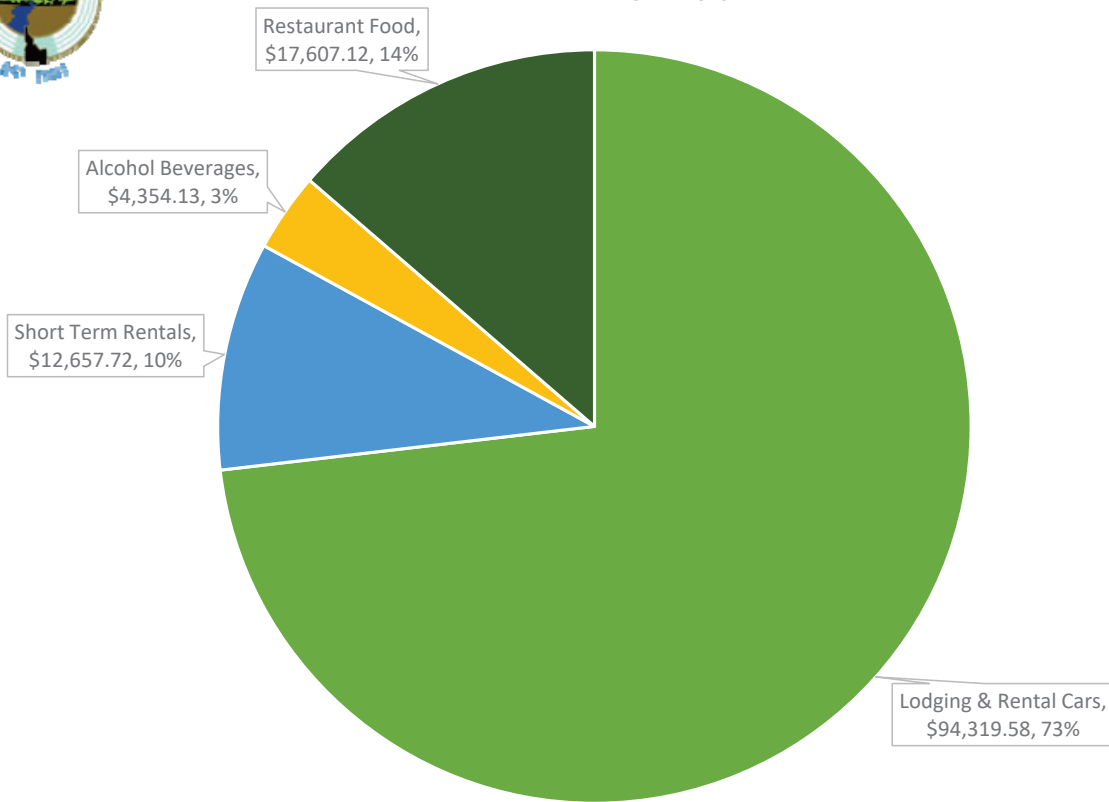


Month of L.O.T. Payment to Establishment	Lodging & Rental Cars 3% Tax (5% eff. 12/15/25) (8 Businesses)	Short Term Rentals 3% Tax (5% eff. 12/15/25) (80 ShortTerm sites) "active"...4/30/24	1% Air & Housing 7/1/23 SPLIT Housing, SVASB	Alcohol Beverages 2% Tax (20 Businesses)	Restaurant Food 1% Tax (31 Businesses)	Monthly Total	Penalty
FYE 9/30/2006 (3 months collected in first year)	\$79,998.51			\$11,959.47	\$31,274.14	\$123,232.12	\$ -
FYE 9/30/2007	\$219,816.63			\$47,957.72	\$105,888.56	\$373,662.91	\$346.34
FYE 9/30/2008	\$215,375.75			\$45,661.79	\$110,790.35	\$371,827.89	\$1,235.36
FYE 9/30/2009	\$163,489.38			\$40,465.86	\$102,727.58	\$306,682.82	\$1,093.57
FYE 9/30/2010	\$163,137.76	\$216.00		\$43,749.89	\$104,365.59	\$311,253.24	\$587.02
FYE 9/30/2011	\$158,010.54	\$94.84		\$45,845.48	\$111,747.96	\$315,603.98	\$750.76
FYE 9/30/2012	\$170,970.28	\$258.21		\$48,144.39	\$115,899.49	\$335,014.16	\$579.20
FYE 9/30/2013	\$180,541.81	\$316.92		\$48,526.08	\$119,782.37	\$348,850.26	\$655.81
FYE 9/30/2014	\$194,566.46	\$468.95	\$54,810.31	\$49,229.77	\$123,960.08	\$422,566.62	\$841.58
FYE 9/30/2015	\$217,876.99	\$797.14	\$72,625.66	\$51,644.80	\$133,652.48	\$475,799.93	\$1,330.55
FYE 9/30/2016	\$259,269.30	\$3,595.75	\$87,358.03	\$53,085.08	\$140,659.83	\$543,967.99	\$2,191.42
FYE 9/30/2017	\$282,533.65	\$4,956.92	\$95,830.19	\$55,985.70	\$145,871.55	\$585,178.01	\$1,944.33
FYE 9/30/2018	\$279,300.67	\$7,634.44	\$95,645.04	\$56,924.56	\$153,772.72	\$593,277.43	\$2,393.03
FYE 9/30/2019	\$294,645.69	\$49,195.91	\$114,613.87	\$65,309.70	\$166,209.84	\$689,975.01	\$9,541.14
FYE 9/30/2020	\$228,501.89	\$23,785.15	\$84,095.68	\$42,234.25	\$148,474.56	\$527,091.52	\$1,048.00
FYE 9/30/2021	\$385,179.13	\$42,226.68	\$142,468.60	\$55,124.88	\$187,552.27	\$812,551.56	\$3,444.39
October	\$23,849.46	\$2,397.69	\$8,749.05	\$4,574.48	\$16,590.77	\$56,161.45	\$135.06
November	\$14,289.77	\$3,007.35	\$5,765.71	\$4,055.88	\$12,664.44	\$39,783.15	\$79.88
December	\$29,224.36	\$3,769.97	\$10,998.11	\$4,819.39	\$16,394.13	\$65,205.96	\$80.61
January	\$48,311.31	\$7,090.01	\$18,467.11	\$5,040.85	\$16,273.42	\$95,182.70	
February	\$44,904.64	\$4,700.57	\$16,535.07	\$5,120.73	\$14,998.07	\$86,259.08	\$5.69
March	\$38,921.84	\$4,186.53	\$14,369.46	\$5,048.06	\$15,151.72	\$77,677.60	\$13.48
April	\$13,202.72	\$2,145.72	\$5,116.15	\$5,168.46	\$16,255.09	\$41,888.13	\$61.11
May	\$12,587.78	\$3,358.29	\$5,315.36	\$4,927.99	\$16,897.17	\$43,086.58	\$15.01
June	\$42,942.07	\$4,862.05	\$15,934.71	\$6,990.56	\$20,346.80	\$91,076.18	\$26.36
July	\$78,347.27	\$5,416.01	\$27,921.10	\$7,882.84	\$23,595.48	\$143,162.70	\$202.18
August	\$61,036.43	\$4,457.97	\$21,831.47	\$6,077.56	\$22,091.40	\$115,494.83	\$51.18
September	\$38,735.45	\$4,018.75	\$14,251.40	\$6,101.85	\$19,871.75	\$82,979.20	\$102.93
FYE 9/30/2022	\$446,353.09	\$49,410.92	\$165,254.67	\$65,808.65	\$211,130.24	\$937,957.56	\$773.49
October	\$27,587.66	\$3,970.61	\$10,519.42	\$5,737.61	\$18,866.85	\$66,682.14	\$104.90
November	\$14,850.70	\$2,592.14	\$5,814.28	\$4,750.43	\$14,173.50	\$42,181.05	\$179.91
December	\$33,439.60	\$4,944.00	\$12,794.53	\$6,927.10	\$19,059.24	\$77,164.47	\$91.09
January	\$55,520.60	\$5,236.16	\$20,252.25	\$5,722.05	\$18,196.95	\$104,928.00	\$544.85
February	\$47,311.96	\$5,097.51	\$17,469.82	\$5,673.00	\$17,442.29	\$92,994.58	\$92.25
March	\$42,643.27	\$2,397.65	\$15,013.64	\$6,012.48	\$18,224.53	\$84,291.56	\$262.68
April	\$17,692.01	\$2,646.66	\$6,779.56	\$4,697.04	\$13,437.10	\$45,252.36	\$560.43
May	\$16,147.34	\$3,433.70	\$6,527.01	\$5,194.10	\$17,395.77	\$48,697.92	\$80.21
June	\$38,400.48	\$4,976.47	\$14,458.98	\$6,224.66	\$20,987.75	\$85,048.34	\$450.47
July	\$73,029.59	\$8,694.79	\$27,241.46	\$7,002.01	\$23,272.64	\$139,240.48	\$5.16
August	\$58,238.76	\$4,256.63	\$20,831.80	\$6,705.47	\$21,999.01	\$112,031.66	\$286.56
September	\$36,039.59	\$4,219.47	\$13,419.69	\$5,566.93	\$19,271.16	\$78,516.83	\$139.67
FYE 9/30/2023	\$460,901.53	\$52,465.77	\$171,122.43	\$70,212.88	\$222,326.79	\$977,029.39	\$2,798.18
October	\$27,650.15	\$3,137.79	\$10,262.65	\$5,835.45	\$18,920.58	\$65,806.62	\$495.72
November	\$15,004.97	\$2,888.80	\$5,964.59	\$4,823.66	\$15,067.78	\$43,749.79	\$70.55
December	\$31,819.34	\$2,664.47	\$11,494.60	\$6,876.77	\$18,369.59	\$71,224.77	\$230.87
January	\$42,450.89	\$4,221.74	\$15,557.55	\$5,636.76	\$17,631.48	\$85,498.42	\$149.90
February	\$33,407.75	\$4,388.53	\$12,598.76	\$6,130.97	\$18,095.20	\$74,621.21	\$112.21
March	\$51,410.85	\$370.78	\$17,260.54	\$5,863.02	\$18,786.71	\$93,691.90	\$56.90
April	\$16,328.31	\$6,064.36	\$7,464.22	\$5,005.94	\$16,631.58	\$51,494.41	\$91.74
May	\$18,782.07	\$3,846.14	\$7,542.74	\$5,515.04	\$18,644.51	\$54,330.50	\$333.86
June	\$42,650.81	\$4,916.40	\$15,855.74	\$6,058.85	\$21,242.75	\$90,724.54	\$979.18
July	\$77,232.31	\$4,820.88	\$27,351.06	\$8,445.48	\$24,348.01	\$142,197.74	\$289.13
August	\$65,388.34	\$5,251.67	\$23,546.67	\$7,150.82	\$22,977.44	\$124,314.93	\$149.76
September	\$39,324.54	\$4,326.29	\$14,550.28	\$5,041.46	\$15,369.52	\$78,612.09	\$207.39
FYE 9/30/2024	\$461,450.33	\$46,897.84	\$169,449.39	\$72,384.22	\$226,085.15	\$976,266.91	\$3,167.21
October	\$29,057.81	\$4,638.62	\$11,232.14	\$5,819.24	\$19,386.23	\$70,134.04	\$202.64
November	\$15,184.12	\$3,866.43	\$6,350.18	\$4,754.76	\$15,395.39	\$45,550.88	\$520.98
December	\$30,899.98	\$4,005.51	\$11,635.16	\$3,957.19	\$16,223.31	\$66,721.15	\$134.53
January	\$53,001.48	\$4,530.20	\$19,177.23	\$5,112.08	\$17,755.84	\$99,576.83	\$59.63
February	\$45,303.02	\$4,984.40	\$16,762.47	\$7,950.72	\$18,220.33	\$93,220.93	\$1,048.33
March	\$66,527.03	\$5,048.38	\$23,858.47	\$5,526.07	\$20,135.80	\$121,095.75	\$698.00
April	\$24,664.05	\$5,987.02	\$10,217.02	\$4,483.50	\$15,679.05	\$61,030.64	\$264.54
May	\$17,568.37	\$5,044.41	\$7,537.59	\$4,872.54	\$19,510.64	\$54,533.55	\$163.28
June	\$43,250.25	\$5,161.49	\$16,137.25	\$6,090.87	\$22,631.56	\$93,271.41	\$619.37
July	\$83,881.39	\$5,679.79	\$29,853.73	\$6,437.26	\$24,433.80	\$150,285.96	\$177.81
August	\$67,643.66	\$4,786.80	\$24,143.49	\$5,458.94	\$23,108.62	\$125,141.51	\$142.65
September	\$40,898.89	\$3,750.30	\$14,883.06	\$4,801.15	\$20,346.95	\$84,680.35	\$851.67
FYE 9/30/2025	\$517,880.03	\$57,483.34	\$191,787.79	\$65,264.32	\$232,827.52	\$1,065,243.00	\$4,883.43
October	\$27,961.03	\$3,877.31	\$10,612.78	\$5,859.20	\$21,232.67	\$69,542.99	\$279.74
November	\$20,712.72	\$4,349.48	\$8,354.07	\$3,053.25	\$16,554.51	\$53,024.03	\$528.64
December	\$39,628.47	\$5,562.60	\$13,393.69	\$4,972.91	\$17,365.10	\$75,912.77	\$383.77
January	\$99,459.61	\$15,664.03	\$31,247.24	\$4,367.52	\$19,936.63	\$170,675.03	\$706.06
February	\$94,319.58	\$12,657.72	\$21,395.46	\$4,354.13	\$17,607.12	\$150,334.00	\$2,318.12
FYE 9/30/2026	\$282,081.40	\$37,101.13	\$85,003.24	\$22,607.01	\$92,696.03	\$519,488.82	\$4,216.33
	\$5,433,378.93	\$353,120.75	\$1,445,969.21	\$1,015,892.25	\$2,839,220.54	\$11,085,429.62	\$42,773.14



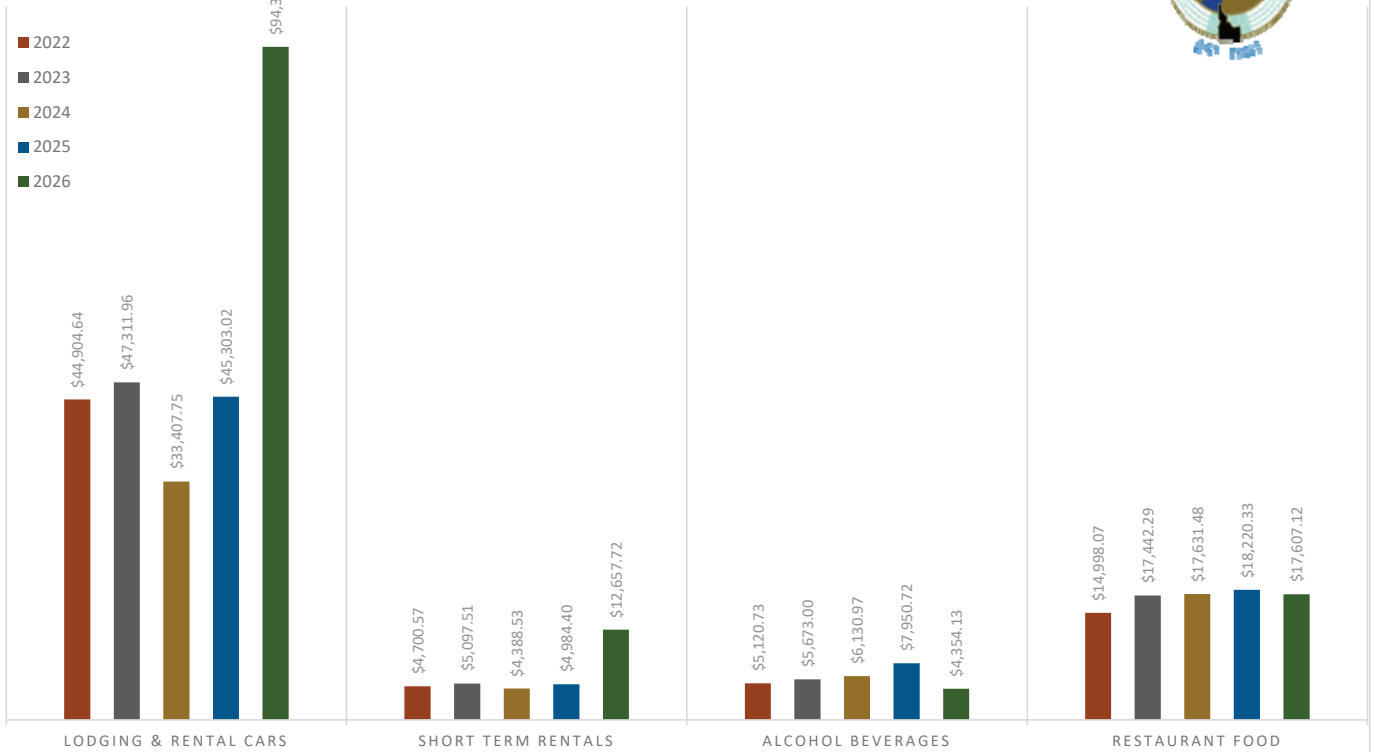
City of Hailey
FY 2026 Monthly LOT Revenues
FEBRUARY 2026



TOTAL FEBRUARY LOT Revenue*: \$128,938.54

**Excludes Housing/SVASB contributions & penalties*

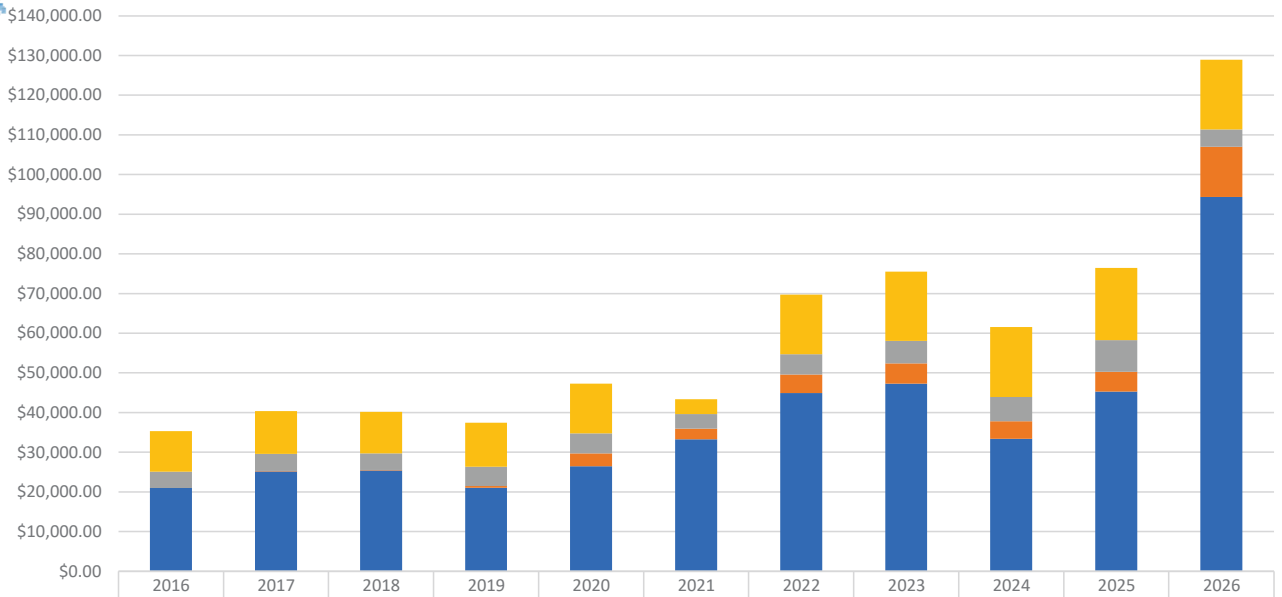
CITY OF HAILEY 5 YEAR YTD LOT COLLECTION COMPARISON FEBRUARY 2026



The chart above shows the February revenue comparison for the past five (5) years. Compared to February 2025, lodging and rental car revenue was up 108.20%, short-term rentals were up 153.95%, alcohol beverage sales were down -45.24% and restaurant food sales were down -3.37%. Overall, LOT revenues for February 2026 were up 68.64% from the year before.



City of Hailey
10 Year LOT Revenue Comparison
FEBRUARY 2026



	2016	2017	2018	2019	2020	2021	2022	2023	2024	2025	2026
Restaurant Food	\$10,233.65	\$10,765.56	\$10,467.08	\$11,120.11	\$12,559.20	\$3,699.39	\$14,998.07	\$17,442.29	\$17,631.48	\$18,220.33	\$17,607.12
Alcohol Beverages	\$4,084.37	\$4,314.73	\$4,201.95	\$4,824.90	\$5,048.40	\$3,699.39	\$5,120.73	\$5,673.00	\$6,130.97	\$7,950.72	\$4,354.13
Short Term Rentals	\$0.00	\$141.54	\$139.28	\$451.08	\$3,185.54	\$2,672.54	\$4,700.57	\$5,097.51	\$4,388.53	\$4,984.40	\$12,657.72
Lodging & Rental Cars	\$21,003.14	\$25,161.36	\$25,381.49	\$21,063.91	\$26,500.10	\$33,270.92	\$44,904.64	\$47,311.96	\$33,407.75	\$45,303.02	\$94,319.58
TOTAL	\$35,321.16	\$40,383.19	\$40,189.79	\$37,460.00	\$47,293.24	\$43,342.25	\$69,724.01	\$75,524.76	\$61,558.73	\$76,458.46	\$128,938.54