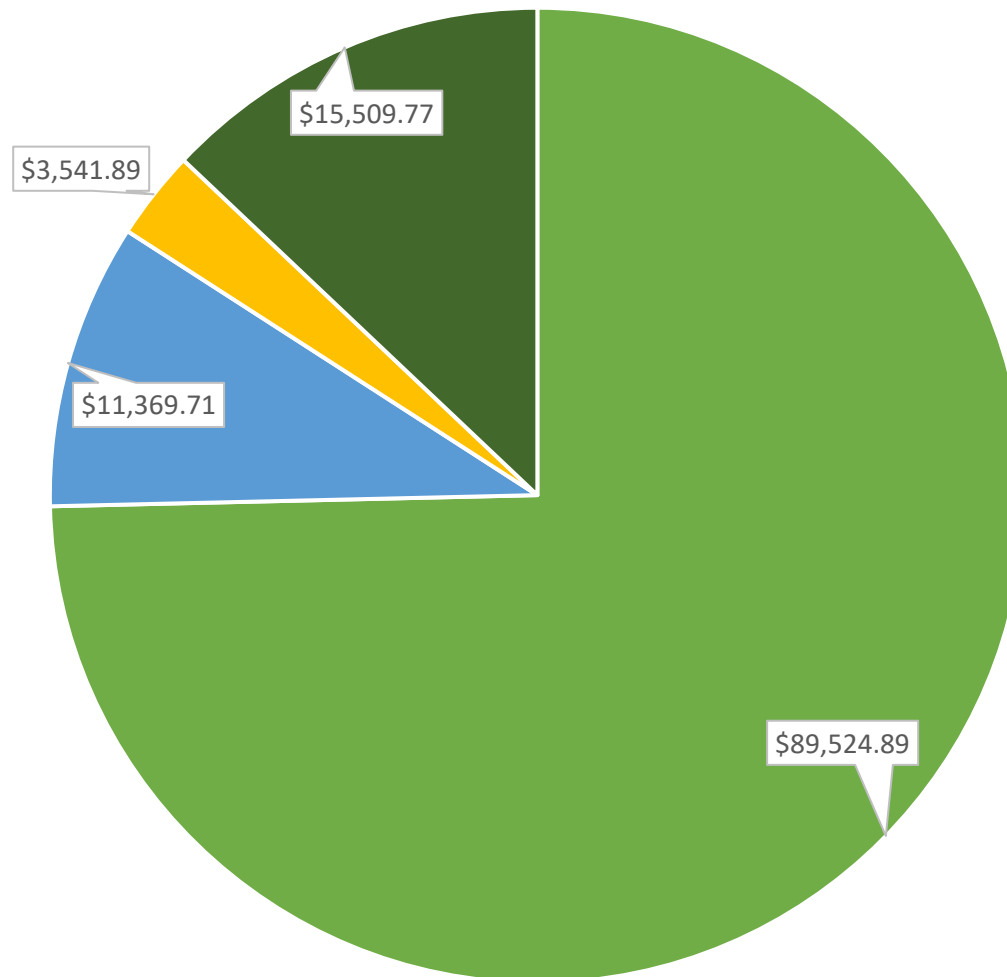


Month of L.O.T. Payment to Establishment	Lodging & Rental Cars 3% Tax (5% eff. 12/15/25) (8 Businesses)	Short Term Rentals 3% Tax (5% eff. 12/15/25) (80 ShortTerm sites) *active"...4/30/24	1% Air & Housing 7/1/23 SPLIT Housing, SVASB	Alcohol Beverages 2% Tax (20 Businesses)	Restaurant Food 1% Tax (31 Businesses)	Monthly Total	Penalty
(City receives in month following payment to business) (as of 4/29/24)							
FYE 9/30/2006 (3 months collected in first year)	\$79,998.51			\$11,959.47	\$31,274.14	\$123,232.12	\$ -
FYE 9/30/2007	\$219,816.63			\$47,957.72	\$105,888.56	\$373,662.91	\$346.34
FYE 9/30/2008	\$215,375.75			\$45,661.79	\$110,790.35	\$371,827.89	\$1,235.36
FYE 9/30/2009	\$163,489.38			\$40,465.86	\$102,727.58	\$306,682.82	\$1,093.57
FYE 9/30/2010	\$163,137.76	\$216.00		\$43,749.89	\$104,365.59	\$311,253.24	\$587.02
FYE 9/30/2011	\$158,010.54	\$94.84		\$45,845.48	\$111,747.96	\$315,603.98	\$750.76
FYE 9/30/2012	\$170,970.28	\$258.21		\$48,144.39	\$115,899.49	\$335,014.16	\$579.20
FYE 9/30/2013	\$180,541.81	\$316.92		\$48,526.08	\$119,782.37	\$348,850.26	\$655.81
FYE 9/30/2014	\$194,566.46	\$468.95	\$54,810.31	\$49,229.77	\$123,960.08	\$422,566.62	\$841.58
FYE 9/30/2023	\$460,901.53	\$52,465.77	\$171,122.43	\$70,212.88	\$222,326.79	\$977,029.39	\$2,798.18
2024							
October	\$27,650.15	\$3,137.79	\$10,262.65	\$5,835.45	\$18,920.58	\$65,806.62	\$495.72
November	\$15,004.97	\$2,888.80	\$5,964.59	\$4,823.66	\$15,067.78	\$43,749.79	\$70.55
December	\$31,819.34	\$2,664.47	\$11,494.60	\$6,876.77	\$18,369.59	\$71,224.77	\$230.87
January	\$42,450.89	\$4,221.74	\$15,557.55	\$5,636.76	\$17,631.48	\$85,498.42	\$149.90
February	\$33,407.75	\$4,388.53	\$12,598.76	\$6,130.97	\$18,095.20	\$74,621.21	\$112.21
March	\$51,410.85	\$370.78	\$17,260.54	\$5,863.02	\$18,786.71	\$93,691.90	\$56.90
April	\$16,328.31	\$6,064.36	\$7,464.22	\$5,005.94	\$16,631.58	\$51,494.41	\$91.74
May	\$18,782.07	\$3,846.14	\$7,542.74	\$5,515.04	\$18,644.51	\$54,330.50	\$333.86
June	\$42,650.81	\$4,916.40	\$15,855.74	\$6,058.85	\$21,242.75	\$90,724.54	\$979.18
July	\$77,232.31	\$4,820.88	\$27,351.06	\$8,445.48	\$24,348.01	\$142,197.74	\$289.13
August	\$65,388.34	\$5,251.67	\$23,546.67	\$7,150.82	\$22,977.44	\$124,314.93	\$149.76
September	\$39,324.54	\$4,326.29	\$14,550.28	\$5,041.46	\$15,369.52	\$78,612.09	\$207.39
FYE 9/30/2024	\$461,450.33	\$46,897.84	\$169,449.39	\$72,384.22	\$226,085.15	\$976,266.91	\$3,167.21
2025							
October	\$29,057.81	\$4,638.62	\$11,232.14	\$5,819.24	\$19,386.23	\$70,134.04	\$202.64
November	\$15,184.12	\$3,866.43	\$6,350.18	\$4,754.76	\$15,395.39	\$45,550.88	\$520.98
December	\$30,899.98	\$4,005.51	\$11,635.16	\$3,957.19	\$16,223.31	\$66,721.15	\$134.53
January	\$53,001.48	\$4,530.20	\$19,177.23	\$5,112.08	\$17,755.84	\$99,576.83	\$59.63
February	\$45,303.02	\$4,984.40	\$16,762.47	\$7,950.72	\$18,220.33	\$93,220.93	\$1,048.33
March	\$66,527.03	\$5,048.38	\$23,858.47	\$5,526.07	\$20,135.80	\$121,095.75	\$698.00
April	\$24,664.05	\$5,987.02	\$10,217.02	\$4,483.50	\$15,679.05	\$61,030.64	\$264.54
May	\$17,568.37	\$5,044.41	\$7,537.59	\$4,872.54	\$19,510.64	\$54,533.55	\$163.28
June	\$43,250.25	\$5,161.49	\$16,137.25	\$6,090.87	\$22,631.56	\$93,271.41	\$619.37
July	\$83,881.39	\$5,679.79	\$29,853.73	\$6,437.26	\$24,433.80	\$150,285.96	\$177.81
August	\$67,643.66	\$4,786.80	\$24,143.49	\$5,458.94	\$23,108.62	\$125,141.51	\$142.65
September	\$40,898.89	\$3,750.30	\$14,883.06	\$4,801.15	\$20,346.95	\$84,680.35	\$851.67
FYE 9/30/2025	\$517,880.03	\$57,483.34	\$191,787.79	\$65,264.32	\$232,827.52	\$1,065,243.00	\$4,883.43
2026							
October	\$27,961.03	\$3,877.31	\$10,612.78	\$5,859.20	\$21,232.67	\$69,542.99	\$279.74
November	\$20,712.72	\$4,349.48	\$8,354.07	\$3,053.25	\$16,554.51	\$53,024.03	\$528.64
December	\$39,628.47	\$552.60	\$13,393.69	\$5,521.75	\$17,543.58	\$76,640.09	\$383.77
January	\$99,459.61	\$15,664.03	\$31,247.24	\$4,367.52	\$19,936.63	\$170,675.03	\$706.06
February	\$94,319.58	\$12,657.72	\$21,395.46	\$4,857.99	\$18,484.14	\$151,714.88	\$2,318.12
March	\$89,524.89	\$11,369.71	\$33,631.53	\$3,541.89	\$15,509.77	\$153,577.79	\$216.32
FYE 9/30/2026	\$371,606.29	\$48,470.84	\$118,634.77	\$27,201.60	\$109,261.30	\$675,174.81	\$4,432.65
	\$5,522,903.82	\$364,490.46	\$1,479,600.74	\$1,020,486.84	\$2,855,785.81	\$11,241,115.61	\$42,989.46



City of Hailey
FY 2026 Monthly LOT Revenues
MARCH 2026

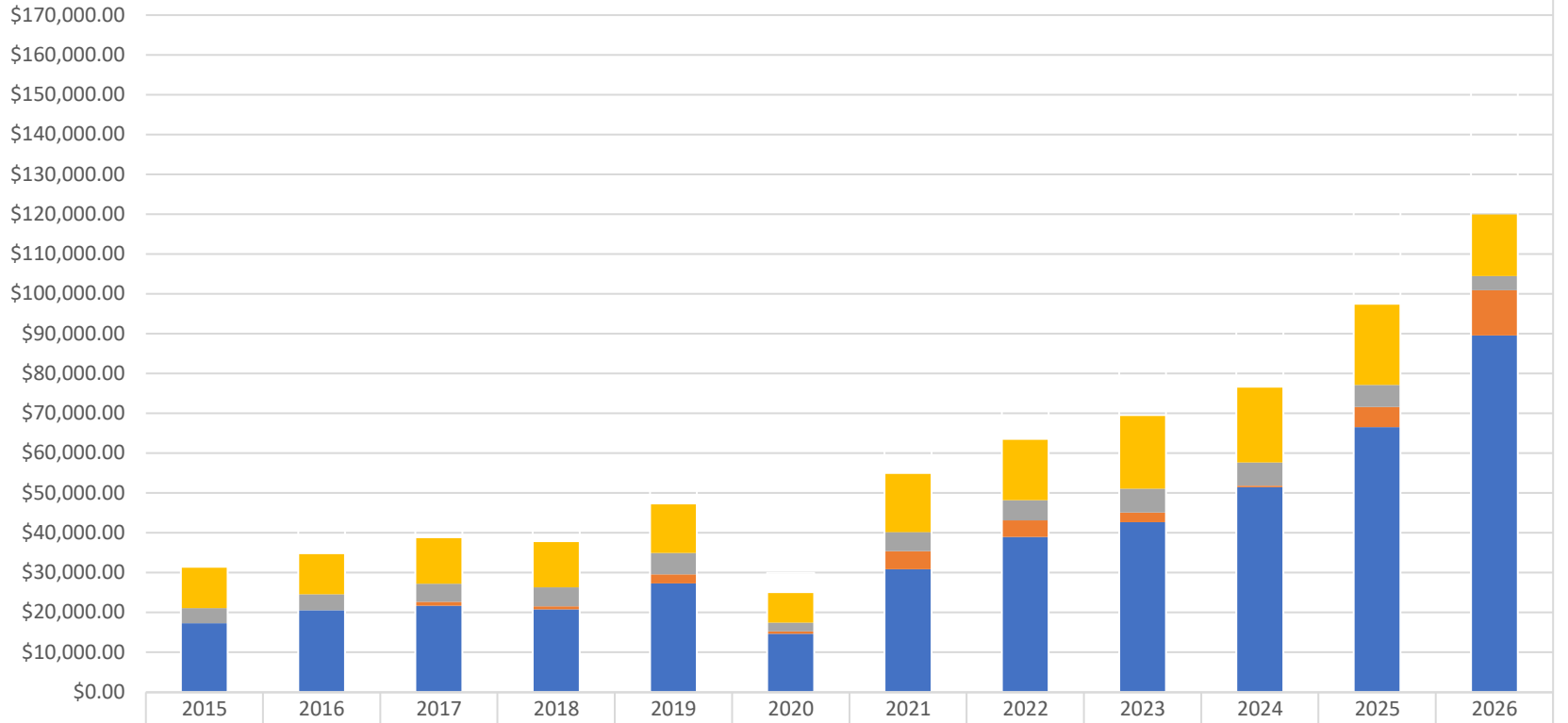


TOTAL MARCH LOT Revenue*: \$119,946.26

**Excludes Housing/SVASB contributions & penalties*

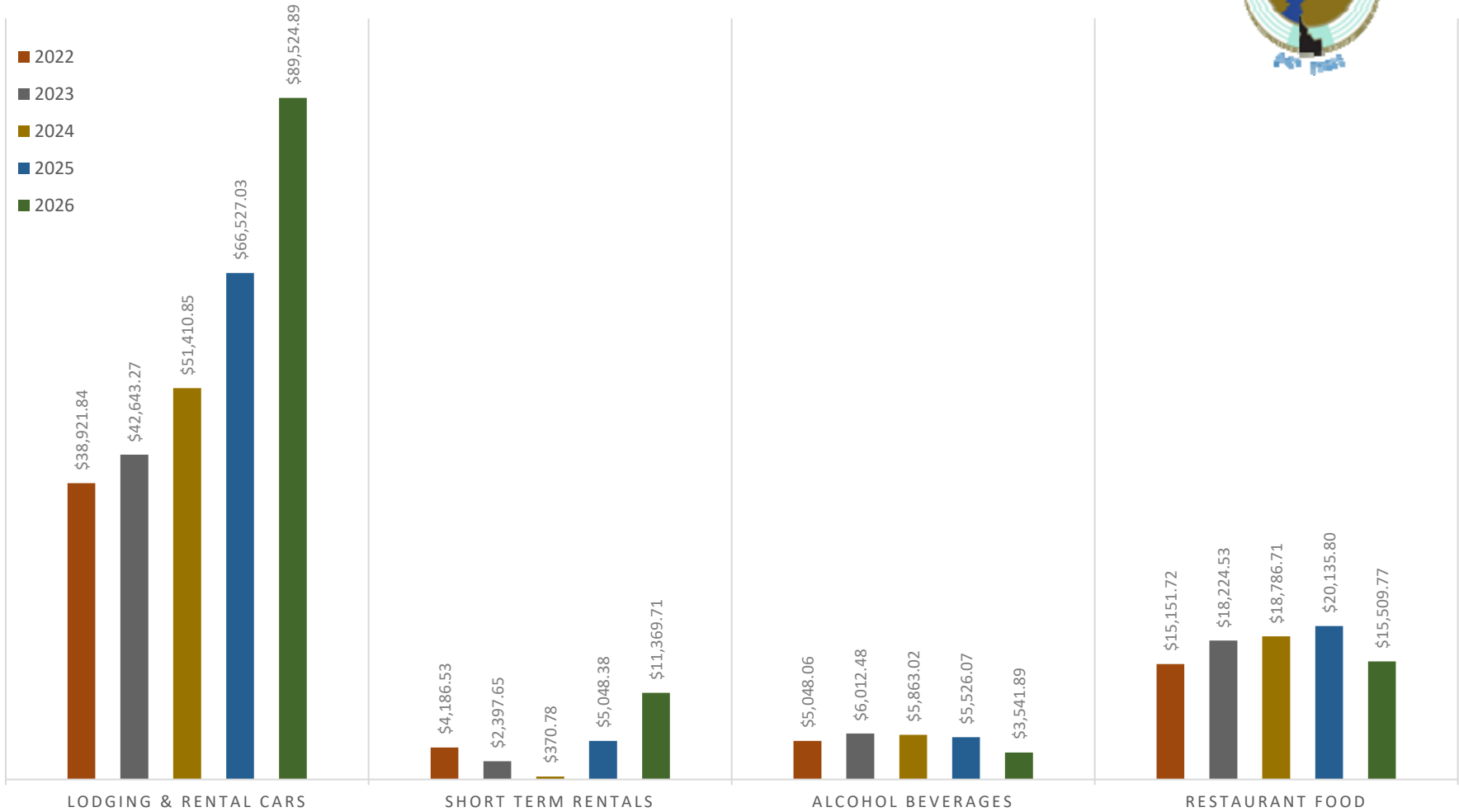


City of Hailey 10 Year LOT Revenue Comparison MARCH 2026



	2015	2016	2017	2018	2019	2020	2021	2022	2023	2024	2025	2026
■ Restaurant Food	\$10,146.58	\$10,031.10	\$11,445.78	\$11,400.11	\$12,242.74	\$7,374.20	\$14,620.22	\$15,151.72	\$18,224.53	\$18,786.71	\$20,135.80	\$15,509.77
■ Alcohol Beverages	\$3,841.35	\$4,065.98	\$4,559.88	\$4,745.30	\$5,368.46	\$2,255.26	\$4,819.71	\$5,048.06	\$6,012.48	\$5,863.02	\$5,526.07	\$3,541.89
■ Short Term Rentals	\$0.00	\$0.00	\$961.64	\$759.75	\$2,278.68	\$559.02	\$4,537.39	\$4,186.53	\$2,397.65	\$370.78	\$5,048.38	\$11,369.71
■ Lodging & Rental Cars	\$17,258.20	\$20,500.88	\$21,701.41	\$20,771.12	\$27,256.53	\$14,645.72	\$30,820.76	\$38,921.84	\$42,643.27	\$51,410.85	\$66,527.03	\$89,524.89
% Increase from Prior Year		11.98%	11.56%	-2.96%	27.06%	-47.53%	122.67%	16.66%	8.51%	11.15%	29.25%	26.82%
TOTAL	\$36,998.86	\$41,431.58	\$46,223.05	\$44,853.24	\$56,991.48	\$29,902.44	\$66,584.12	\$77,677.60	\$84,291.56	\$93,691.90	\$121,095.75	\$153,577.79

CITY OF HAILEY 5 YEAR YTD LOT COLLECTION COMPARISON MARCH 2026



The chart above shows the March revenue comparison for the past five (5) years. Compared to 2025, lodging and rental car revenue was up 34.57%, short-term rentals were up 125.22%, alcohol beverage sales were down -31.91% and restaurant food sales were down -22.97%. Overall, LOT revenues for 2026 were up 26.82% from the year before.